

CardiacModelGenerator Detailed Design 0.0.1

Generated by Doxygen 1.12.0

1 Namespace Index	1
1.1 Package List	1
2 Hierarchical Index	3
2.1 Class Hierarchy	3
3 Class Index	5
3.1 Class List	5
4 File Index	7
4.1 File List	7
5 Namespace Documentation	9
5.1 CardiacModelGenerator Namespace Reference	9
5.1.1 Detailed Description	9
5.1.2 Function Documentation	10
5.1.2.1 clean_tetra_mesh()	10
5.1.2.2 generate_point_cloud()	10
5.1.2.3 generate_tetra_mesh()	11
5.1.2.4 get_cell_quality()	11
5.1.3 Variable Documentation	11
5.1.3.1 app	11
5.1.3.2 frame	11
6 Class Documentation	13
6.1 CardiacModelGenerator.CardiacMeshalyzer Class Reference	14
6.1.1 Detailed Description	16
6.1.2 Constructor & Destructor Documentation	17
6.1.2.1 __init__()	17
6.1.3 Member Function Documentation	18
6.1.3.1 add_page()	18
6.1.3.2 clear_all_files()	18
6.1.3.3 close_program()	18
6.1.3.4 get_masks()	18
6.1.3.5 getMaskOverlay()	19
6.1.3.6 on_clean_tetra_mesh()	19
6.1.3.7 on_extract_mesh_quality()	19
6.1.3.8 on_generate_point_cloud()	20
6.1.3.9 on_generate_tetra_mesh()	20
6.1.3.10 open_point_cloud_options()	20
6.1.3.11 save_point_cloud()	20
6.1.3.12 save_tetra_cloud()	21
6.1.3.13 setup_menu_bar()	21
6.1.3.14 show_page()	21

6.1.3.15 vinayDicomSeries()	21
6.1.4 Member Data Documentation	21
6.1.4.1 clear_all_files	21
6.1.4.2 close_program	22
6.1.4.3 colormap	22
6.1.4.4 current_page	22
6.1.4.5 dicom_data	22
6.1.4.6 last_cleaned_mesh	22
6.1.4.7 last_point_cloud	22
6.1.4.8 last_quality_mesh	22
6.1.4.9 last_tetra_mesh	22
6.1.4.10 merging_tolerance	22
6.1.4.11 on_clean_tetra_mesh	23
6.1.4.12 on_extract_mesh_quality	23
6.1.4.13 on_generate_point_cloud	23
6.1.4.14 on_generate_tetra_mesh	23
6.1.4.15 page_container	23
6.1.4.16 page_sizer	23
6.1.4.17 pages	23
6.1.4.18 panel	23
6.1.4.19 point_size	23
6.1.4.20 save_point_cloud	23
6.1.4.21 save_tetra_cloud	24
6.1.4.22 segmentation_data	24
6.1.4.23 sizer	24
6.2 CardiacModelGenerator.CleanTetraMeshOptions Class Reference	24
6.2.1 Detailed Description	26
6.2.2 Constructor & Destructor Documentation	26
6.2.2.1 __init__()	26
6.2.3 Member Function Documentation	27
6.2.3.1 on_cancel()	27
6.2.3.2 on_ok()	27
6.2.4 Member Data Documentation	28
6.2.4.1 clean_tolerance	28
6.2.4.2 clean_tolerance_text	28
6.2.4.3 on_cancel	28
6.2.4.4 on_ok	28
6.2.4.5 poisson_iterations	28
6.2.4.6 poisson_iterations_text	28
6.2.4.7 quality_threshold	28
6.2.4.8 quality_threshold_text	28
6.2.4.9 subdivisions	28

6.2.4.10 subdivisions_text	29
6.3 CardiacModelGenerator.HomePage Class Reference	29
6.3.1 Detailed Description	30
6.3.2 Constructor & Destructor Documentation	31
6.3.2.1 __init__()	31
6.3.3 Member Function Documentation	32
6.3.3.1 load_dicom_series()	32
6.3.3.2 load_segmentation()	32
6.3.3.3 update_image()	32
6.3.3.4 view_set()	33
6.3.4 Member Data Documentation	33
6.3.4.1 current_image_stack	33
6.3.4.2 image_display	33
6.3.4.3 slider	33
6.3.4.4 update_image	33
6.4 CardiacModelGenerator.PointCloudOptions Class Reference	34
6.4.1 Detailed Description	36
6.4.2 Constructor & Destructor Documentation	36
6.4.2.1 __init__()	36
6.4.3 Member Function Documentation	37
6.4.3.1 on_generate_point_cloud()	37
6.4.3.2 update_merging_tolerance_value()	37
6.4.3.3 update_point_size_value()	38
6.4.4 Member Data Documentation	38
6.4.4.1 colormap	38
6.4.4.2 colormap_combo	38
6.4.4.3 generate_button	38
6.4.4.4 merging_tolerance	38
6.4.4.5 merging_tolerance_slider	38
6.4.4.6 merging_tolerance_value	38
6.4.4.7 on_generate_point_cloud	38
6.4.4.8 point_size	39
6.4.4.9 point_size_slider	39
6.4.4.10 point_size_value	39
6.4.4.11 update_merging_tolerance_value	39
6.4.4.12 update_point_size_value	39
6.4.4.13 whichmask	39
6.4.4.14 whichmask_text	39
6.5 CardiacModelGenerator.StartPage Class Reference	40
6.5.1 Detailed Description	42
6.5.2 Constructor & Destructor Documentation	42
6.5.2.1 __init__()	42

6.5.3 Member Function Documentation	43
6.5.3.1 close_program()	43
6.5.3.2 load_image()	43
6.5.3.3 on_resize()	44
6.5.3.4 open_home_page()	44
6.5.4 Member Data Documentation	44
6.5.4.1 bitmap	44
6.5.4.2 close_program	44
6.5.4.3 image_path	44
6.5.4.4 on_resize	44
6.5.4.5 open_home_page	45
6.5.4.6 sizer	45
7 File Documentation	47
7.1 CardiacModelGenerator.py File Reference	47
Index	49

Chapter 1

Namespace Index

1.1 Package List

Here are the packages with brief descriptions (if available):

CardiacModelGenerator	9
---	---

Chapter 2

Hierarchical Index

2.1 Class Hierarchy

This inheritance list is sorted roughly, but not completely, alphabetically:

wx.Dialog	
CardiacModelGenerator.CleanTetraMeshOptions	24
CardiacModelGenerator.PointCloudOptions	34
wx.Frame	
CardiacModelGenerator.CardiacMeshalyzer	14
wx.Panel	
CardiacModelGenerator.HomePage	29
wx.ScrolledWindow	
CardiacModelGenerator.StartPage	40

Chapter 3

Class Index

3.1 Class List

Here are the classes, structs, unions and interfaces with brief descriptions:

CardiacModelGenerator.CardiacMeshalyzer	14
CardiacModelGenerator.CleanTetraMeshOptions	24
CardiacModelGenerator.HomePage	29
CardiacModelGenerator.PointCloudOptions	34
CardiacModelGenerator.StartPage	40

Chapter 4

File Index

4.1 File List

Here is a list of all files with brief descriptions:

CardiacModelGenerator.py	47
--	----

Chapter 5

Namespace Documentation

5.1 CardiacModelGenerator Namespace Reference

Classes

- class [CardiacMeshalyzer](#)
- class [CleanTetraMeshOptions](#)
- class [HomePage](#)
- class [PointCloudOptions](#)
- class [StartPage](#)

Functions

- [generate_point_cloud](#) (coords1=None, masks1=None, coords2=None, masks2=None, coords3=None, masks3=None, whichmask=1, tol=0.1, colormap_name="viridis", point_size=5)
- [generate_tetra_mesh](#) (point_cloud_cleaned)
- [clean_tetra_mesh](#) (grid, subdivisions=2, poisson_iterations=10, clean_tolerance=0.001, quality_↔ threshold=1e-5)
- [get_cell_quality](#) (final_volumetric_mesh)

Variables

- [app](#) = wx.App(False)
- [frame](#) = [CardiacMeshalyzer](#)(None)

5.1.1 Detailed Description

Created on Tue Dec 3 17:35:28 2024

@author: vinayjani

5.1.2 Function Documentation

5.1.2.1 clean_tetra_mesh()

```
CardiacModelGenerator.clean_tetra_mesh (
    grid,
    subdivisions = 2,
    poisson_iterations = 10,
    clean_tolerance = 0.001,
    quality_threshold = 1e-5)
```

@brief Cleans and smooths a tetrahedral mesh to improve quality and remove artifacts.
 @param grid A PyVista UnstructuredGrid object representing the input volumetric mesh.
 @param subdivisions Number of subdivisions for mesh refinement (default: 2).
 @param poisson_iterations Number of smoothing iterations (default: 10).
 @param clean_tolerance Tolerance for cleaning the mesh (default: 0.001).
 @param quality_threshold Minimum acceptable quality for mesh cells (default: 1e-5).
 @return A PyVista PolyData object representing the cleaned and smoothed surface mesh.

Here is the caller graph for this function:



5.1.2.2 generate_point_cloud()

```
CardiacModelGenerator.generate_point_cloud (
    coords1 = None,
    masks1 = None,
    coords2 = None,
    masks2 = None,
    coords3 = None,
    masks3 = None,
    whichmask = 1,
    tol = 0.1,
    colormap_name = "viridis",
    point_size = 5)
```

@brief Generates and visualizes a point cloud from up to three coordinate-mask pairs.
 @param coords1 Optional. First set of coordinates (3D array).
 @param masks1 Optional. First set of masks corresponding to coords1.
 @param coords2 Optional. Second set of coordinates (3D array).
 @param masks2 Optional. Second set of masks corresponding to coords2.
 @param coords3 Optional. Third set of coordinates (3D array).
 @param masks3 Optional. Third set of masks corresponding to coords3.
 @param whichmask Mask value to extract points (default: 1).
 @param tol Tolerance for cleaning the point cloud (default: 0.1).
 @param colormap_name Colormap used for coloring the point cloud (default: "viridis").
 @param point_size Size of the points in the visualization (default: 5).
 @return A PyVista PolyData object representing the cleaned point cloud.

5.1.2.3 generate_tetra_mesh()

```
CardiacModelGenerator.generate_tetra_mesh (
    point_cloud_cleaned)
```

@brief Generates a tetrahedral mesh from a cleaned point cloud.
 @param point_cloud_cleaned A PyVista PolyData object representing the cleaned point cloud.
 @return A PyVista UnstructuredGrid object representing the generated tetrahedral mesh.

Here is the caller graph for this function:




5.1.2.4 get_cell_quality()

```
CardiacModelGenerator.get_cell_quality (
    final_volumetric_mesh)
```

@brief Computes and visualizes cell quality for a tetrahedral mesh.
 @param final_volumetric_mesh A PyVista UnstructuredGrid object representing the volumetric mesh.
 @return A PyVista UnstructuredGrid object with cell quality values added as a scalar field.

Here is the caller graph for this function:



5.1.3 Variable Documentation

5.1.3.1 app

```
CardiacModelGenerator.app = wx.App(False)
```

5.1.3.2 frame

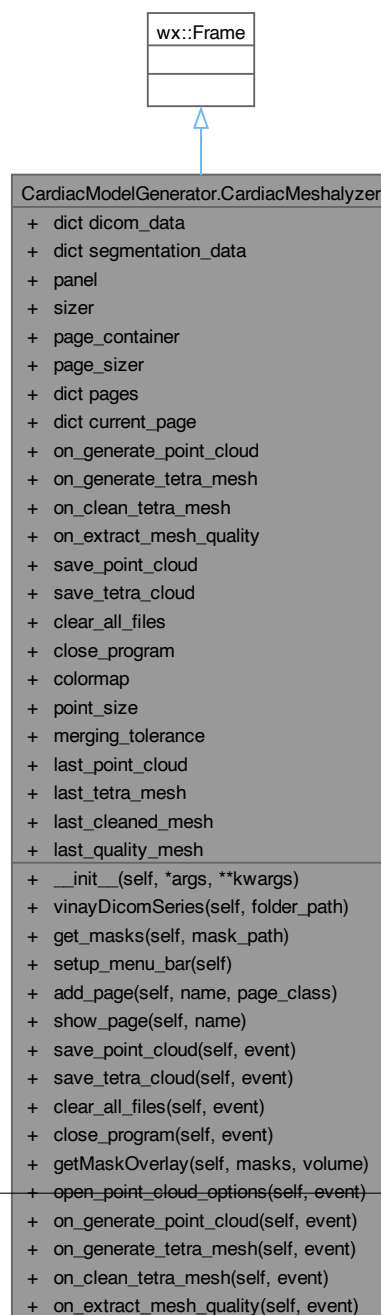
```
CardiacModelGenerator.frame = CardiacMeshalyzer(None)
```


Chapter 6

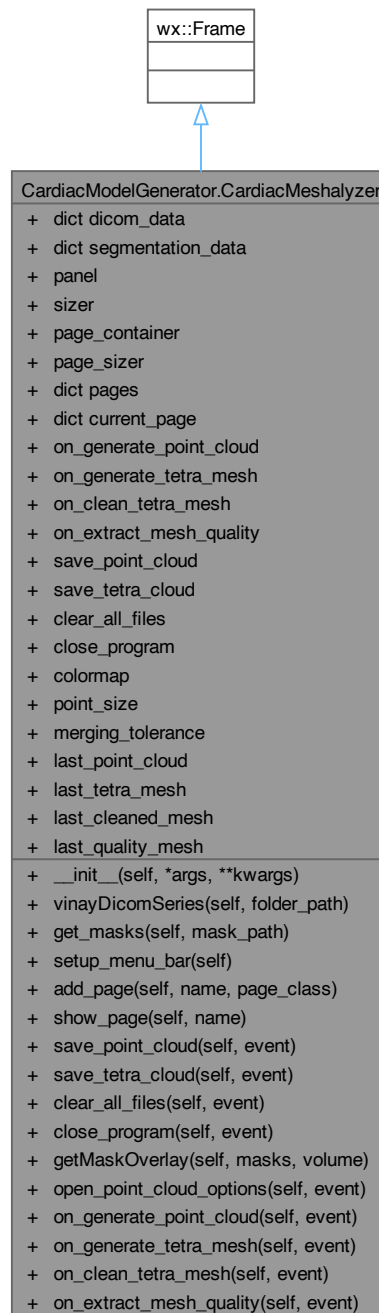
Class Documentation

6.1 CardiacModelGenerator.CardiacMeshalyzer Class Reference

Inheritance diagram for CardiacModelGenerator.CardiacMeshalyzer:



Collaboration diagram for CardiacModelGenerator.CardiacMeshalyzer:



Public Member Functions

- `__init__` (self, *args, **kwargs)
- `vinayDicomSeries` (self, folder_path)
- `get_masks` (self, mask_path)
- `setup_menu_bar` (self)
- `add_page` (self, name, page_class)

- [show_page](#) (self, name)
- [save_point_cloud](#) (self, event)
- [save_tetra_cloud](#) (self, event)
- [clear_all_files](#) (self, event)
- [close_program](#) (self, event)
- [getMaskOverlay](#) (self, masks, volume)
- [open_point_cloud_options](#) (self, event)
- [on_generate_point_cloud](#) (self, event)
- [on_generate_tetra_mesh](#) (self, event)
- [on_clean_tetra_mesh](#) (self, event)
- [on_extract_mesh_quality](#) (self, event)

Public Attributes

- dict [dicom_data](#) = {}
- dict [segmentation_data](#) = {}
- [panel](#) = wx.Panel(self)
- [sizer](#) = wx.BoxSizer(wx.VERTICAL)
- [page_container](#) = wx.Panel(self.panel)
- [page_sizer](#) = wx.BoxSizer(wx.VERTICAL)
- dict [pages](#) = {}
- dict [current_page](#) = None
- [on_generate_point_cloud](#)
- [on_generate_tetra_mesh](#)
- [on_clean_tetra_mesh](#)
- [on_extract_mesh_quality](#)
- [save_point_cloud](#)
- [save_tetra_cloud](#)
- [clear_all_files](#)
- [close_program](#)
- [colormap](#) = dialog.colormap
- [point_size](#) = dialog.point_size
- [merging_tolerance](#) = dialog.merging_tolerance
- [last_point_cloud](#)
- [last_tetra_mesh](#) = tetra_mesh
- [last_cleaned_mesh](#) = cleaned_mesh
- [last_quality_mesh](#) = quality_mesh

6.1.1 Detailed Description

```
@class CardiacMeshalyzer
```

```
@brief GUI application for managing and processing cardiac imaging data.
```

```
@details This class provides a graphical user interface (GUI) for handling DICOM series, generating point clouds, creating tetrahedral meshes, and performing mesh cleaning and quality assessment.
```

```
@uml
```

```
@startuml
```

```
class CardiacMeshalyzer {
    - dicom_data : dict
    - segmentation_data : dict
    - panel : wx.Panel
    - sizer : wx.BoxSizer
    - page_container : wx.Panel
    - page_sizer : wx.BoxSizer
    - pages : dict
    - current_page : object
}
```

```

+ __init__(*args, **kwargs)
+ vinayDicomSeries(folder_path : str) : tuple
+ get_masks(mask_path : str) : numpy.ndarray
+ setup_menu_bar()
+ add_page(name : str, page_class : type)
+ show_page(name : str)
+ save_point_cloud(event : wx.Event)
+ save_tetra_cloud(event : wx.Event)
+ clear_all_files(event : wx.Event)
+ close_program(event : wx.Event)
+ getMaskOverlay(masks : numpy.ndarray, volume : numpy.ndarray) : numpy.ndarray
+ open_point_cloud_options(event : wx.Event)
+ on_generate_point_cloud(event : wx.Event)
+ on_generate_tetra_mesh(event : wx.Event)
+ on_clean_tetra_mesh(event : wx.Event)
+ on_extract_mesh_quality(event : wx.Event)
}
@enduml

```

6.1.2 Constructor & Destructor Documentation

6.1.2.1 __init__()

```

CardiacModelGenerator.CardiacMeshalyzer.__init__ (
    self,
    * args,
    ** kwargs)

```

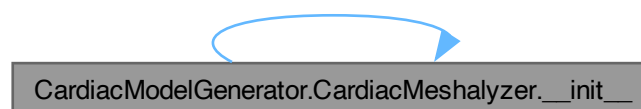
@brief Initializes the CardiacMeshalyzer GUI application.

@param *args Positional arguments for the wx.Frame superclass.

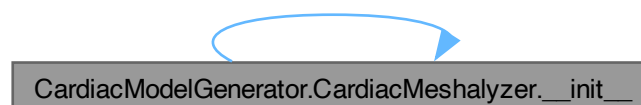
@param **kwargs Keyword arguments for the wx.Frame superclass.

@details Sets up the GUI components, initializes global variables, and adds the Start Page and Home Page to the application.

Here is the call graph for this function:



Here is the caller graph for this function:



6.1.3 Member Function Documentation

6.1.3.1 add_page()

```
CardiacModelGenerator.CardiacMeshalyzer.add_page (  
    self,  
    name,  
    page_class)
```

@brief Adds a new page to the GUI.

@param name The name of the page to be added.

@param page_class The class representing the page to add.

@details Creates an instance of the specified page class, adds it to the page container, and hides it initially.

6.1.3.2 clear_all_files()

```
CardiacModelGenerator.CardiacMeshalyzer.clear_all_files (  
    self,  
    event)
```

@brief Clears all loaded DICOM data and segmentation files.

@param event The wxPython event triggering this action.

@details Resets the dictionaries holding DICOM and segmentation data and displays a confirmation message.

6.1.3.3 close_program()

```
CardiacModelGenerator.CardiacMeshalyzer.close_program (  
    self,  
    event)
```

@brief Closes the application.

@param event The wxPython event triggering this action.

6.1.3.4 get_masks()

```
CardiacModelGenerator.CardiacMeshalyzer.get_masks (  
    self,  
    mask_path)
```

@brief Loads segmentation masks from a specified file.

@param mask_path The file path to the segmentation mask in NIfTI format.

@return A NumPy array containing the segmentation mask data.

@details Reads the segmentation mask from the provided NIfTI file and converts it to a NumPy array for further processing.

6.1.3.5 getMaskOverlay()

```
CardiacModelGenerator.CardiacMeshalyzer.getMaskOverlay (
    self,
    masks,
    volume)
```

@brief Generates an overlay of the segmentation mask on the volume.

@param masks A NumPy array containing the segmentation masks.

@param volume A NumPy array representing the image volume.

@return A NumPy array containing the overlay, where the segmentation masks are blended with the volume.

@details This method normalizes the volume data, assigns colors to the segmentation masks, and blends them with the volume to create a visual overlay. Handles up to 4 predefined segmentation classes and generates random colors for each class.

@throws ValueError If the volume data is not numeric or not a NumPy array.

6.1.3.6 on_clean_tetra_mesh()

```
CardiacModelGenerator.CardiacMeshalyzer.on_clean_tetra_mesh (
    self,
    event)
```

@brief Handles the "Clean Tetra Mesh" menu option.

@param event The wxPython event triggering this action.

@details Opens a dialog to configure cleaning options and applies these settings to clean the tetrahedral mesh. Visualizes the cleaned mesh upon successful completion. Displays an error message if no tetrahedral mesh exists.

Here is the call graph for this function:



6.1.3.7 on_extract_mesh_quality()


```
CardiacModelGenerator.CardiacMeshalyzer.on_extract_mesh_quality (
    self,
    event)
```

@brief Handles the "Extract Mesh Quality" menu option.

@param event The wxPython event triggering this action.

@details Computes the quality of cells in the tetrahedral mesh. Stores the quality mesh for future use and displays a success message upon completion. Displays an error message if no cleaned mesh exists.

Here is the call graph for this function:



6.1.3.8 on_generate_point_cloud()

```
CardiacModelGenerator.CardiacMeshalyzer.on_generate_point_cloud (
    self,
    event)
```

@brief Handles the "Generate Point Cloud" menu option.

@param event The wxPython event triggering this action.

@details Collects DICOM coordinate and mask data, opens the Point Cloud Options dialog for user input, and generates a point cloud using the specified options. If an error occurs during point cloud generation an error message is displayed.

6.1.3.9 on_generate_tetra_mesh()

```
CardiacModelGenerator.CardiacMeshalyzer.on_generate_tetra_mesh (
    self,
    event)
```

@brief Handles the "Generate Tetra Mesh" menu option.

@param event The wxPython event triggering this action.

@details Generates a tetrahedral mesh from the last generated point cloud. Displays an error message if no point cloud exists.

Here is the call graph for this function:



6.1.3.10 open_point_cloud_options()

```
CardiacModelGenerator.CardiacMeshalyzer.open_point_cloud_options (
    self,
    event)
```

@brief Opens the Point Cloud Options dialog.

@param event The wxPython event triggering this action.

@details Displays a dialog to configure point cloud generation options, including colormap, point size, and mesh. If the user confirms their selection, the `'generate_point_cloud'` method is called with the selected options.

6.1.3.11 save_point_cloud()

```
CardiacModelGenerator.CardiacMeshalyzer.save_point_cloud (
    self,
    event)
```

@brief Saves the generated point cloud to a file.

@param event The wxPython event triggering this action.

@details Displays an informational message. The save functionality is not yet implemented.

6.1.3.12 save_tetra_cloud()

```
CardiacModelGenerator.CardiacMeshalyzer.save_tetra_cloud (  
    self,  
    event)
```

@brief Saves the generated tetrahedral mesh to a file.
@param event The wxPython event triggering this action.
@details Displays an informational message. The save functionality is not yet implemented.

6.1.3.13 setup_menu_bar()

```
CardiacModelGenerator.CardiacMeshalyzer.setup_menu_bar (  
    self)
```

@brief Configures and initializes the menu bar for the application.
@details Creates a menu bar with options for loading images, processing models, and saving/clearing data. Each menu item is bound to the corresponding event handler method.

6.1.3.14 show_page()

```
CardiacModelGenerator.CardiacMeshalyzer.show_page (  
    self,  
    name)
```

@brief Displays the specified page in the GUI.
@param name The name of the page to display.
@details Hides the currently visible page (if any) and shows the specified page.

6.1.3.15 vinayDicomSeries()

```
CardiacModelGenerator.CardiacMeshalyzer.vinayDicomSeries (  
    self,  
    folder_path)
```

@brief Processes a series of DICOM files in a given folder.
@param folder_path The path to the folder containing DICOM files.
@return A tuple containing:
 - Volume: A 3D NumPy array representing the reconstructed image volume.
 - Coords: A 4D NumPy array with the absolute (x, y, z) coordinates for each pixel.
 - out_images: A NumPy array containing the original DICOM objects.
@details Reads DICOM files from the specified folder, reconstructs the image volume, and computes the absolute coordinates for each pixel using the image's orientation, spacing, and position metadata.

6.1.4 Member Data Documentation

6.1.4.1 clear_all_files

```
CardiacModelGenerator.CardiacMeshalyzer.clear_all_files
```

6.1.4.2 close_program

```
CardiacModelGenerator.CardiacMeshalyzer.close_program
```

6.1.4.3 colormap

```
CardiacModelGenerator.CardiacMeshalyzer.colormap = dialog.colormap
```

6.1.4.4 current_page

```
dict CardiacModelGenerator.CardiacMeshalyzer.current_page = None
```

6.1.4.5 dicom_data

```
dict CardiacModelGenerator.CardiacMeshalyzer.dicom_data = {}
```

6.1.4.6 last_cleaned_mesh

```
CardiacModelGenerator.CardiacMeshalyzer.last_cleaned_mesh = cleaned_mesh
```

6.1.4.7 last_point_cloud

```
CardiacModelGenerator.CardiacMeshalyzer.last_point_cloud
```

Initial value:

```
= generate_point_cloud(  
    coords1=coords1, masks1=masks1,  
    coords2=coords2, masks2=masks2,  
    coords3=coords3, masks3=masks3,  
    whichmask=whichmask,  
    tol=merging_tolerance,  
    colormap_name=colormap_name,  
    point_size=point_size  
)
```

6.1.4.8 last_quality_mesh

```
CardiacModelGenerator.CardiacMeshalyzer.last_quality_mesh = quality_mesh
```

6.1.4.9 last_tetra_mesh

```
CardiacModelGenerator.CardiacMeshalyzer.last_tetra_mesh = tetra_mesh
```

6.1.4.10 merging_tolerance

```
CardiacModelGenerator.CardiacMeshalyzer.merging_tolerance = dialog.merging_tolerance
```

6.1.4.11 on_clean_tetra_mesh

```
CardiacModelGenerator.CardiacMeshalyzer.on_clean_tetra_mesh
```

6.1.4.12 on_extract_mesh_quality

```
CardiacModelGenerator.CardiacMeshalyzer.on_extract_mesh_quality
```

6.1.4.13 on_generate_point_cloud

```
CardiacModelGenerator.CardiacMeshalyzer.on_generate_point_cloud
```

6.1.4.14 on_generate_tetra_mesh

```
CardiacModelGenerator.CardiacMeshalyzer.on_generate_tetra_mesh
```

6.1.4.15 page_container

```
CardiacModelGenerator.CardiacMeshalyzer.page_container = wx.Panel(self.panel)
```

6.1.4.16 page_sizer

```
CardiacModelGenerator.CardiacMeshalyzer.page_sizer = wx.BoxSizer(wx.VERTICAL)
```

6.1.4.17 pages

```
dict CardiacModelGenerator.CardiacMeshalyzer.pages = {}
```

6.1.4.18 panel

```
CardiacModelGenerator.CardiacMeshalyzer.panel = wx.Panel(self)
```

6.1.4.19 point_size

```
CardiacModelGenerator.CardiacMeshalyzer.point_size = dialog.point_size
```

6.1.4.20 save_point_cloud

```
CardiacModelGenerator.CardiacMeshalyzer.save_point_cloud
```

6.1.4.21 save_tetra_cloud

```
CardiacModelGenerator.CardiacMeshalyzer.save_tetra_cloud
```

6.1.4.22 segmentation_data

```
dict CardiacModelGenerator.CardiacMeshalyzer.segmentation_data = {}
```

6.1.4.23 sizer

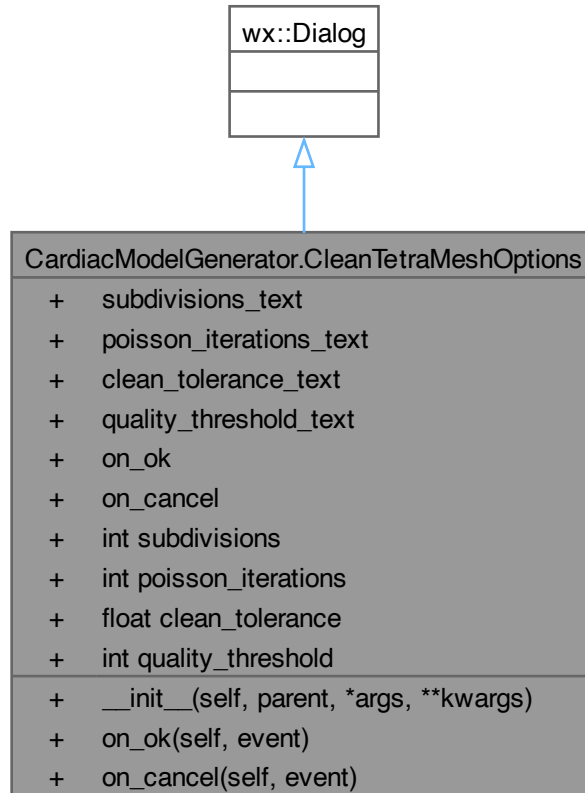
```
CardiacModelGenerator.CardiacMeshalyzer.sizer = wx.BoxSizer(wx.VERTICAL)
```

The documentation for this class was generated from the following file:

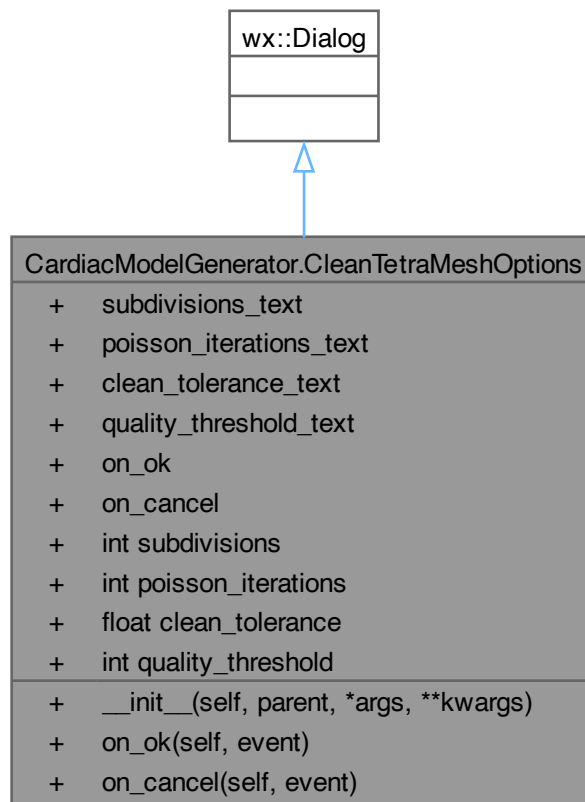
- [CardiacModelGenerator.py](#)

6.2 CardiacModelGenerator.CleanTetraMeshOptions Class Reference

Inheritance diagram for CardiacModelGenerator.CleanTetraMeshOptions:



Collaboration diagram for CardiacModelGenerator.CleanTetraMeshOptions:



Public Member Functions

- `__init__` (self, parent, *args, **kwargs)
- `on_ok` (self, event)
- `on_cancel` (self, event)

Public Attributes

- `subdivisions_text` = wx.TextCtrl(self, value="2")
- `poisson_iterations_text` = wx.TextCtrl(self, value="10")
- `clean_tolerance_text` = wx.TextCtrl(self, value="0.001")
- `quality_threshold_text` = wx.TextCtrl(self, value="1e-5")
- `on_ok`
- `on_cancel`
- int `subdivisions` = 2
- int `poisson_iterations` = 10
- float `clean_tolerance` = 0.001
- int `quality_threshold` = 1e-5

6.2.1 Detailed Description

```

@class CleanTetraMeshOptions
@brief Dialog for configuring tetrahedral mesh cleaning options.
@details Provides controls for setting parameters such as subdivisions, Poisson iterations, cleaning tolerance
        and quality threshold for cleaning a tetrahedral mesh.

@uml
@startuml
class CleanTetraMeshOptions {
    - subdivisions_text : wx.TextCtrl
    - poisson_iterations_text : wx.TextCtrl
    - clean_tolerance_text : wx.TextCtrl
    - quality_threshold_text : wx.TextCtrl
    - subdivisions : int
    - poisson_iterations : int
    - clean_tolerance : float
    - quality_threshold : float

    + __init__(parent : wx.Window, *args, **kwargs)
    + on_ok(event : wx.Event)
    + on_cancel(event : wx.Event)
}

CleanTetraMeshOptions *-- wx.Dialog : inherits
CleanTetraMeshOptions o-- wx.TextCtrl : "User input fields"
CleanTetraMeshOptions o-- wx.Button : "OK and Cancel buttons"
CleanTetraMeshOptions --> MeshCleaning : "Configures parameters for mesh cleaning"

' Notes for context
note top of CleanTetraMeshOptions
    CleanTetraMeshOptions allows users to define parameters for
    cleaning a tetrahedral mesh. It ensures proper numerical inputs
    and saves these configurations for further processing.
end note
@enduml

```

6.2.2 Constructor & Destructor Documentation

6.2.2.1 __init__()

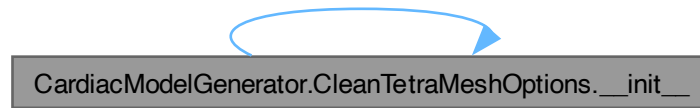
```

CardiacModelGenerator.CleanTetraMeshOptions.__init__ (
    self,
    parent,
    * args,
    ** kwargs)

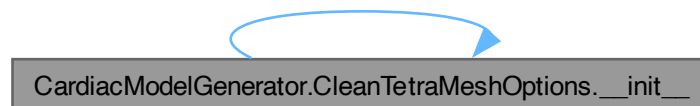
@brief Initializes the CleanTetraMeshOptions dialog.
@param parent The parent window that contains this dialog.
@param *args Additional positional arguments for wx.Dialog.
@param **kwargs Additional keyword arguments for wx.Dialog.
@details Creates a dialog with input fields for setting parameters related to tetrahedral mesh cleaning.
        These parameters include:
        - Subdivisions.
        - Poisson Iterations.
        - Cleaning Tolerance.
        - Quality Threshold.
        The dialog also provides OK and Cancel buttons for user interaction.

```


Here is the call graph for this function:



Here is the caller graph for this function:



6.2.3 Member Function Documentation

6.2.3.1 on_cancel()

```
CardiacModelGenerator.CleanTetraMeshOptions.on_cancel (
    self,
    event)
```

@brief Closes the dialog without saving user inputs.

@param event The wxPython event triggering this action.

@details Simply closes the dialog and returns a cancellation state without processing or saving any user input.

6.2.3.2 on_ok()

```
CardiacModelGenerator.CleanTetraMeshOptions.on_ok (
    self,
    event)
```

@brief Saves the user inputs and closes the dialog.

@param event The wxPython event triggering this action.

@details Reads and validates user inputs from the text fields for subdivisions, Poisson iterations, cleaning tolerance, and quality threshold. If the inputs are valid, they are saved as instance variables and the dialog is closed with a success state.

@throws ValueError If any input is not a valid numerical value.

6.2.4 Member Data Documentation

6.2.4.1 clean_tolerance

```
float CardiacModelGenerator.CleanTetraMeshOptions.clean_tolerance = 0.001
```

6.2.4.2 clean_tolerance_text

```
CardiacModelGenerator.CleanTetraMeshOptions.clean_tolerance_text = wx.TextCtrl(self, value="0.↵  
001")
```

6.2.4.3 on_cancel

```
CardiacModelGenerator.CleanTetraMeshOptions.on_cancel
```

6.2.4.4 on_ok

```
CardiacModelGenerator.CleanTetraMeshOptions.on_ok
```

6.2.4.5 poisson_iterations

```
int CardiacModelGenerator.CleanTetraMeshOptions.poisson_iterations = 10
```

6.2.4.6 poisson_iterations_text

```
CardiacModelGenerator.CleanTetraMeshOptions.poisson_iterations_text = wx.TextCtrl(self, value="10")
```

6.2.4.7 quality_threshold

```
int CardiacModelGenerator.CleanTetraMeshOptions.quality_threshold = 1e-5
```

6.2.4.8 quality_threshold_text

```
CardiacModelGenerator.CleanTetraMeshOptions.quality_threshold_text = wx.TextCtrl(self, value="1e-5")
```

6.2.4.9 subdivisions

```
int CardiacModelGenerator.CleanTetraMeshOptions.subdivisions = 2
```

6.2.4.10 subdivisions_text

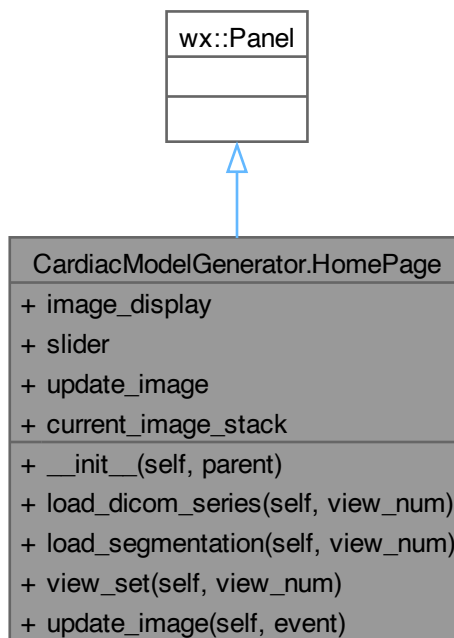
```
CardiacModelGenerator.CleanTetraMeshOptions.subdivisions_text = wx.TextCtrl(self, value="2")
```

The documentation for this class was generated from the following file:

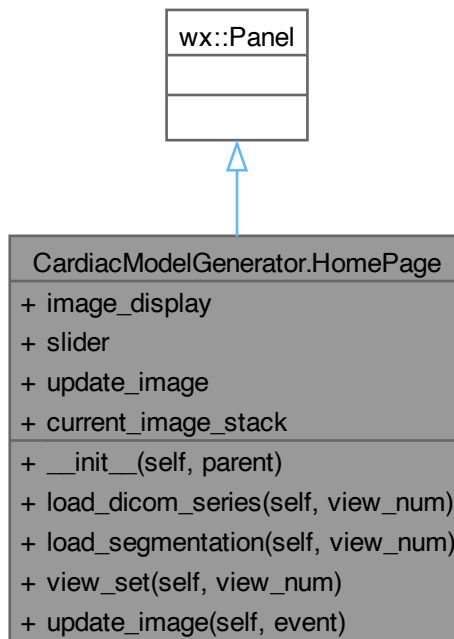
- [CardiacModelGenerator.py](#)

6.3 CardiacModelGenerator.HomePage Class Reference

Inheritance diagram for CardiacModelGenerator.HomePage:



Collaboration diagram for CardiacModelGenerator.HomePage:



Public Member Functions

- `__init__` (self, parent)
- `load_dicom_series` (self, view_num)
- `load_segmentation` (self, view_num)
- `view_set` (self, view_num)
- `update_image` (self, event)

Public Attributes

- `image_display` = `wx.StaticBitmap(right_panel)`
- `slider` = `wx.Slider(right_panel, minValue=0, maxValue=1, value=0, style=wx.SL_HORIZONTAL)`
- `update_image`
- `current_image_stack` = `None`

6.3.1 Detailed Description

```

@class HomePage
@brief Main page for interacting with DICOM images and segmentations.
@details This class provides functionality to load and display DICOM images and segmentations,
        manage image viewing with sliders, and bind buttons for different views and actions.

@uml
@startuml
class HomePage {
  
```

```

- current_image_stack : np.ndarray

+ __init__(parent : wx.Window)
+ load_dicom_series(view_num : int)
+ load_segmentation(view_num : int)
+ view_set(view_num : int)
+ update_image(event : wx.Event)
}

HomePage *-- wx.Panel : inherits
HomePage o-- wx.Button : "Handles action buttons"
HomePage o-- wx.Slider : "Controls image stack navigation"
HomePage o-- wx.StaticBitmap : "Displays images"
HomePage --> DICOM : "Interacts with DICOM data"
HomePage --> Segmentation : "Handles segmentation data"

' Notes for additional context
note top of HomePage
    The HomePage class allows users to load, view, and interact
    with DICOM images and corresponding segmentation masks.
    It provides tools for navigating through image stacks and
    visualizing segmented regions overlaid on images.
end note
@enduml

```

6.3.2 Constructor & Destructor Documentation

6.3.2.1 __init__()

```

CardiacModelGenerator.HomePage.__init__ (
    self,
    parent)

```

@brief Initializes the HomePage class and its UI components.

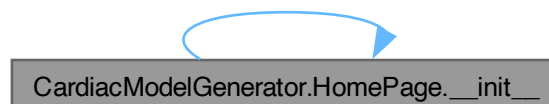
@param parent The parent wx.Window to which this HomePage belongs.

@details This method sets up the main layout of the HomePage, including:

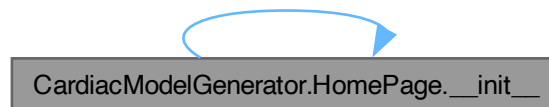
- A dark-themed background.
- Buttons for loading image views and segmentations.
- Buttons for viewing specific segmentations.
- An image display area and a slider for navigating through image stacks.

The layout is divided into a left panel for action buttons and a right panel for viewing and interacting.

Here is the call graph for this function:



Here is the caller graph for this function:



6.3.3 Member Function Documentation

6.3.3.1 load_dicom_series()

```
CardiacModelGenerator.HomePage.load_dicom_series (
    self,
    view_num)
```

@brief Loads a DICOM series for a specified view.

@param view_num The view number (1, 2, or 3) to associate with the loaded DICOM series.

@details Opens a directory dialog to select a folder containing the DICOM series. The series is processed to extract the image volume, coordinates, and individual image objects. These are stored in the parent window's 'dicom_data' dictionary.

6.3.3.2 load_segmentation()

```
CardiacModelGenerator.HomePage.load_segmentation (
    self,
    view_num)
```

@brief Loads a segmentation mask for a specified view.

@param view_num The view number (1, 2, or 3) to associate with the loaded segmentation mask.

@details Opens a file dialog to select a segmentation file. The mask is processed and stored in the parent window's 'segmentation_data' dictionary.

6.3.3.3 update_image()

```
CardiacModelGenerator.HomePage.update_image (
    self,
    event)
```

@brief Updates the displayed image based on the slider value.

@param event The wxPython event triggering this action.

@details Extracts the selected slice from the image stack, resizes it to maintain aspect ratio, and updates the image in the StaticBitmap widget. The image is optionally rotated for better visualization.

Here is the caller graph for this function:



6.3.3.4 view_set()

```
CardiacModelGenerator.HomePage.view_set (
    self,
    view_num)
```

@brief Displays a DICOM image stack with its corresponding segmentation overlay for a specified view.

@param view_num The view number (1, 2, or 3) to display.

@details Checks if both DICOM images and segmentation masks are loaded for the specified view. If they are, the segmentation is overlaid on the images, and the stack is displayed. The slider is configured to navigate the slices. Displays an error message if the data is missing or invalid.

Here is the call graph for this function:



6.3.4 Member Data Documentation

6.3.4.1 current_image_stack

```
CardiacModelGenerator.HomePage.current_image_stack = None
```

6.3.4.2 image_display

```
CardiacModelGenerator.HomePage.image_display = wx.StaticBitmap(right_panel)
```

6.3.4.3 slider

```
CardiacModelGenerator.HomePage.slider = wx.Slider(right_panel, minValue=0, maxValue=1, value=0,
style=wx.SL_HORIZONTAL)
```

6.3.4.4 update_image

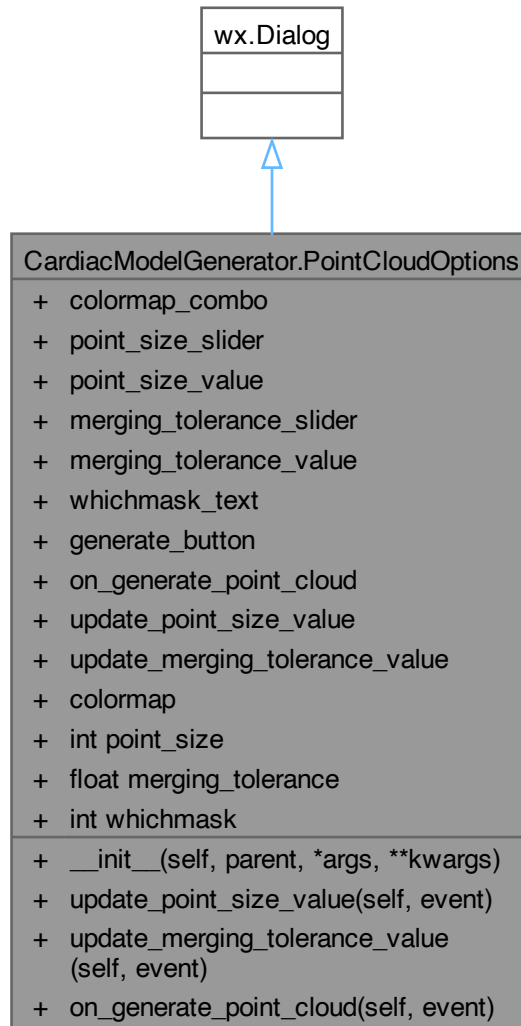
```
CardiacModelGenerator.HomePage.update_image
```

The documentation for this class was generated from the following file:

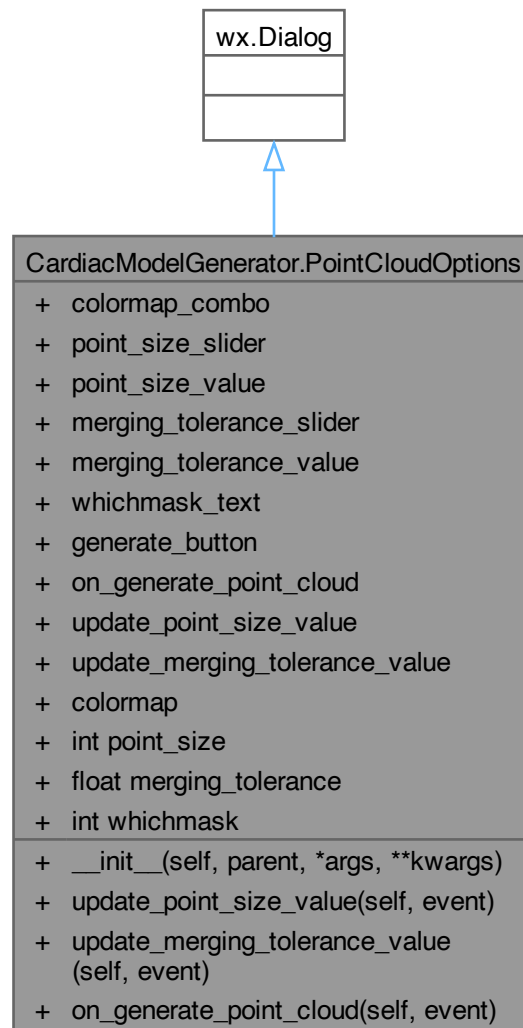
- [CardiacModelGenerator.py](#)

6.4 CardiacModelGenerator.PointCloudOptions Class Reference

Inheritance diagram for CardiacModelGenerator.PointCloudOptions:



Collaboration diagram for CardiacModelGenerator.PointCloudOptions:



Public Member Functions

- `__init__` (self, parent, *args, **kwargs)
- `update_point_size_value` (self, event)
- `update_merging_tolerance_value` (self, event)
- `on_generate_point_cloud` (self, event)

Public Attributes

- `colormap_combo` = `wx.ComboBox(self, choices=colormap_choices, style=wx.CB_READONLY)`
- `point_size_slider` = `wx.Slider(self, min=3, max=20, value=3, style=wx.SL_HORIZONTAL)`
- `point_size_value` = `wx.StaticText(self, label=str(self.point_size_slider.GetValue()))`
- `merging_tolerance_slider`

- `merging_tolerance_value` = `wx.StaticText(self, label=f"{self.merging_tolerance_slider.GetValue() / 100:.2f}")`
- `whichmask_text` = `wx.TextCtrl(self, value="1")`
- `generate_button` = `wx.Button(self, label="Generate Point Cloud")`
- `on_generate_point_cloud`
- `update_point_size_value`
- `update_merging_tolerance_value`
- `colormap` = `None`
- `int point_size` = `3`
- `float merging_tolerance` = `0.0`
- `int whichmask` = `1`

6.4.1 Detailed Description

```
@class PointCloudOptions
@brief Dialog for configuring point cloud generation options.
@details Provides controls for selecting a colormap, adjusting point size, setting merging tolerance,
        and specifying the mask to use for generating the point cloud.

@uml
@startuml
class PointCloudOptions {
    - colormap_combo : wx.ComboBox
    - point_size_slider : wx.Slider
    - point_size_value : wx.StaticText
    - merging_tolerance_slider : wx.Slider
    - merging_tolerance_value : wx.StaticText
    - whichmask_text : wx.TextCtrl
    - generate_button : wx.Button
    - colormap : str
    - point_size : int
    - merging_tolerance : float
    - whichmask : int

    + __init__(parent : wx.Window, *args, **kwargs)
    + update_point_size_value(event : wx.Event)
    + update_merging_tolerance_value(event : wx.Event)
    + on_generate_point_cloud(event : wx.Event)
}

PointCloudOptions -- wx.Dialog : inherits
PointCloudOptions o-- wx.ComboBox : "Colormap selection"
PointCloudOptions o-- wx.Slider : "Adjust point size and merging tolerance"
PointCloudOptions o-- wx.TextCtrl : "Mask selection"
PointCloudOptions o-- wx.Button : "Generate point cloud"
PointCloudOptions --> Colormap : "Uses matplotlib colormap options"
PointCloudOptions --> PointCloud : "Generates point cloud with configured options"

' Notes for context
note top of PointCloudOptions
    PointCloudOptions allows the user to configure parameters for generating a point cloud.
    It includes widgets for selecting colormap, adjusting point size and merging tolerance,
    and specifying the segmentation mask to use.
end note
@enduml
```

6.4.2 Constructor & Destructor Documentation

6.4.2.1 `__init__()`

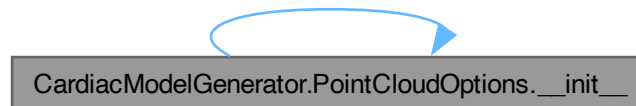
```
CardiacModelGenerator.PointCloudOptions.__init__ (
    self,
    parent,
    * args,
    ** kwargs)
```

```

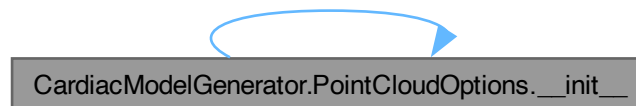
@brief Initializes the PointCloudOptions dialog.
@param parent The parent window that contains this dialog.
@param *args Additional positional arguments for the wx.Dialog.
@param **kwargs Additional keyword arguments for the wx.Dialog.
@details Sets up the layout, widgets, and event bindings for configuring point cloud generation options.
         Includes controls for colormap selection, point size adjustment, merging tolerance, and mask selection.

```

Here is the call graph for this function:



Here is the caller graph for this function:



6.4.3 Member Function Documentation

6.4.3.1 on_generate_point_cloud()

```

CardiacModelGenerator.PointCloudOptions.on_generate_point_cloud (
    self,
    event)

```

```

@brief Retrieves user inputs and closes the dialog.
@param event The wxPython button event triggering this action.
@details Captures user-selected values from the colormap dropdown, point size slider, merging tolerance slider
         and mask text input. Validates the mask input as an integer and closes the dialog with a success status.
@throws ValueError If the mask input is not a valid integer.

```

6.4.3.2 update_merging_tolerance_value()

```

CardiacModelGenerator.PointCloudOptions.update_merging_tolerance_value (
    self,
    event)

```

```

@brief Updates the displayed value for the merging tolerance slider.
@param event The wxPython slider event triggering this action.
@details Converts the slider value to a floating-point representation (0.00 to 5.00) and updates the
         'merging_tolerance_value' label for user feedback.

```

6.4.3.3 update_point_size_value()

```
CardiacModelGenerator.PointCloudOptions.update_point_size_value (
    self,
    event)
```

@brief Updates the displayed value for the point size slider.

@param event The wxPython slider event triggering this action.

@details Reflects the current slider value in the 'point_size_value' label to provide immediate feedback to the user.

6.4.4 Member Data Documentation

6.4.4.1 colormap

```
CardiacModelGenerator.PointCloudOptions.colormap = None
```

6.4.4.2 colormap_combo

```
CardiacModelGenerator.PointCloudOptions.colormap_combo = wx.ComboBox(self, choices=colormap_choices, style=wx.CB_READONLY)
```

6.4.4.3 generate_button

```
CardiacModelGenerator.PointCloudOptions.generate_button = wx.Button(self, label="Generate Point Cloud")
```

6.4.4.4 merging_tolerance

```
float CardiacModelGenerator.PointCloudOptions.merging_tolerance = 0.0
```

6.4.4.5 merging_tolerance_slider

```
CardiacModelGenerator.PointCloudOptions.merging_tolerance_slider
```

Initial value:

```
= wx.Slider(
    self, minValue=0, maxValue=500, value=0, style=wx.SL_HORIZONTAL
)
```

6.4.4.6 merging_tolerance_value

```
CardiacModelGenerator.PointCloudOptions.merging_tolerance_value = wx.StaticText(self, label=f"{self.merging_tolerance_slider.GetValue() / 100:.2f}")
```

6.4.4.7 on_generate_point_cloud

```
CardiacModelGenerator.PointCloudOptions.on_generate_point_cloud
```

6.4.4.8 point_size

```
int CardiacModelGenerator.PointCloudOptions.point_size = 3
```

6.4.4.9 point_size_slider

```
CardiacModelGenerator.PointCloudOptions.point_size_slider = wx.Slider(self, minValue=3, max↵  
Value=20, value=3, style=wx.SL_HORIZONTAL)
```

6.4.4.10 point_size_value

```
CardiacModelGenerator.PointCloudOptions.point_size_value = wx.StaticText(self, label=str(self.↵  
point_size_slider.GetValue()))
```

6.4.4.11 update_merging_tolerance_value

```
CardiacModelGenerator.PointCloudOptions.update_merging_tolerance_value
```

6.4.4.12 update_point_size_value

```
CardiacModelGenerator.PointCloudOptions.update_point_size_value
```

6.4.4.13 whichmask

```
int CardiacModelGenerator.PointCloudOptions.whichmask = 1
```

6.4.4.14 whichmask_text

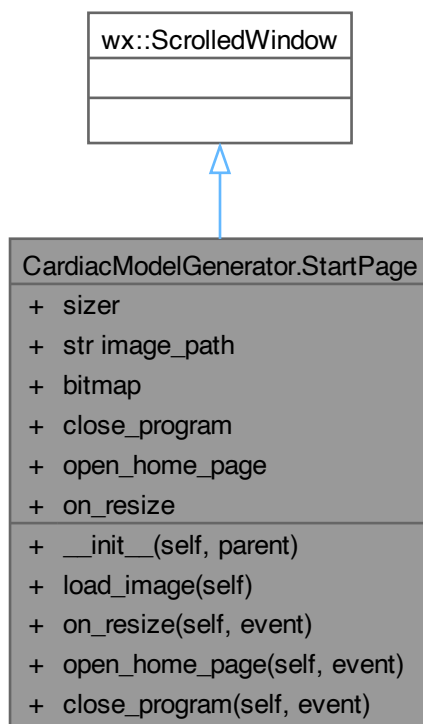
```
CardiacModelGenerator.PointCloudOptions.whichmask_text = wx.TextCtrl(self, value="1")
```

The documentation for this class was generated from the following file:

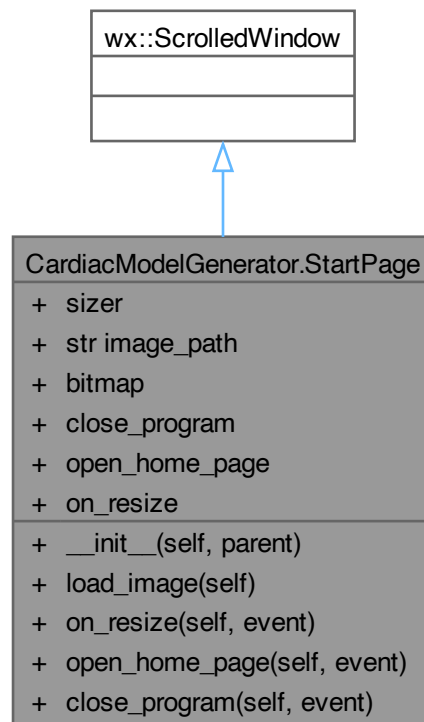
- [CardiacModelGenerator.py](#)

6.5 CardiacModelGenerator.StartPage Class Reference

Inheritance diagram for CardiacModelGenerator.StartPage:



Collaboration diagram for CardiacModelGenerator.StartPage:



Public Member Functions

- `__init__` (self, parent)
- `load_image` (self)
- `on_resize` (self, event)
- `open_home_page` (self, event)
- `close_program` (self, event)

Public Attributes

- `sizer` = `wx.BoxSizer(wx.VERTICAL)`
- `str image_path` = `"mesh_intro_pic.png"`
- `bitmap` = `wx.StaticBitmap(self)`
- `close_program`
- `open_home_page`
- `on_resize`

6.5.1 Detailed Description

```
@class StartPage
@brief Introductory page for the Cardiac Meshalyzer application.
@details This class represents the starting page of the GUI, which includes a title, an introductory image,
        a warning message, and navigation buttons for proceeding or exiting the application.

@uml
@startuml
class StartPage {
    - sizer : wx.BoxSizer
    - image_path : str
    - bitmap : wx.StaticBitmap

    + __init__(parent : wx.Window)
    + load_image()
    + on_resize(event : wx.Event)
    + open_home_page(event : wx.Event)
    + close_program(event : wx.Event)
}

' Associations to other elements in the GUI
StartPage *-- wx.ScrolledWindow : inherits
StartPage o-- wx.BoxSizer : "Main vertical sizer"
StartPage o-- wx.StaticBitmap : "Image placeholder"
StartPage --> wx.Button : "Handles Close and Continue buttons"

' Notes for additional context
note top of StartPage
    StartPage serves as the introductory page for the Cardiac Meshalyzer GUI.
    It includes a title, image placeholder, warning text, and navigation buttons.
    The buttons allow users to navigate to the Home Page or close the application.
end note

@enduml
```

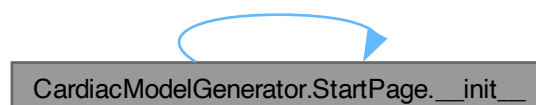
6.5.2 Constructor & Destructor Documentation

6.5.2.1 __init__()

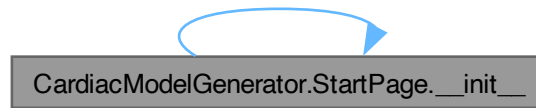
```
CardiacModelGenerator.StartPage.__init__ (
    self,
    parent)

@brief Initializes the StartPage class and its UI components.
@param parent The parent wx.Window to which this StartPage belongs.
@details This method sets up the introductory page of the Cardiac Meshalyzer application, including:
    - A black background with a title.
    - A placeholder for an introductory image.
    - A warning message about using the application.
    - Two navigation buttons ("Close" and "Continue").
    Enables scrolling and binds events for resize, navigation, and program termination.
```

Here is the call graph for this function:



Here is the caller graph for this function:



6.5.3 Member Function Documentation

6.5.3.1 close_program()

```
CardiacModelGenerator.StartPage.close_program (  
    self,  
    event)
```

@brief Closes the application.
@param event The wxPython event triggering this action.
@details Calls the 'Close' method of the top-level window to terminate the application.

6.5.3.2 load_image()

```
CardiacModelGenerator.StartPage.load_image (  
    self)
```

@brief Loads and displays the introductory image.
@details Attempts to load the image from the specified path and scales it to fit the current window size.
If the image cannot be loaded, a placeholder message is displayed.
@throws Exception If the image file cannot be read or scaled.

Here is the caller graph for this function:



6.5.3.3 on_resize()

```
CardiacModelGenerator.StartPage.on_resize (
    self,
    event)
```

@brief Handles window resize events.

@param event The wxPython resize event triggering this action.

@details Reloads and rescales the introductory image to fit the updated window size.

Here is the call graph for this function:



6.5.3.4 open_home_page()

```
CardiacModelGenerator.StartPage.open_home_page (
    self,
    event)
```

@brief Navigates to the Home Page of the application.

@param event The wxPython event triggering this action.

@details Calls the 'show_page' method of the top-level window to display the "Home Page".

6.5.4 Member Data Documentation

6.5.4.1 bitmap

```
CardiacModelGenerator.StartPage.bitmap = wx.StaticBitmap(self)
```

6.5.4.2 close_program

```
CardiacModelGenerator.StartPage.close_program
```

6.5.4.3 image_path

```
str CardiacModelGenerator.StartPage.image_path = "mesh_intro_pic.png"
```

6.5.4.4 on_resize

```
CardiacModelGenerator.StartPage.on_resize
```

6.5.4.5 open_home_page

```
CardiacModelGenerator.StartPage.open_home_page
```

6.5.4.6 sizer

```
CardiacModelGenerator.StartPage.sizer = wx.BoxSizer(wx.VERTICAL)
```

The documentation for this class was generated from the following file:

- [CardiacModelGenerator.py](#)

Chapter 7

File Documentation

7.1 CardiacModelGenerator.py File Reference

Classes

- class [CardiacModelGenerator.CardiacMeshalyzer](#)
- class [CardiacModelGenerator.StartPage](#)
- class [CardiacModelGenerator.HomePage](#)
- class [CardiacModelGenerator.PointCloudOptions](#)
- class [CardiacModelGenerator.CleanTetraMeshOptions](#)

Namespaces

- namespace [CardiacModelGenerator](#)

Functions

- [CardiacModelGenerator.generate_point_cloud](#) (coords1=None, masks1=None, coords2=None, masks2=None, coords3=None, masks3=None, whichmask=1, tol=0.1, colormap_name="viridis", point_size=5)
- [CardiacModelGenerator.generate_tetra_mesh](#) (point_cloud_cleaned)
- [CardiacModelGenerator.clean_tetra_mesh](#) (grid, subdivisions=2, poisson_iterations=10, clean_↔ tolerance=0.001, quality_threshold=1e-5)
- [CardiacModelGenerator.get_cell_quality](#) (final_volumetric_mesh)

Variables

- [CardiacModelGenerator.app](#) = wx.App(False)
- [CardiacModelGenerator.frame](#) = [CardiacMeshalyzer](#)(None)

Index

- `__init__`
 - `CardiacModelGenerator.CardiacMeshalyzer`, 17
 - `CardiacModelGenerator.CleanTetraMeshOptions`, 26
 - `CardiacModelGenerator.HomePage`, 31
 - `CardiacModelGenerator.PointCloudOptions`, 36
 - `CardiacModelGenerator.StartPage`, 42
- `add_page`
 - `CardiacModelGenerator.CardiacMeshalyzer`, 18
- `app`
 - `CardiacModelGenerator`, 11
- `bitmap`
 - `CardiacModelGenerator.StartPage`, 44
- `CardiacModelGenerator`, 9
 - `app`, 11
 - `clean_tetra_mesh`, 10
 - `frame`, 11
 - `generate_point_cloud`, 10
 - `generate_tetra_mesh`, 10
 - `get_cell_quality`, 11
- `CardiacModelGenerator.CardiacMeshalyzer`, 14
 - `__init__`, 17
 - `add_page`, 18
 - `clear_all_files`, 18, 21
 - `close_program`, 18, 21
 - `colormap`, 22
 - `current_page`, 22
 - `dicom_data`, 22
 - `get_masks`, 18
 - `getMaskOverlay`, 18
 - `last_cleaned_mesh`, 22
 - `last_point_cloud`, 22
 - `last_quality_mesh`, 22
 - `last_tetra_mesh`, 22
 - `merging_tolerance`, 22
 - `on_clean_tetra_mesh`, 19, 22
 - `on_extract_mesh_quality`, 19, 23
 - `on_generate_point_cloud`, 19, 23
 - `on_generate_tetra_mesh`, 20, 23
 - `open_point_cloud_options`, 20
 - `page_container`, 23
 - `page_sizer`, 23
 - `pages`, 23
 - `panel`, 23
 - `point_size`, 23
 - `save_point_cloud`, 20, 23
 - `save_tetra_cloud`, 20, 23
 - `segmentation_data`, 24
 - `setup_menu_bar`, 21
 - `show_page`, 21
 - `sizer`, 24
 - `vinayDicomSeries`, 21
- `CardiacModelGenerator.CleanTetraMeshOptions`, 24
 - `__init__`, 26
 - `clean_tolerance`, 28
 - `clean_tolerance_text`, 28
 - `on_cancel`, 27, 28
 - `on_ok`, 27, 28
 - `poisson_iterations`, 28
 - `poisson_iterations_text`, 28
 - `quality_threshold`, 28
 - `quality_threshold_text`, 28
 - `subdivisions`, 28
 - `subdivisions_text`, 28
- `CardiacModelGenerator.HomePage`, 29
 - `__init__`, 31
 - `current_image_stack`, 33
 - `image_display`, 33
 - `load_dicom_series`, 32
 - `load_segmentation`, 32
 - `slider`, 33
 - `update_image`, 32, 33
 - `view_set`, 32
- `CardiacModelGenerator.PointCloudOptions`, 34
 - `__init__`, 36
 - `colormap`, 38
 - `colormap_combo`, 38
 - `generate_button`, 38
 - `merging_tolerance`, 38
 - `merging_tolerance_slider`, 38
 - `merging_tolerance_value`, 38
 - `on_generate_point_cloud`, 37, 38
 - `point_size`, 38
 - `point_size_slider`, 39
 - `point_size_value`, 39
 - `update_merging_tolerance_value`, 37, 39
 - `update_point_size_value`, 37, 39
 - `whichmask`, 39
 - `whichmask_text`, 39
- `CardiacModelGenerator.py`, 47
- `CardiacModelGenerator.StartPage`, 40
 - `__init__`, 42
 - `bitmap`, 44
 - `close_program`, 43, 44
 - `image_path`, 44
 - `load_image`, 43

- on_resize, [43](#), [44](#)
 - open_home_page, [44](#)
 - sizer, [45](#)
- clean_tetra_mesh
 - CardiacModelGenerator, [10](#)
- clean_tolerance
 - CardiacModelGenerator.CleanTetraMeshOptions, [28](#)
- clean_tolerance_text
 - CardiacModelGenerator.CleanTetraMeshOptions, [28](#)
- clear_all_files
 - CardiacModelGenerator.CardiacMeshalyzer, [18](#), [21](#)
- close_program
 - CardiacModelGenerator.CardiacMeshalyzer, [18](#), [21](#)
 - CardiacModelGenerator.StartPage, [43](#), [44](#)
- colormap
 - CardiacModelGenerator.CardiacMeshalyzer, [22](#)
 - CardiacModelGenerator.PointCloudOptions, [38](#)
- colormap_combo
 - CardiacModelGenerator.PointCloudOptions, [38](#)
- current_image_stack
 - CardiacModelGenerator.HomePage, [33](#)
- current_page
 - CardiacModelGenerator.CardiacMeshalyzer, [22](#)
- dicom_data
 - CardiacModelGenerator.CardiacMeshalyzer, [22](#)
- frame
 - CardiacModelGenerator, [11](#)
- generate_button
 - CardiacModelGenerator.PointCloudOptions, [38](#)
- generate_point_cloud
 - CardiacModelGenerator, [10](#)
- generate_tetra_mesh
 - CardiacModelGenerator, [10](#)
- get_cell_quality
 - CardiacModelGenerator, [11](#)
- get_masks
 - CardiacModelGenerator.CardiacMeshalyzer, [18](#)
- getMaskOverlay
 - CardiacModelGenerator.CardiacMeshalyzer, [18](#)
- image_display
 - CardiacModelGenerator.HomePage, [33](#)
- image_path
 - CardiacModelGenerator.StartPage, [44](#)
- last_cleaned_mesh
 - CardiacModelGenerator.CardiacMeshalyzer, [22](#)
- last_point_cloud
 - CardiacModelGenerator.CardiacMeshalyzer, [22](#)
- last_quality_mesh
 - CardiacModelGenerator.CardiacMeshalyzer, [22](#)
- last_tetra_mesh
 - CardiacModelGenerator.CardiacMeshalyzer, [22](#)
- load_dicom_series
 - CardiacModelGenerator.HomePage, [32](#)
- load_image
 - CardiacModelGenerator.StartPage, [43](#)
- load_segmentation
 - CardiacModelGenerator.HomePage, [32](#)
- merging_tolerance
 - CardiacModelGenerator.CardiacMeshalyzer, [22](#)
 - CardiacModelGenerator.PointCloudOptions, [38](#)
- merging_tolerance_slider
 - CardiacModelGenerator.PointCloudOptions, [38](#)
- merging_tolerance_value
 - CardiacModelGenerator.PointCloudOptions, [38](#)
- on_cancel
 - CardiacModelGenerator.CleanTetraMeshOptions, [27](#), [28](#)
- on_clean_tetra_mesh
 - CardiacModelGenerator.CardiacMeshalyzer, [19](#), [22](#)
- on_extract_mesh_quality
 - CardiacModelGenerator.CardiacMeshalyzer, [19](#), [23](#)
- on_generate_point_cloud
 - CardiacModelGenerator.CardiacMeshalyzer, [19](#), [23](#)
 - CardiacModelGenerator.PointCloudOptions, [37](#), [38](#)
- on_generate_tetra_mesh
 - CardiacModelGenerator.CardiacMeshalyzer, [20](#), [23](#)
- on_ok
 - CardiacModelGenerator.CleanTetraMeshOptions, [27](#), [28](#)
- on_resize
 - CardiacModelGenerator.StartPage, [43](#), [44](#)
- open_home_page
 - CardiacModelGenerator.StartPage, [44](#)
- open_point_cloud_options
 - CardiacModelGenerator.CardiacMeshalyzer, [20](#)
- page_container
 - CardiacModelGenerator.CardiacMeshalyzer, [23](#)
- page_sizer
 - CardiacModelGenerator.CardiacMeshalyzer, [23](#)
- pages
 - CardiacModelGenerator.CardiacMeshalyzer, [23](#)
- panel
 - CardiacModelGenerator.CardiacMeshalyzer, [23](#)
- point_size
 - CardiacModelGenerator.CardiacMeshalyzer, [23](#)
 - CardiacModelGenerator.PointCloudOptions, [38](#)
- point_size_slider
 - CardiacModelGenerator.PointCloudOptions, [39](#)
- point_size_value
 - CardiacModelGenerator.PointCloudOptions, [39](#)
- poisson_iterations

- CardiacModelGenerator.CleanTetraMeshOptions,
[28](#)
- poisson_iterations_text
 - CardiacModelGenerator.CleanTetraMeshOptions,
[28](#)
- quality_threshold
 - CardiacModelGenerator.CleanTetraMeshOptions,
[28](#)
- quality_threshold_text
 - CardiacModelGenerator.CleanTetraMeshOptions,
[28](#)
- save_point_cloud
 - CardiacModelGenerator.CardiacMeshalyzer, [20](#),
[23](#)
- save_tetra_cloud
 - CardiacModelGenerator.CardiacMeshalyzer, [20](#),
[23](#)
- segmentation_data
 - CardiacModelGenerator.CardiacMeshalyzer, [24](#)
- setup_menu_bar
 - CardiacModelGenerator.CardiacMeshalyzer, [21](#)
- show_page
 - CardiacModelGenerator.CardiacMeshalyzer, [21](#)
- sizer
 - CardiacModelGenerator.CardiacMeshalyzer, [24](#)
 - CardiacModelGenerator.StartPage, [45](#)
- slider
 - CardiacModelGenerator.HomePage, [33](#)
- subdivisions
 - CardiacModelGenerator.CleanTetraMeshOptions,
[28](#)
- subdivisions_text
 - CardiacModelGenerator.CleanTetraMeshOptions,
[28](#)
- update_image
 - CardiacModelGenerator.HomePage, [32](#), [33](#)
- update_merging_tolerance_value
 - CardiacModelGenerator.PointCloudOptions, [37](#), [39](#)
- update_point_size_value
 - CardiacModelGenerator.PointCloudOptions, [37](#), [39](#)
- view_set
 - CardiacModelGenerator.HomePage, [32](#)
- vinayDicomSeries
 - CardiacModelGenerator.CardiacMeshalyzer, [21](#)
- whichmask
 - CardiacModelGenerator.PointCloudOptions, [39](#)
- whichmask_text
 - CardiacModelGenerator.PointCloudOptions, [39](#)