

deck:current

☒ last 12 months

No cards have been studied today.

Future Due

The number of reviews due in the future.

☒ Backlog ☒ 1 month ☐ 3 months ☐ 1 year ☐ all

Total: 22 reviews

Average: 1 review/day

Due tomorrow: 0 reviews


Daily load: 21 reviews/day

Calendar



2026


F
S
S
M
T
W
T



Reviews

The number of questions you have answered.

☐ Time ☐ 1 month ☐ 3 months ☒ 1 year



Days studied: 5 of 365 (1.37%)

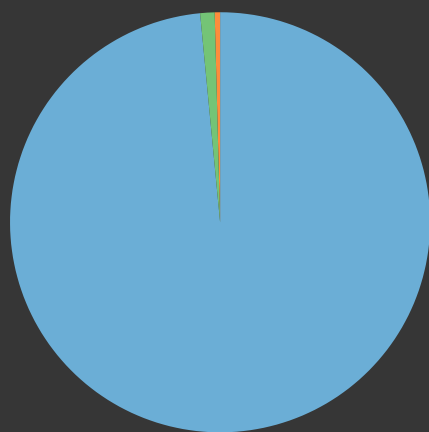
Total: 61 reviews

Average over period: 0 reviews/day

Average for days studied: 12 reviews/day

Card Counts

☒ Separate suspended/buried cards

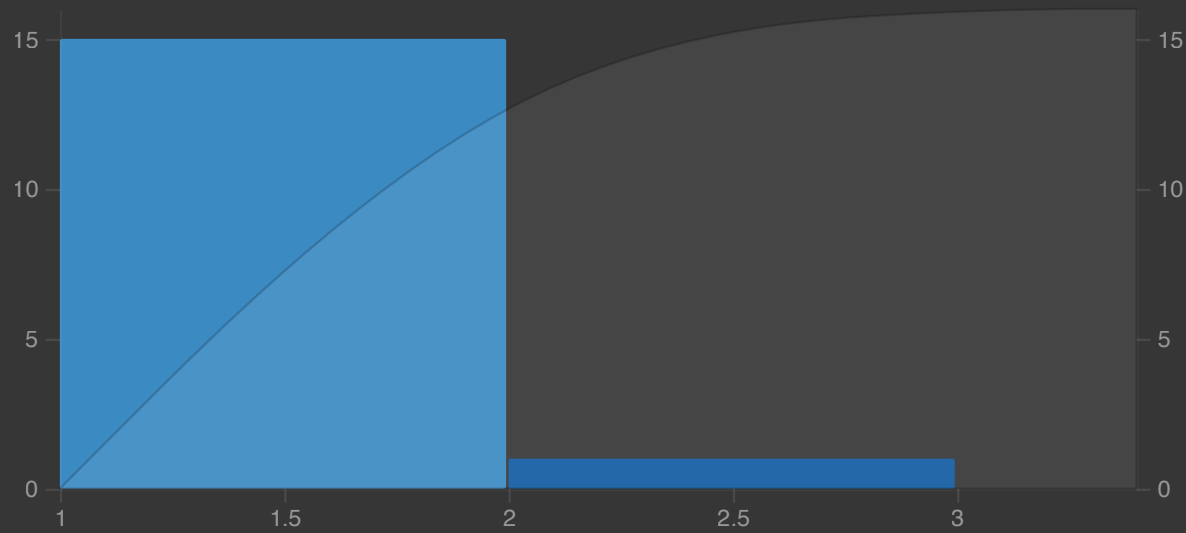


New	1,426	98.48%
Learning	6	0.41%
Relearning	0	0%
Young	16	1.1%
Mature	0	0%
Suspended	0	0%
Buried	0	0%
Total	1,448	

Review Intervals

Delays until review cards are shown again.

☐ 1 month ☐ 50% ☒ 95% ☐ all

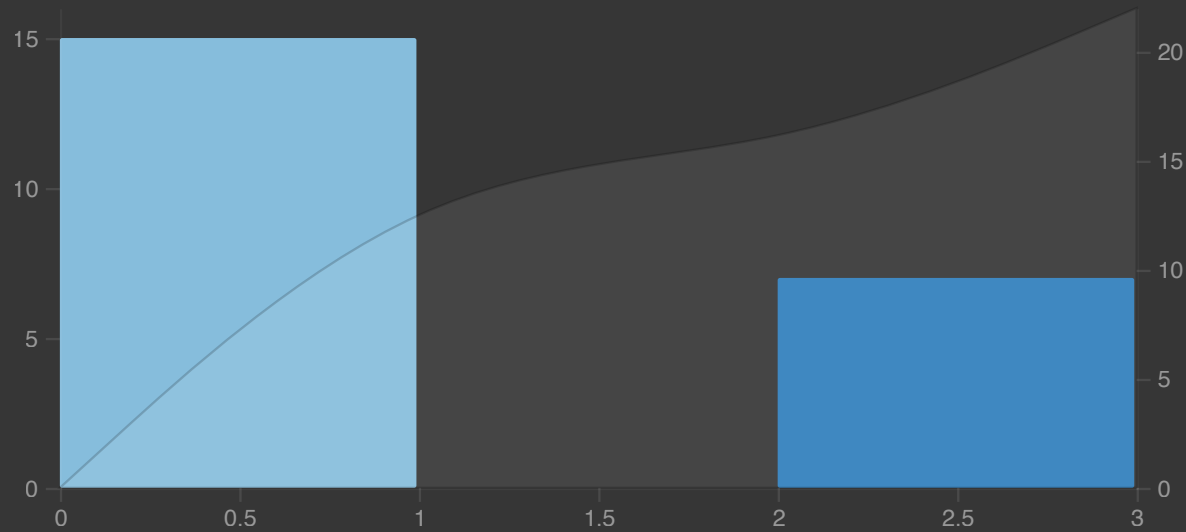


Median interval: 1 day

Card Stability

The delay at which retrievability falls to 90%.

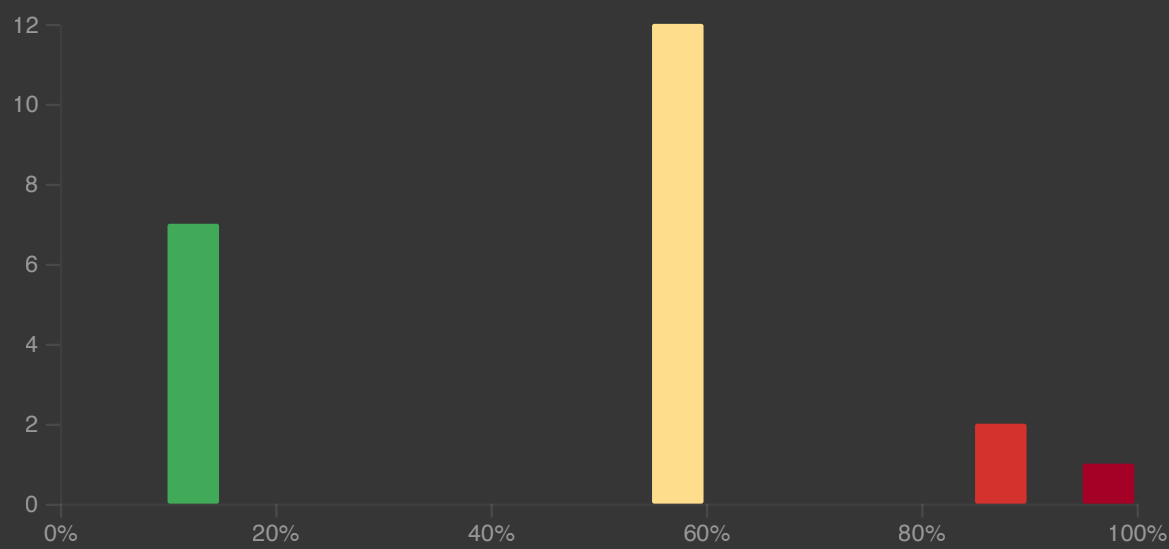
☐ 1 month ☐ 50% ☒ 95% ☐ all



Median stability: 0 seconds

Card Difficulty

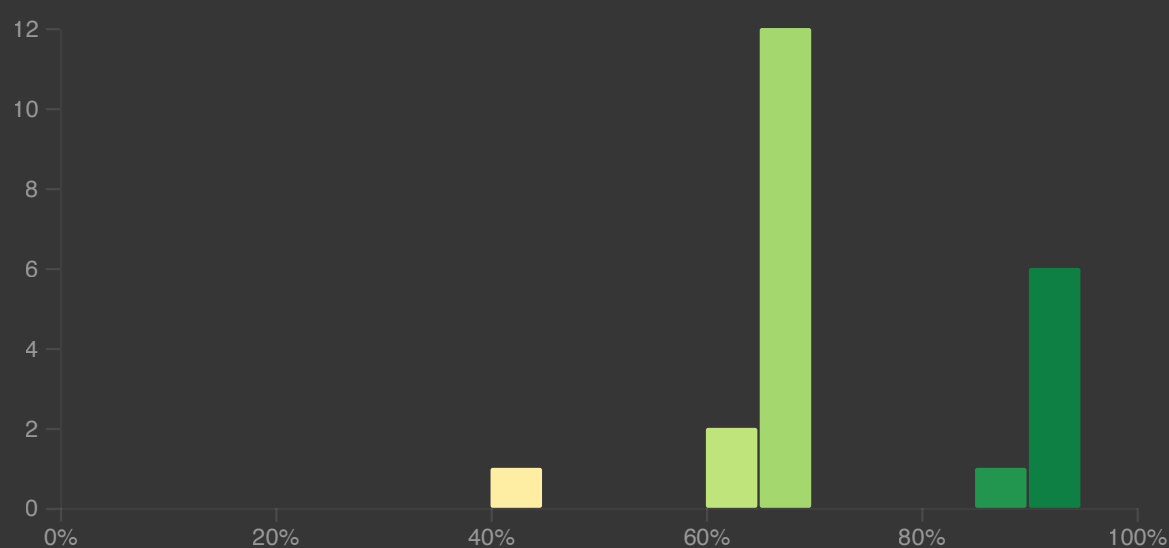
The higher the difficulty, the slower stability will increase.



Median difficulty: 60%

Card Retrievability

The probability of recalling a card today.



Average retrievability: 73%

Estimated total knowledge: 16 cards / 8 notes

Retention



Pass rate of cards with an interval ≥ 1 day.

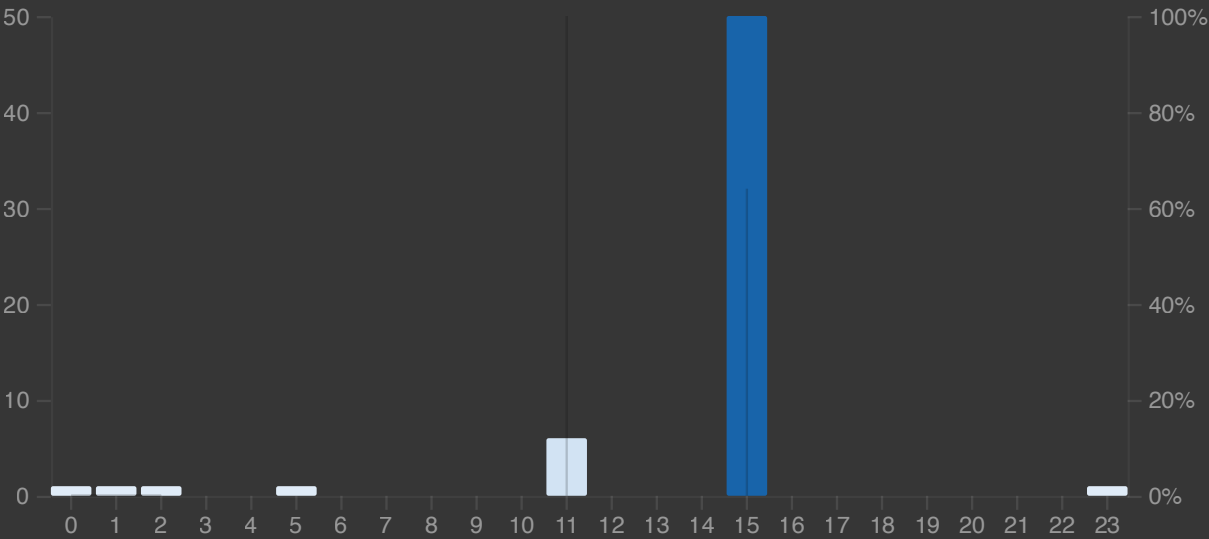
☐ Young ☐ Mature ☒ All

	Young	Mature	Total	Count
Today	N/A	N/A	N/A	0
Yesterday	N/A	N/A	N/A	0
Last week	N/A	N/A	N/A	0
Last month	N/A	N/A	N/A	0
Last year	N/A	N/A	N/A	0

Hourly Breakdown

Review success rate for each hour of the day.

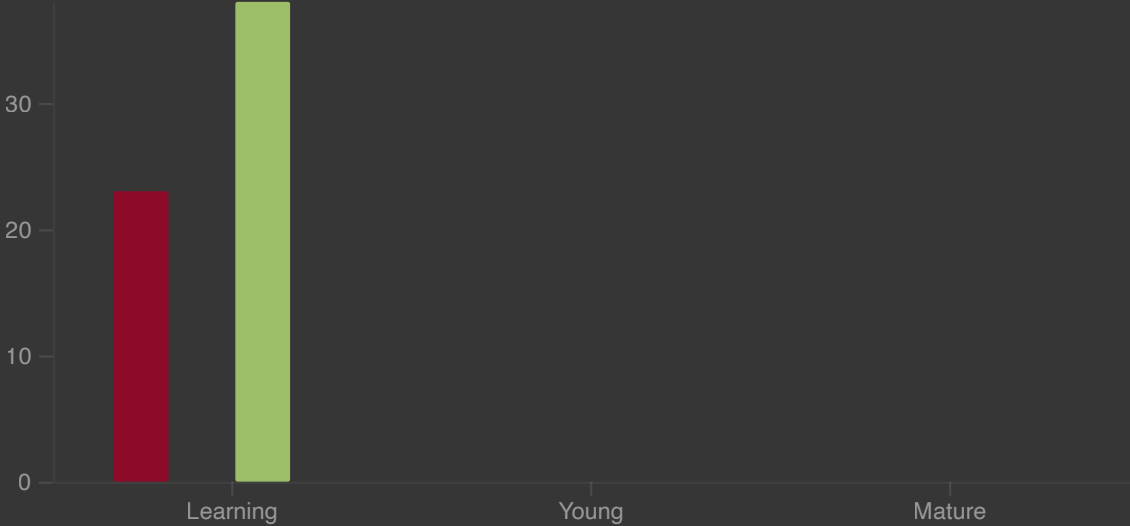
☐ 1 month ☐ 3 months ☒ 1 year



Answer Buttons

The number of times you have pressed each button.

☐ 1 month ☐ 3 months ☒ 1 year



Added

The number of new cards you have added.

☒ 1 month ☐ 3 months ☐ 1 year ☐ all

NO DATA