

HW-Z1-ZCU104 Evaluation Board

(XCZU7EV-2FFVC1156)

DISCLAIMER:


XILINX IS DISCLOSING THIS USER GUIDE, MANUAL, RELEASE NOTE, SCHEMATIC, AND/OR SPECIFICATION (THE "DOCUMENTATION") TO YOU SOLELY FOR USE IN THE DEVELOPMENT OF DESIGNS TO OPERATE WITH XILINX HARDWARE DEVICES. YOU MAY NOT REPRODUCE, DISTRIBUTE, REPUBLISH, DOWNLOAD, DISPLAY, POST, OR TRANSMIT THE DOCUMENTATION IN ANY FORM OR BY ANY MEANS INCLUDING, BUT NOT LIMITED TO, ELECTRONIC, MECHANICAL, PHOTOCOPYING, RECORDING, OR OTHERWISE, WITHOUT THE PRIOR WRITTEN CONSENT OF XILINX. XILINX EXPRESSLY DISCLAIMS ANY LIABILITY ARISING OUT OF YOUR USE OF THE DOCUMENTATION. XILINX RESERVES THE RIGHT, AT ITS SOLE DISCRETION, TO CHANGE THE DOCUMENTATION WITHOUT NOTICE AT ANY TIME. XILINX ASSUMES NO OBLIGATION TO CORRECT ANY ERRORS CONTAINED IN THE DOCUMENTATION, OR TO ADVISE YOU OF ANY CORRECTIONS OR UPDATES. XILINX EXPRESSLY DISCLAIMS ANY LIABILITY IN CONNECTION WITH TECHNICAL SUPPORT OR ASSISTANCE THAT MAY BE PROVIDED TO YOU IN CONNECTION WITH THE DOCUMENTATION. THE DOCUMENTATION IS DISCLOSED TO YOU "AS-IS" WITH NO WARRANTY OF ANY KIND. XILINX MAKES NO OTHER WARRANTIES, WHETHER EXPRESS, IMPLIED, OR STATUTORY, REGARDING THE DOCUMENTATION, INCLUDING ANY WARRANTIES OF MERCHANTABILITY, FITNESS FOR A PARTICULAR PURPOSE, OR NONINFRINGEMENT OF THIRD-PARTY RIGHTS. IN NO EVENT WILL XILINX BE LIABLE FOR ANY CONSEQUENTIAL, INDIRECT, EXEMPLARY, SPECIAL, OR INCIDENTAL DAMAGES, INCLUDING ANY LOSS OF DATA OR LOST PROFITS, ARISING FROM YOUR USE OF THE DOCUMENTATION.

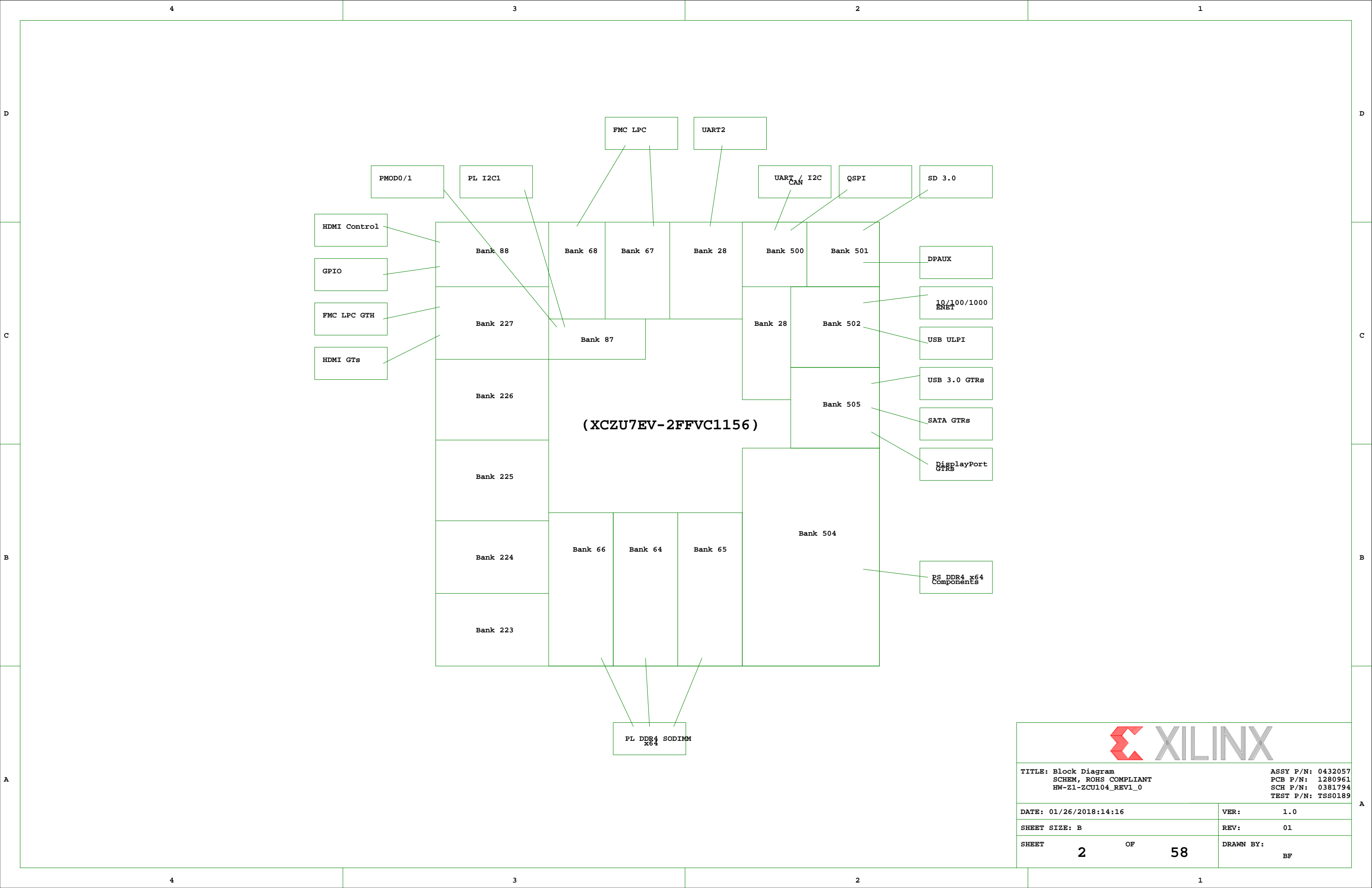
THE XILINX HARDWARE, FPGA AND CPLD DEVICES REFERRED TO HEREIN ("PRODUCTS") ARE SUBJECT TO THE TERMS AND CONDITIONS OF THE XILINX LIMITED WARRANTY WHICH CAN BE VIEWED AT <http://www.xilinx.com/warranty.htm>. THIS LIMITED WARRANTY DOES NOT EXTEND TO ANY USE OF PRODUCTS IN AN APPLICATION OR ENVIRONMENT THAT IS NOT WITHIN THE SPECIFICATIONS STATED ON THE XILINX DATA SHEET.

ALL SPECIFICATIONS ARE SUBJECT TO CHANGE WITHOUT NOTICE.

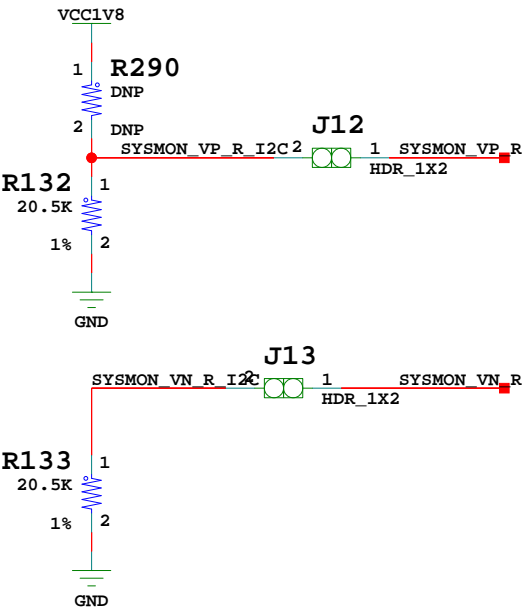
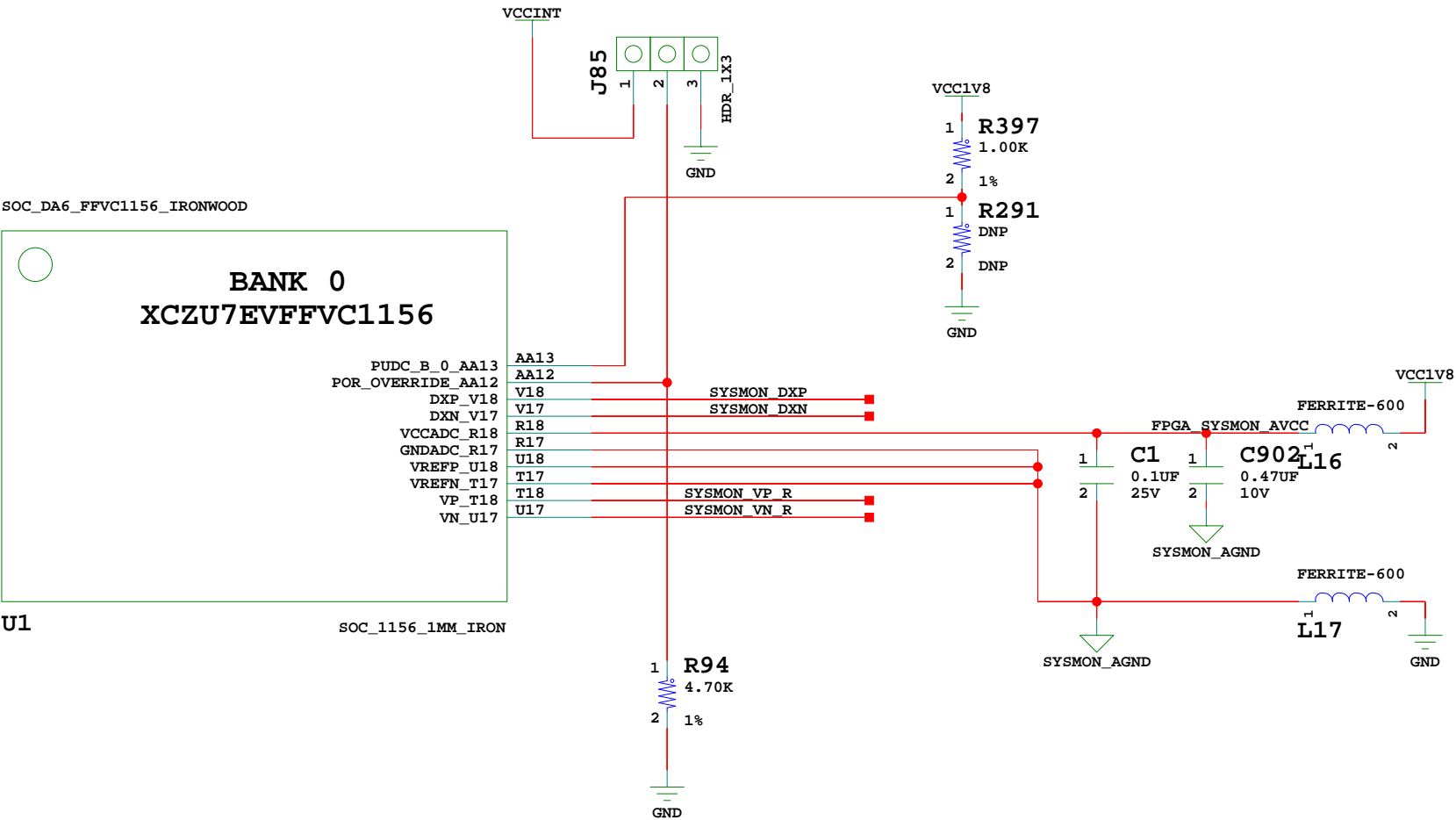
PRODUCTS ARE NOT DESIGNED OR INTENDED TO BE FAIL-SAFE, OR FOR USE IN ANY APPLICATION REQUIRING FAIL-SAFE PERFORMANCE, SUCH AS LIFE-SUPPORT OR SAFETY DEVICES OR SYSTEMS, OR ANY OTHER APPLICATION THAT INVOKES THE POTENTIAL RISKS OF DEATH, PERSONAL INJURY OR PROPERTY OR ENVIRONMENTAL DAMAGE

("CRITICAL APPLICATIONS"). USE OF PRODUCTS IN CRITICAL APPLICATIONS IS AT THE SOLE RISK OF CUSTOMER, SUBJECT TO APPLICABLE LAWS AND REGULATIONS. ALL SPECIFICATIONS ARE SUBJECT TO CHANGE WITHOUT NOTICE.

			
TITLE: Title Page		ASSY P/N: 0432057	
SCHEM, ROHS COMPLIANT		PCB P/N: 1280961	
HW-Z1-ZCU104_REV1_0		SCH P/N: 0381794	
		TEST P/N: TSS0189	
DATE: 01/26/2018:14:16		VER:	1.0
SHEET SIZE: B		REV:	01
SHEET	1	OF	58
		DRAWN BY:	BF



POR_OVERRIDE select
Default: 2-3 GND



SYSMON I2C Address jumpers

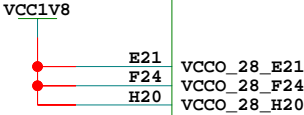
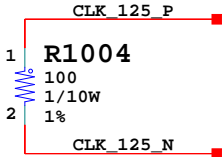
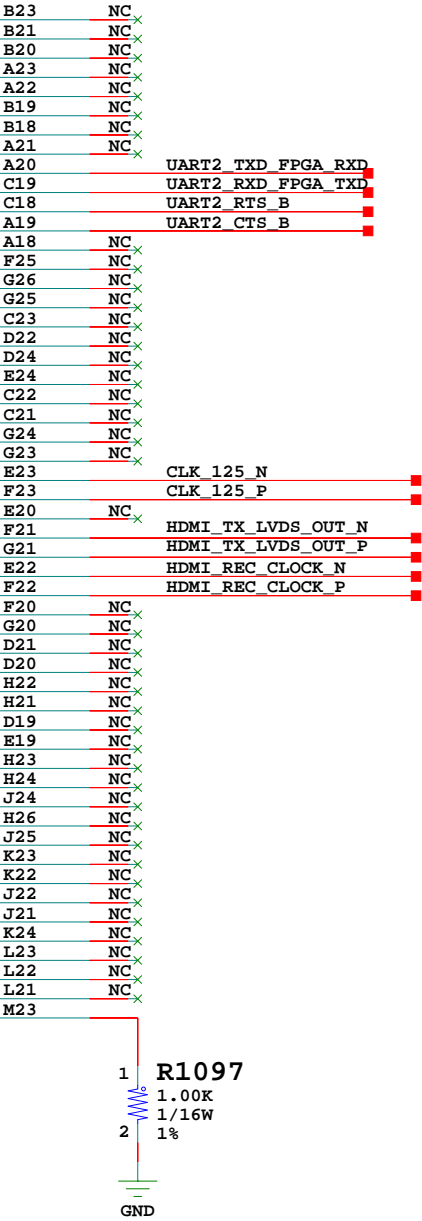
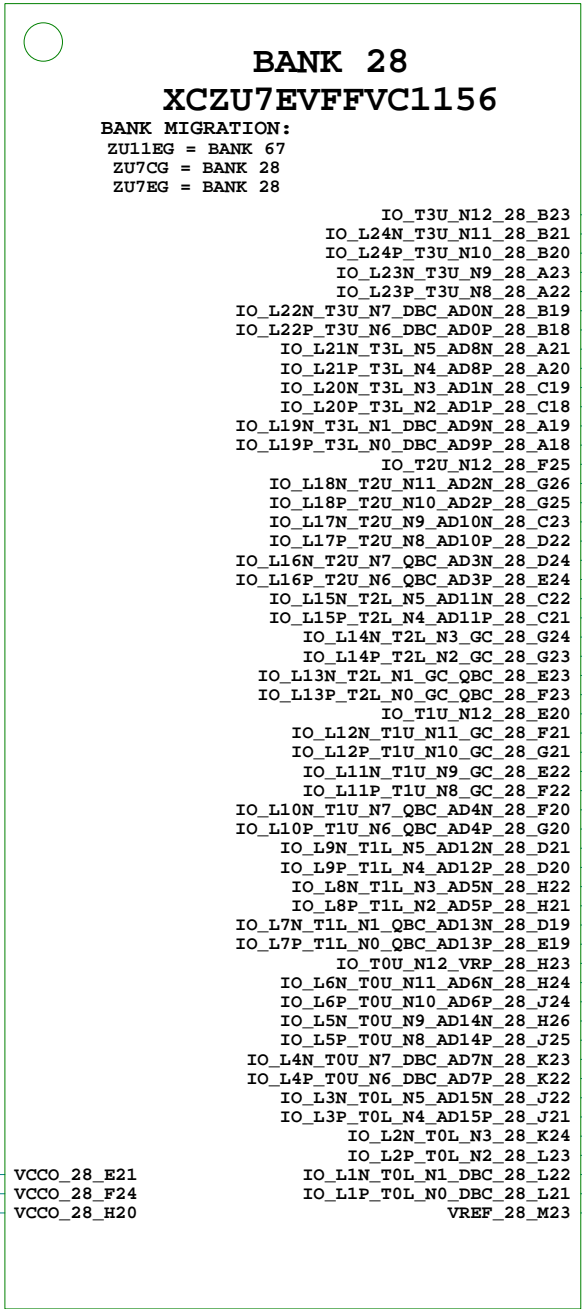
Zynq Bank 0



TITLE: Zynq Bank 0
SCHEM, ROHS COMPLIANT
HW-Z1-ZCU104_REV1_0
ASSY P/N: 0432057
PCB P/N: 1280961
SCH P/N: 0381794
TEST P/N: TSS0189


DATE: 01/26/2018:14:16	VER: 1.0
SHEET SIZE: B	REV: 01
SHEET 3 OF 58	DRAWN BY: BF

SOC_DA6_FFVC1156_IRONWOOD



U1 SOC_1156_1MM_IRON

Zynq Banks 28

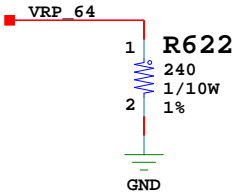
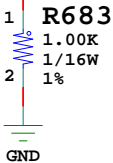
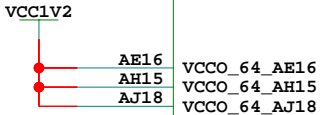
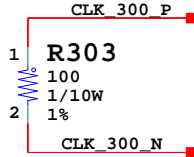
			
TITLE: Zynq Banks 28 SCHEM, ROHS COMPLIANT HW-Z1-ZCU104_REV1_0		ASSY P/N: 0432057 PCB P/N: 1280961 SCH P/N: 0381794 TEST P/N: TSS0189	
DATE: 01/26/2018:14:16		VER:	1.0
SHEET SIZE: B		REV:	01
SHEET	4 OF 58	DRAWN BY: BF	

SOC_DA6_FFVC1156_IRONWOOD

BANK 64
XCZU7EVFFVC1156

IO_T3U_N12_64_AA17
IO_L24N_T3U_N11_64_AD16
IO_L24P_T3U_N10_64_AD17
IO_L23N_T3U_N9_64_AB14
IO_L23P_T3U_N8_64_AA14
IO_L22N_T3U_N7_DBC_AD0N_64_AA15
IO_L22P_T3U_N6_DBC_AD0P_64_AA16
IO_L21N_T3L_N5_AD8N_64_AB15
IO_L21P_T3L_N4_AD8P_64_AB16
IO_L20N_T3L_N3_AD1N_64_AC16
IO_L20P_T3L_N2_AD1P_64_AC17
IO_L19N_T3L_N1_DBC_AD9N_64_AE15
IO_L19P_T3L_N0_DBC_AD9P_64_AD15
IO_T2U_N12_64_AH16
IO_L18N_T2U_N11_AD2N_64_AG14
IO_L18P_T2U_N10_AD2P_64_AG15
IO_L17N_T2U_N9_AD10N_64_AF15
IO_L17P_T2U_N8_AD10P_64_AF16
IO_L16N_T2U_N7_QBC_AD3N_64_AJ14
IO_L16P_T2U_N6_QBC_AD3P_64_AH14
IO_L15N_T2L_N5_AD11N_64_AF17
IO_L15P_T2L_N4_AD11P_64_AE17
IO_L14N_T2L_N3_GC_64_AG18
IO_L14P_T2L_N2_GC_64_AF18
IO_L13N_T2L_N1_GC_QBC_64_AH17
IO_L13P_T2L_N0_GC_QBC_64_AH18
IO_T1U_N12_64_AL17
IO_L12N_T1U_N11_GC_64_AJ15
IO_L12P_T1U_N10_GC_64_AJ16
IO_L11N_T1U_N9_GC_64_AK17
IO_L11P_T1U_N8_GC_64_AJ17
IO_L10N_T1U_N7_QBC_AD4N_64_AK14
IO_L10P_T1U_N6_QBC_AD4P_64_AK15
IO_L9N_T1L_N5_AD12N_64_AL18
IO_L9P_T1L_N4_AD12P_64_AK18
IO_L8N_T1L_N3_AD5N_64_AL15
IO_L8P_T1L_N2_AD5P_64_AL16
IO_L7N_T1L_N1_QBC_AD13N_64_AM15
IO_L7P_T1L_N0_QBC_AD13P_64_AM16
IO_T0U_N12_VRP_64_AP14
IO_L6N_T0U_N11_AD6N_64_AN16
IO_L6P_T0U_N10_AD6P_64_AN17
IO_L5N_T0U_N9_AD14N_64_AP15
IO_L5P_T0U_N8_AD14P_64_AP16
IO_L4N_T0U_N7_DBC_AD7N_64_AM14
IO_L4P_T0U_N6_DBC_AD7P_64_AM14
IO_L3N_T0L_N5_AD15N_64_AN18
IO_L3P_T0L_N4_AD15P_64_AM18
IO_L2N_T0L_N3_64_AP13
IO_L2P_T0L_N2_64_AN13
IO_L1N_T0L_N1_DBC_64_AP17
IO_L1P_T0L_N0_DBC_64_AP18
VREF_64_AG16

AA17 NC
AD16 DDR4_SODIMM_PARITY
AD17 DDR4_SODIMM_CKE0
AB14 DDR4_SODIMM_RESET_B
AA14 DDR4_SODIMM_CAS_B
AA15 DDR4_SODIMM_CS0_B
AA16 DDR4_SODIMM_WE_B
AB15 DDR4_SODIMM_ALERT_B
AB16 DDR4_SODIMM_BG1
AC16 DDR4_SODIMM_BG0
AC17 DDR4_SODIMM_ACT_B
AE15 DDR4_SODIMM_ODT0
AD15 DDR4_SODIMM_RAS_B
AH16 DDR4_SODIMM_A0
AG14 DDR4_SODIMM_A1
AG15 DDR4_SODIMM_A2
AF15 DDR4_SODIMM_A3
AF16 DDR4_SODIMM_A4
AJ14 DDR4_SODIMM_A5
AH14 DDR4_SODIMM_A6
AF17 DDR4_SODIMM_A7
AE17 NC
AG18 DDR4_SODIMM_CK0_C
AF18 DDR4_SODIMM_CK0_T
AH17 CLK_300_N
AH18 CLK_300_P
AL17 DDR4_SODIMM_CS1_B
AJ15 DDR4_SODIMM_CK1_C
AJ16 DDR4_SODIMM_CK1_T
AK17 DDR4_SODIMM_A8
AJ17 DDR4_SODIMM_A9
AK14 DDR4_SODIMM_A10
AK15 DDR4_SODIMM_A11
AL18 DDR4_SODIMM_A12
AK18 DDR4_SODIMM_A13
AL15 DDR4_SODIMM_BA0
AL16 DDR4_SODIMM_BA1
AM15 DDR4_SODIMM_CKE1
AM16 DDR4_SODIMM_ODT1
AP14 VRP_64
AN16 DDR4_SODIMM_CS3_B
AN17 DDR4_SODIMM_CS2_B
AP15 NC
AP16 NC
AN14 NC
AM14 NC
AN18 NC
AP13 NC
AN13 NC
AP17 NC
AP18 NC
AG16

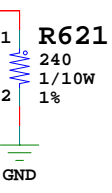
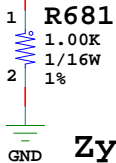
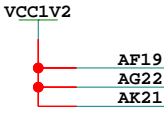


SOC_DA6_FFVC1156_IRONWOOD

BANK 65
XCZU7EVFFVC1156

IO_T3U_N12_65_AE22
IO_L24N_T3U_N11_PERSTN0_65_AA20
IO_L24P_T3U_N10_PERSTN1_I2C_SDA_65_AA19
IO_L23N_T3U_N9_65_AD19
IO_L23P_T3U_N8_I2C_SCLK_65_AC18
IO_L22N_T3U_N7_DBC_AD0N_65_AB18
IO_L22P_T3U_N6_DBC_AD0P_65_AA18
IO_L21N_T3L_N5_AD8N_65_AE20
IO_L21P_T3L_N4_AD8P_65_AD20
IO_L20N_T3L_N3_AD1N_65_AC19
IO_L20P_T3L_N2_AD1P_65_AB19
IO_L19N_T3L_N1_DBC_AD9N_65_AE19
IO_L19P_T3L_N0_DBC_AD9P_65_AE18
IO_T2U_N12_65_AF20
IO_L18N_T2U_N11_AD2N_65_AE24
IO_L18P_T2U_N10_AD2P_65_AE23
IO_L17N_T2U_N9_AD10N_65_AF22
IO_L17P_T2U_N8_AD10P_65_AF21
IO_L16N_T2U_N7_QBC_AD3N_65_AG23
IO_L16P_T2U_N6_QBC_AD3P_65_AF23
IO_L15N_T2L_N5_AD11N_65_AG20
IO_L15P_T2L_N4_AD11P_65_AG19
IO_L14N_T2L_N3_GC_65_AH21
IO_L14P_T2L_N2_GC_65_AG21
IO_L13N_T2L_N1_GC_QBC_65_AH23
IO_L13P_T2L_N0_GC_QBC_65_AH22
IO_T1U_N12_65_AH19
IO_L12N_T1U_N11_GC_65_AJ22
IO_L12P_T1U_N10_GC_65_AJ21
IO_L11N_T1U_N9_GC_65_AK20
IO_L11P_T1U_N8_GC_65_AJ20
IO_L10N_T1U_N7_QBC_AD4N_65_AK23
IO_L10P_T1U_N6_QBC_AD4P_65_AK22
IO_L9N_T1L_N5_AD12N_65_AK19
IO_L9P_T1L_N4_AD12P_65_AJ19
IO_L8N_T1L_N3_AD5N_65_AL23
IO_L8P_T1L_N2_AD5P_65_AL22
IO_L7N_T1L_N1_QBC_AD13N_65_AL21
IO_L7P_T1L_N0_QBC_AD13P_65_AL20
IO_T0U_N12_VRP_65_AM20
IO_L6N_T0U_N11_AD6N_65_AN23
IO_L6P_T0U_N10_AD6P_65_AM23
IO_L5N_T0U_N9_AD14N_65_AP23
IO_L5P_T0U_N8_AD14P_65_AN22
IO_L4N_T0U_N7_DBC_AD7N_65_AN21
IO_L4P_T0U_N6_DBC_AD7P_SMBALERT_65_AM21
IO_L3N_T0L_N5_AD15N_65_AP22
IO_L3P_T0L_N4_AD15P_65_AP21
IO_L2N_T0L_N3_65_AN19
IO_L2P_T0L_N2_65_AM19
IO_L1N_T0L_N1_DBC_65_AP20
IO_L1P_T0L_N0_DBC_65_AP19
VREF_65_AB20

AE22 NC
AA20 DDR4_SODIMM_DQ8
AA19 DDR4_SODIMM_DQ9
AD19 DDR4_SODIMM_DQ10
AC18 DDR4_SODIMM_DQ11
AB18 DDR4_SODIMM_DQ81_C
AA18 DDR4_SODIMM_DQ81_T
AE20 DDR4_SODIMM_DQ12
AD20 DDR4_SODIMM_DQ13
AC19 DDR4_SODIMM_DQ14
AB19 DDR4_SODIMM_DQ15
AE19 NC
AE18 DDR4_SODIMM_DM1_B
AF20 NC
AE24 DDR4_SODIMM_DQ0
AE23 DDR4_SODIMM_DQ1
AF22 DDR4_SODIMM_DQ2
AF21 DDR4_SODIMM_DQ3
AG23 DDR4_SODIMM_DQ80_C
AF23 DDR4_SODIMM_DQ80_T
AG20 DDR4_SODIMM_DQ4
AG19 DDR4_SODIMM_DQ5
AH21 DDR4_SODIMM_DQ6
AG21 DDR4_SODIMM_DQ7
AH23 NC
AH22 DDR4_SODIMM_DM0_B
AH19 NC
AJ22 DDR4_SODIMM_DQ16
AJ21 DDR4_SODIMM_DQ17
AK20 DDR4_SODIMM_DQ18
AJ20 DDR4_SODIMM_DQ19
AK23 DDR4_SODIMM_DQ82_C
AK22 DDR4_SODIMM_DQ82_T
AK19 DDR4_SODIMM_DQ20
AJ19 DDR4_SODIMM_DQ21
AL23 DDR4_SODIMM_DQ22
AL22 DDR4_SODIMM_DQ23
AL21 NC
AL20 DDR4_SODIMM_DM2_B
AM20 VRP_65
AN23 DDR4_SODIMM_DQ24
AM23 DDR4_SODIMM_DQ25
AP23 DDR4_SODIMM_DQ26
AN22 DDR4_SODIMM_DQ27
AN21 DDR4_SODIMM_DQ83_C
AM21 DDR4_SODIMM_DQ83_T
AP22 DDR4_SODIMM_DQ28
AP21 DDR4_SODIMM_DQ29
AN19 DDR4_SODIMM_DQ30
AM19 DDR4_SODIMM_DQ31
AP20 NC
AP19 DDR4_SODIMM_DM3_B
AB20




Zynq Banks 64 65



TITLE: Zynq Banks 64 65
SCHEM, ROHS COMPLIANT
HW-Z1-ZCU104_REV1_0
ASSY P/N: 0432057
PCB P/N: 1280961
SCH P/N: 0381794
TEST P/N: TSS0189

DATE: 01/26/2018:14:16	VER: 1.0
SHEET SIZE: B	REV: 01
SHEET 5 OF 58	DRAWN BY: BF



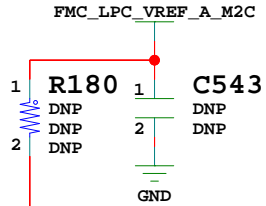
SOC_DA6_FFVC1156_IRONWOOD

BANK 68
XCZU7EVFFVC1156

BANK MIGRATION:
ZU11EG = BANK 69
ZU7CG = BANK 68
ZU7EG = BANK 68

IO_T3U_N12_68_A9
IO_L24N_T3U_N11_68_A11
IO_L24P_T3U_N10_68_B11
IO_L23N_T3U_N9_68_A7
IO_L23P_T3U_N8_68_A8
IO_L22N_T3U_N7_DBC_AD0N_68_A10
IO_L22P_T3U_N6_DBC_AD0P_68_B10
IO_L21N_T3L_N5_AD8N_68_A6
IO_L21P_T3L_N4_AD8P_68_B6
IO_L20N_T3L_N3_AD1N_68_B8
IO_L20P_T3L_N2_AD1P_68_B9
IO_L19N_T3L_N1_DBC_AD9N_68_C6
IO_L19P_T3L_N0_DBC_AD9P_68_C7
IO_T2U_N12_68_G13
IO_L18N_T2U_N11_AD2N_68_C11
IO_L18P_T2U_N10_AD2P_68_D12
IO_L17N_T2U_N9_AD10N_68_E12
IO_L17P_T2U_N8_AD10P_68_F12
IO_L16N_T2U_N7_QBC_AD3N_68_D10
IO_L16P_T2U_N6_QBC_AD3P_68_D11
IO_L15N_T2L_N5_AD11N_68_H12
IO_L15P_T2L_N4_AD11P_68_H13
IO_L14N_T2L_N3_GC_68_E10
IO_L14P_T2L_N2_GC_68_F11
IO_L13N_T2L_N1_GC_QBC_68_G11
IO_L13P_T2L_N0_GC_QBC_68_H11
IO_T1U_N12_68_D7
IO_L12N_T1U_N11_GC_68_F10
IO_L12P_T1U_N10_GC_68_G10
IO_L11N_T1U_N9_GC_68_G9
IO_L11P_T1U_N8_GC_68_H9
IO_L10N_T1U_N7_QBC_AD4N_68_D9
IO_L10P_T1U_N6_QBC_AD4P_68_E9
IO_L9N_T1L_N5_AD12N_68_E8
IO_L9P_T1L_N4_AD12P_68_F8
IO_L8N_T1L_N3_AD5N_68_C8
IO_L8P_T1L_N2_AD5P_68_C9
IO_L7N_T1L_N1_QBC_AD13N_68_E7
IO_L7P_T1L_N0_QBC_AD13P_68_F7
IO_T0U_N12_VRP_68_H14
IO_L6N_T0U_N11_AD6N_68_K13
IO_L6P_T0U_N10_AD6P_68_L14
IO_L5N_T0U_N9_AD14N_68_J14
IO_L5P_T0U_N8_AD14P_68_K14
IO_L4N_T0U_N7_DBC_AD7N_68_J11
IO_L4P_T0U_N6_DBC_AD7P_68_K12
IO_L3N_T0L_N5_AD15N_68_L11
IO_L3P_T0L_N4_AD15P_68_L12
IO_L2N_T0L_N3_68_J10
IO_L2P_T0L_N2_68_K10
IO_L1N_T0L_N1_DBC_68_L13
IO_L1P_T0L_N0_DBC_68_M13
VREF_68_J12

A9 NC
A11 FMC LPC LA23 N
B11 FMC LPC LA23 P
A7 FMC LPC LA27 N
A8 FMC LPC LA27 P
A10 FMC LPC LA21 N
B10 FMC LPC LA21 P
A6 FMC LPC LA24 N
B6 FMC LPC LA24 P
B8 FMC LPC LA26 N
B9 FMC LPC LA26 P
C6 FMC LPC LA25 N
C7 FMC LPC LA25 P
G13 NC
C11 FMC LPC LA19 N
D12 FMC LPC LA19 P
E12 FMC LPC LA20 N
F12 FMC LPC LA20 P
D10 FMC LPC LA18 CC N
D11 FMC LPC LA18 CC P
H12 FMC LPC LA22 N
H13 FMC LPC LA22 P
E10 FMC LPC LA17 CC N
F11 FMC LPC LA17 CC P
G11 NC
H11 NC
D7 NC
F10 FMC LPC CLK1 M2C N
G10 FMC LPC CLK1 M2C P
G9 NC
H9 NC
D9 FMC LPC LA30 N
E9 FMC LPC LA30 P
E8 FMC LPC LA32 N
F8 FMC LPC LA32 P
C8 FMC LPC LA33 N
C9 FMC LPC LA33 P
E7 FMC LPC LA31 N
F7 FMC LPC LA31 P
H14 VRP 68
K13 NC
L14 NC
J14 NC
K14 NC
J11 NC
K12 NC
L11 NC
L12 NC
J10 FMC LPC LA29 N
K10 FMC LPC LA29 P
L13 FMC LPC LA28 N
M13 FMC LPC LA28 P
J12

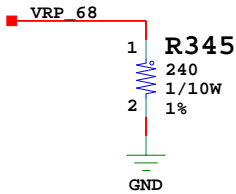


VADJ_FMC

F9 VCCO_68_F9
G12 VCCO_68_G12
K11 VCCO_68_K11

U1

SOC_1156_1MM_IRON



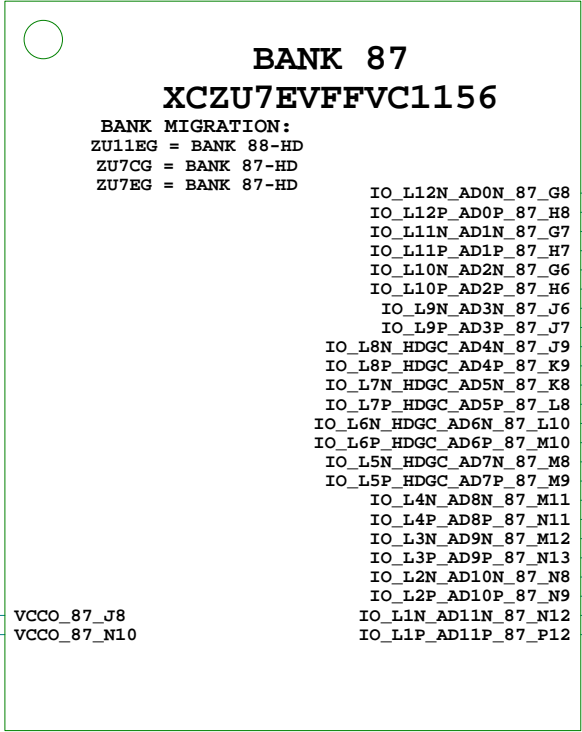
Zynq Banks 68



TITLE: Zynq Banks 68
SCHEM, ROHS COMPLIANT
HW-Z1-ZCU104_REV1_0
ASSY P/N: 0432057
PCB P/N: 1280961
SCH P/N: 0381794
TEST P/N: TSS0189

DATE: 01/26/2018:14:16	VER: 1.0
SHEET SIZE: B	REV: 01
SHEET 7 OF 58	DRAWN BY: BF

SOC_DA6_FFVC1156_IRONWOOD



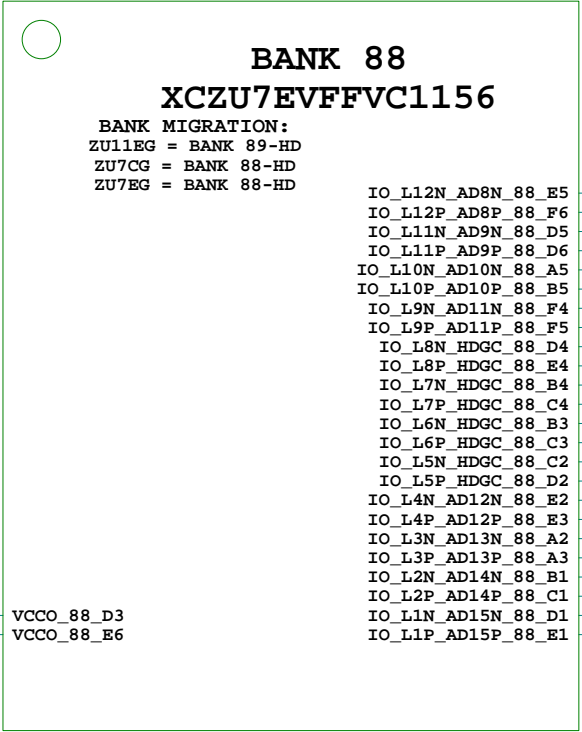
VCC3V3

J8 VCCO_87_J8
N10 VCCO_87_N10

U1

SOC_1156_1MM_IRON

SOC_DA6_FFVC1156_IRONWOOD



VCC3V3

D3 VCCO_88_D3
E6 VCCO_88_E6

U1

SOC_1156_1MM_IRON

VCC3V3

1 R633 2.00K 1/16W 1%
2 R632 2.00K 1/16W 1%
1 R631 2.00K 1/16W 1%
2 R630 2.00K 1/16W 1%

1 R894 DNP
2 R893 DNP

Zynq Banks 87 88

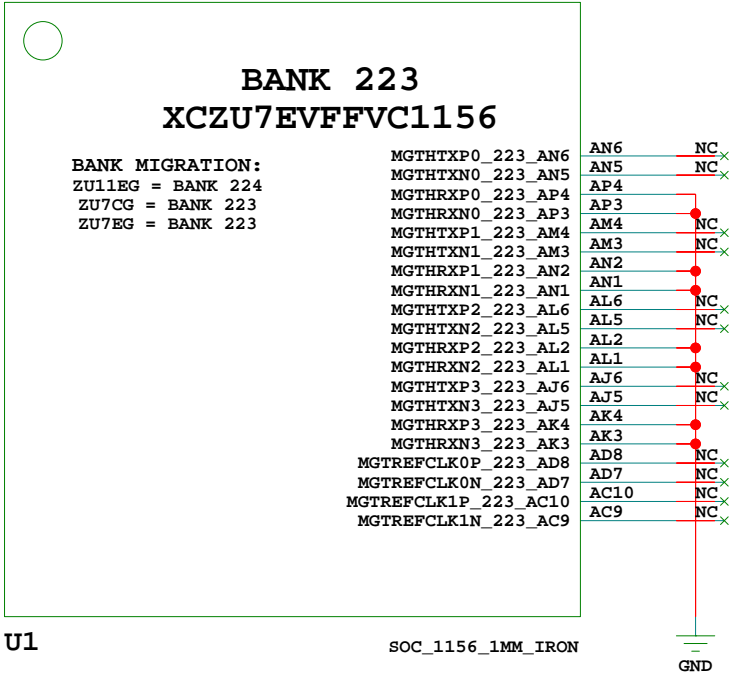


TITLE: Zynq Banks 87 88
SCHEM, ROHS COMPLIANT
HW-Z1-ZCU104_REV1_0

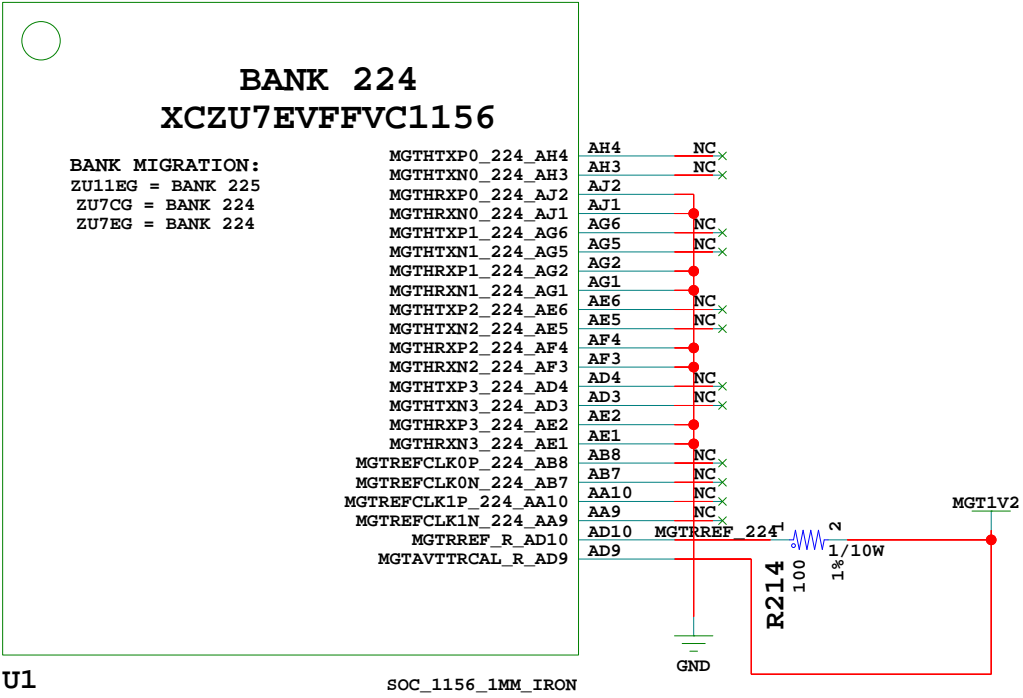
ASSY P/N: 0432057
PCB P/N: 1280961
SCH P/N: 0381794
TEST P/N: TSS0189

DATE: 01/26/2018:14:16	VER: 1.0
SHEET SIZE: B	REV: 01
SHEET 8 OF 58	DRAWN BY: BF


SOC_DA6_FFVC1156_IRONWOOD



SOC_DA6_FFVC1156_IRONWOOD



Zynq Banks 223 224

			
TITLE: Zynq Banks 223 224 SCHEM, ROHS COMPLIANT HW-Z1-ZCU104_REV1_0		ASSY P/N: 0432057 PCB P/N: 1280961 SCH P/N: 0381794 TEST P/N: TSS0189	
DATE: 01/26/2018:14:16		VER:	1.0
SHEET SIZE: B		REV:	01
SHEET	9 OF 58	DRAWN BY: BF	

SOC_DA6_FFVC1156_IRONWOOD

BANK 225
XCZU7EVFFVC1156

BANK MIGRATION:
ZU11EG = BANK 226
ZU7CG = BANK 225
ZU7EG = BANK 225

MGTHTXP0_225_AC6
MGTHTXN0_225_AC5
MGTHRXP0_225_AC2
MGTHRXN0_225_AC1
MGTHTXP1_225_AA6
MGTHTXN1_225_AA5
MGTHRXP1_225_AB4
MGTHRXN1_225_AB3
MGTHTXP2_225_Y4
MGTHTXN2_225_Y3
MGTHRXP2_225_AA2
MGTHRXN2_225_AA1
MGTHTXP3_225_W6
MGTHTXN3_225_W5
MGTHRXP3_225_W2
MGTHRXN3_225_W1
MGTREFCLK0P_225_Y8
MGTREFCLK0N_225_Y7
MGTREFCLK1P_225_W10
MGTREFCLK1N_225_W9

AC6 NC
AC5 NC
AC2
AC1
AA6 NC
AA5 NC
AB4
AB3
Y4 NC
Y3 NC
AA2
AA1
W6 NC
W5 NC
W2
W1
Y8 NC
Y7 NC
W10 NC
W9 NC

U1

SOC_1156_1MM_IRON

GND

SOC_DA6_FFVC1156_IRONWOOD

BANK 226
XCZU7EVFFVC1156

BANK MIGRATION:
ZU11EG = BANK 227
ZU7CG = BANK 226
ZU7EG = BANK 226

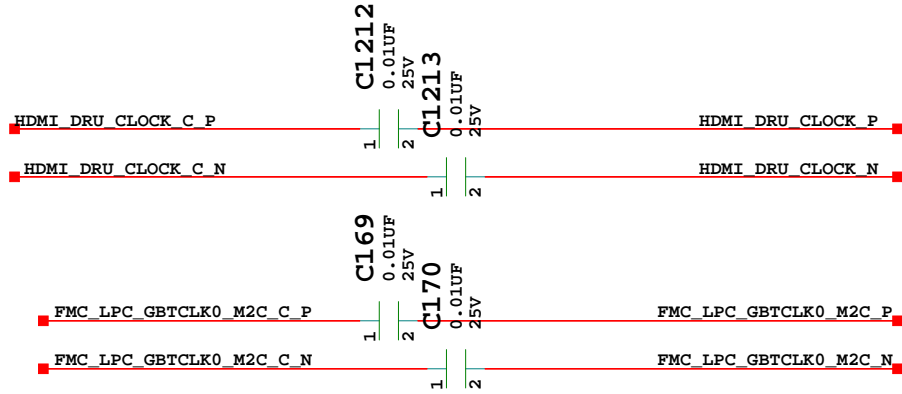
MGTHTXP0_226_U6
MGTHTXN0_226_U5
MGTHRXP0_226_V4
MGTHRXN0_226_V3
MGTHTXP1_226_T4
MGTHTXN1_226_T3
MGTHRXP1_226_U2
MGTHRXN1_226_U1
MGTHTXP2_226_R6
MGTHTXN2_226_R5
MGTHRXP2_226_R2
MGTHRXN2_226_R1
MGTHTXP3_226_N6
MGTHTXN3_226_N5
MGTHRXP3_226_P4
MGTHRXN3_226_P3
MGTREFCLK0P_226_V8
MGTREFCLK0N_226_V7
MGTREFCLK1P_226_U10
MGTREFCLK1N_226_U9

U6 NC
U5 NC
V4
V3
T4 NC
T3 NC
U2
U1
R6 NC
R5 NC
R2
R1
N6 FMC LPC DP0 C2M P
N5 FMC LPC DP0 C2M N
P4 FMC LPC DP0 M2C P
P3 FMC LPC DP0 M2C N
V8 FMC LPC GBTCLK0 M2C C P
V7 FMC LPC GBTCLK0 M2C C N
U10 HDMI DRU CLOCK C P
U9 HDMI DRU CLOCK C N

U1

SOC_1156_1MM_IRON

GND



SOC_DA6_FFVC1156_IRONWOOD

BANK 227
XCZU7EVFFVC1156

BANK MIGRATION:
ZU11EG = BANK 228
ZU7CG = BANK 227
ZU7EG = BANK 227

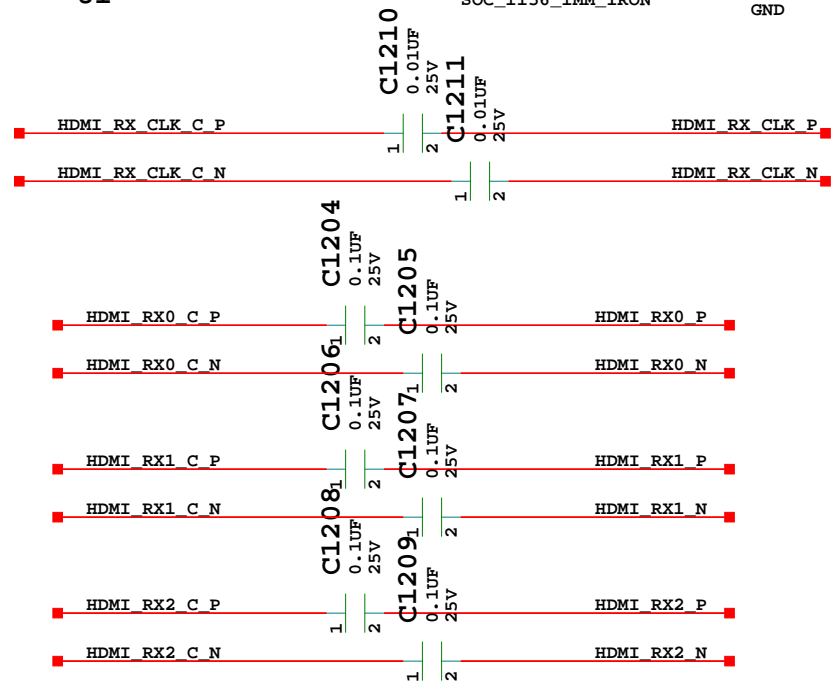
MGTHTXP0_227_M4
MGTHTXN0_227_M3
MGTHRXP0_227_N2
MGTHRXN0_227_N1
MGTHTXP1_227_L6
MGTHTXN1_227_L5
MGTHRXP1_227_L2
MGTHRXN1_227_L1
MGTHTXP2_227_K4
MGTHTXN2_227_K3
MGTHRXP2_227_J2
MGTHRXN2_227_J1
MGTHTXP3_227_H4
MGTHTXN3_227_H3
MGTHRXP3_227_G2
MGTHRXN3_227_G1
MGTREFCLK0P_227_T8
MGTREFCLK0N_227_T7
MGTREFCLK1P_227_R10
MGTREFCLK1N_227_R9

M4 HDMI TX0 P
M3 HDMI TX0 N
N2 HDMI RX0 C P
N1 HDMI RX0 C N
L6 HDMI TX1 P
L5 HDMI TX1 N
L2 HDMI RX1 C P
L1 HDMI RX1 C N
K4 HDMI TX2 P
K3 HDMI TX2 N
J2 HDMI RX2 C P
J1 HDMI RX2 C N
H4 NC
H3 NC
G2
G1
T8 HDMI 8T49N241 OUT C P
T7 HDMI 8T49N241 OUT C N
R10 HDMI RX CLK C P
R9 HDMI RX CLK C N

U1

SOC_1156_1MM_IRON

GND



Zynq Banks 225 226 227



TITLE: Zynq Banks 225 226 227
SCHEM, ROHS COMPLIANT
HW-Z1-ZCU104_REV1_0

ASSY P/N: 0432057
PCB P/N: 1280961
SCH P/N: 0381794
TEST P/N: TSS0189

DATE: 01/26/2018:14:16

VER: 1.0

SHEET SIZE: B

REV: 01

SHEET

OF

10

58

DRAWN BY:

BF

SOC_DA6_FFVC1156_IRONWOOD

BANK 500
XCZU7EVFFVC1156

PS_MIO25_D29	D29	MIO25 CAN RX
PS_MIO24_E28	E28	MIO24 CAN TX
PS_MIO23_B29	B29	NC
PS_MIO22_F28	F28	NC
PS_MIO21_C28	C28	UART1_TXD MIO21_RXD
PS_MIO20_E29	E29	UART1_RXD MIO20_TXD
PS_MIO19_B28	B28	UART0_RXD MIO19_TXD
PS_MIO18_F27	F27	UART0_TXD MIO18_RXD
PS_MIO17_C29	C29	MIO17_I2C1_SDA
PS_MIO16_A28	A28	MIO16_I2C1_SCL
PS_MIO15_E27	E27	NC
PS_MIO14_A27	A27	NC
PS_MIO13_D27	D27	NC
PS_MIO12_C27	C27	NC
PS_MIO11_B26	B26	NC
PS_MIO10_F26	F26	NC
PS_MIO9_C26	C26	NC
PS_MIO8_D26	D26	NC
PS_MIO7_B25	B25	NC
PS_MIO6_A26	A26	NC
PS_MIO5_D25	D25	MIO5_QSPI_LWR_CS_B
PS_MIO4_A25	A25	MIO4_QSPI_LWR_DQ0
PS_MIO3_E25	E25	MIO3_QSPI_LWR_DQ3
PS_MIO2_B24	B24	MIO2_QSPI_LWR_DQ2
PS_MIO1_C24	C24	MIO1_QSPI_LWR_DQ1
PS_MIO0_A24	A24	MIO0_QSPI_LWR_CLK

VCC1V8

C25 VCCO_PSIO0_500_C25
D28 VCCO_PSIO0_500_D28

U1 SOC_1156_1MM_IRON

SOC_DA6_FFVC1156_IRONWOOD

BANK 501
XCZU7EVFFVC1156

PS_MIO51_F34	F34	MIO51_SDIO_CLK_R	R931	MIO51_SDIO_CLK
PS_MIO50_F33	F33	MIO50_SDIO_CMD_R	R934	MIO50_SDIO_CMD
PS_MIO49_F32	F32	MIO49_SDIO_DAT3_R	R935	MIO49_SDIO_DAT3
PS_MIO48_F31	F31	MIO48_SDIO_DAT2_R	R936	MIO48_SDIO_DAT2
PS_MIO47_F30	F30	MIO47_SDIO_DAT1_R	R937	MIO47_SDIO_DAT1
PS_MIO46_E34	E34	MIO46_SDIO_DAT0_R	R938	MIO46_SDIO_DAT0
PS_MIO45_E33	E33			MIO45_SDIO_DETECT
PS_MIO44_E32	E32	NC		
PS_MIO43_E30	E30	NC		
PS_MIO42_D34	D34	NC		
PS_MIO41_D32	D32	NC		
PS_MIO40_D31	D31	NC		
PS_MIO39_D30	D30	NC		
PS_MIO38_C34	C34	NC		
PS_MIO37_C33	C33	NC		
PS_MIO36_C32	C32	NC		
PS_MIO35_C31	C31	NC		
PS_MIO34_B34	B34	NC		
PS_MIO33_B33	B33	NC		
PS_MIO32_B31	B31	NC		
PS_MIO31_B30	B30	NC		
PS_MIO30_A33	A33	MIO30_DP_AUX_IN		
PS_MIO29_A32	A32	MIO29_DP_OE		
PS_MIO28_A31	A31	MIO28_DP_HPD		
PS_MIO27_A30	A30	MIO27_DP_AUX_OUT		
PS_MIO26_A29	A29	NC		

VCC1V8

B32 VCCO_PSIO1_501_B32
E31 VCCO_PSIO1_501_E31

U1 SOC_1156_1MM_IRON

SOC_DA6_FFVC1156_IRONWOOD

BANK 502
XCZU7EVFFVC1156

PS_MIO77_L34	L34	MIO77_ENET_MDIO
PS_MIO76_L33	L33	MIO76_ENET_MDC
PS_MIO75_L30	L30	MIO75_ENET_RX_CTRL
PS_MIO74_L29	L29	MIO74_ENET_RX_D3
PS_MIO73_K34	K34	MIO73_ENET_RX_D2
PS_MIO72_K33	K33	MIO72_ENET_RX_D1
PS_MIO71_K32	K32	MIO71_ENET_RX_D0
PS_MIO70_K31	K31	MIO70_ENET_RX_CLK
PS_MIO69_K30	K30	MIO69_ENET_TX_CTRL
PS_MIO68_K29	K29	MIO68_ENET_TX_D3
PS_MIO67_K28	K28	MIO67_ENET_TX_D2
PS_MIO66_J34	J34	MIO66_ENET_TX_D1
PS_MIO65_J32	J32	MIO65_ENET_TX_D0
PS_MIO64_J31	J31	MIO64_ENET_TX_CLK
PS_MIO63_J30	J30	MIO63_USB_DATA7_R
PS_MIO62_J29	J29	MIO62_USB_DATA6_R
PS_MIO61_H34	H34	MIO61_USB_DATA5_R
PS_MIO60_H33	H33	MIO60_USB_DATA4_R
PS_MIO59_H32	H32	MIO59_USB_DATA3_R
PS_MIO58_H31	H31	MIO58_USB_STP_R
PS_MIO57_H29	H29	MIO57_USB_DATA1_R
PS_MIO56_G34	G34	MIO56_USB_DATA0_R
PS_MIO55_G33	G33	MIO55_USB_NXT
PS_MIO54_G31	G31	MIO54_USB_DATA2_R
PS_MIO53_G30	G30	MIO53_USB_DIR
PS_MIO52_G29	G29	MIO52_USB_CLK

VCC1V8

H30 VCCO_PSIO2_502_H30
J33 VCCO_PSIO2_502_J33

U1 SOC_1156_1MM_IRON

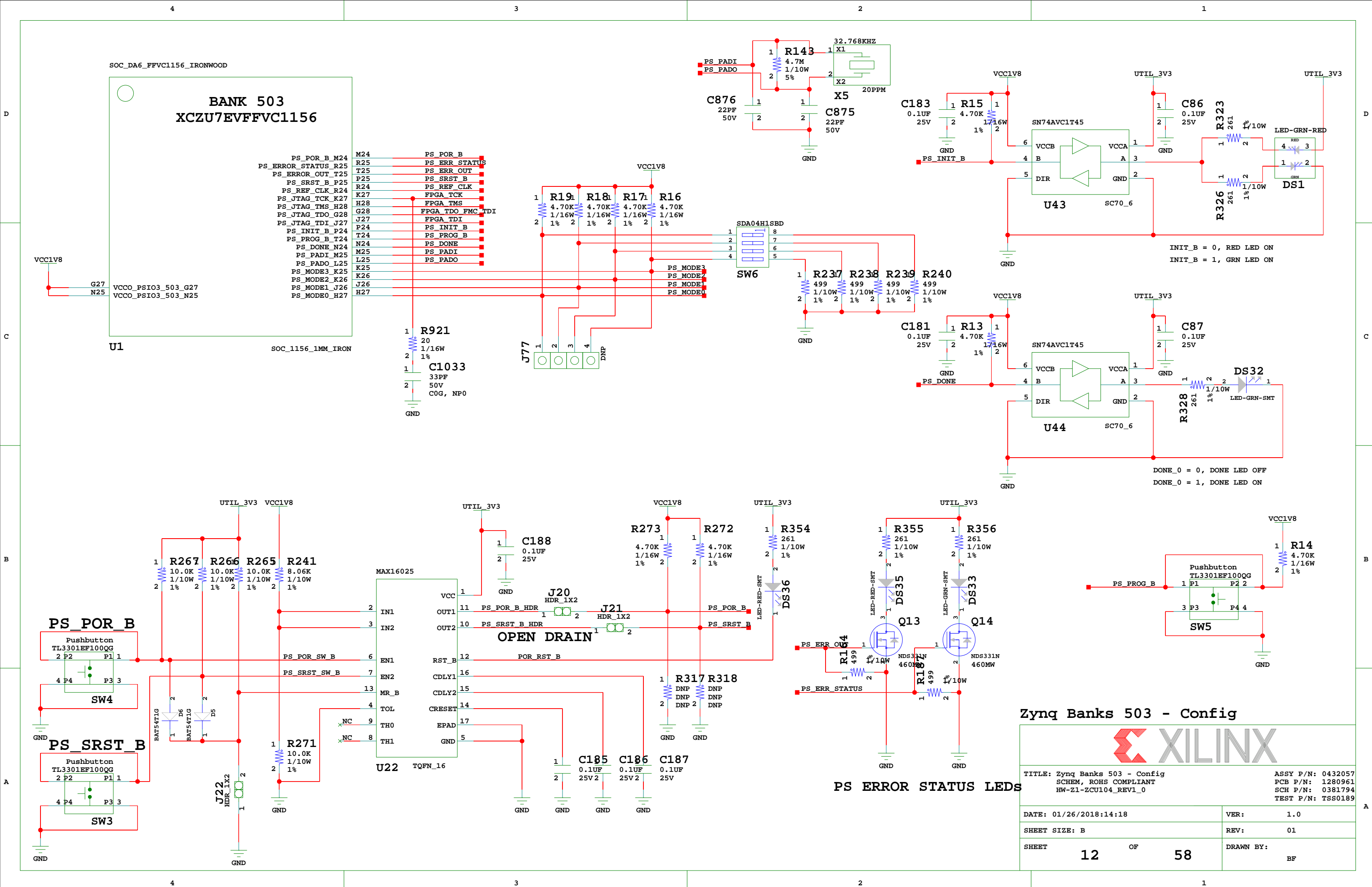
Zynq Banks 500 501 502 - MIO




TITLE: Zynq Banks 500 501 502 - MIO
SCHEM, ROHS COMPLIANT
HW-Z1-ZCU104_REV1_0

ASSY P/N: 0432057
PCB P/N: 1280961
SCH P/N: 0381794
TEST P/N: TSS0189

DATE: 01/26/2018:14:16	VER: 1.0
SHEET SIZE: B	REV: 01
SHEET 11 OF 58	DRAWN BY: BF

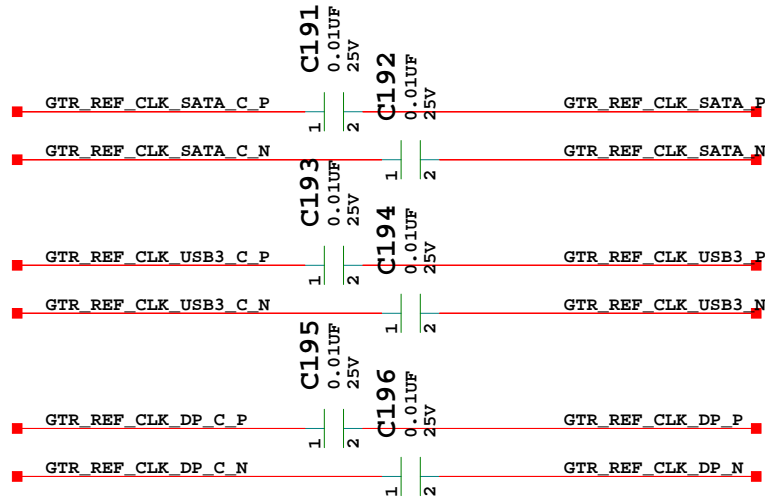
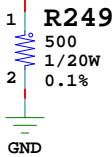




SOC_DA6_FFVC1156_IRONWOOD

BANK 505
XCZU7EVFFVC1156

PS_MGTRTXP0_505_U29	U29	GT0_DP_TX_P
PS_MGTRTXN0_505_U30	U30	GT0_DP_TX_N
PS_MGTRRXN0_505_U33	U33	NC
PS_MGTRRXN0_505_U34	U34	NC
PS_MGTRTXP1_505_R29	R29	GT1_DP_TX_P
PS_MGTRTXN1_505_R30	R30	GT1_DP_TX_N
PS_MGTRRXN1_505_T31	T31	NC
PS_MGTRRXN1_505_T32	T32	NC
PS_MGTRTXP2_505_P31	P31	GT2_USB0_TX_P
PS_MGTRTXN2_505_P32	P32	GT2_USB0_TX_N
PS_MGTRRXN2_505_R33	R33	GT2_USB0_RX_P
PS_MGTRRXN2_505_R34	R34	GT2_USB0_RX_N
PS_MGTRTXP3_505_N29	N29	GT3_SATA1_TX_P
PS_MGTRTXN3_505_N30	N30	GT3_SATA1_TX_N
PS_MGTRRXN3_505_N33	N33	GT3_SATA1_RX_P
PS_MGTRRXN3_505_N34	N34	GT3_SATA1_RX_N
PS_MGTREFCLK0P_505_T27	T27	NC
PS_MGTREFCLK0N_505_T28	T28	NC
PS_MGTREFCLK1P_505_P27	P27	GTR_REF_CLK_SATA_C_P
PS_MGTREFCLK1N_505_P28	P28	GTR_REF_CLK_SATA_C_N
PS_MGTREFCLK2P_505_M27	M27	GTR_REF_CLK_USB3_C_P
PS_MGTREFCLK2N_505_M28	M28	GTR_REF_CLK_USB3_C_N
PS_MGTREFCLK3P_505_M31	M31	GTR_REF_CLK_DP_C_P
PS_MGTREFCLK3N_505_M32	M32	GTR_REF_CLK_DP_C_N
PS_MGTRREF_505_U31	U31	




Zynq Banks 505 - GTR



TITLE: Zynq Banks 505 - GTR SCHEM, ROHS COMPLIANT HW-Z1-ZCU104_REV1_0	ASSY P/N: 0432057 PCB P/N: 1280961 SCH P/N: 0381794 TEST P/N: TSS0189
---	--


DATE: 01/26/2018:14:17	VER: 1.0
SHEET SIZE: B	REV: 01
SHEET 14 OF 58	DRAWN BY: BF



Zynq Power 1

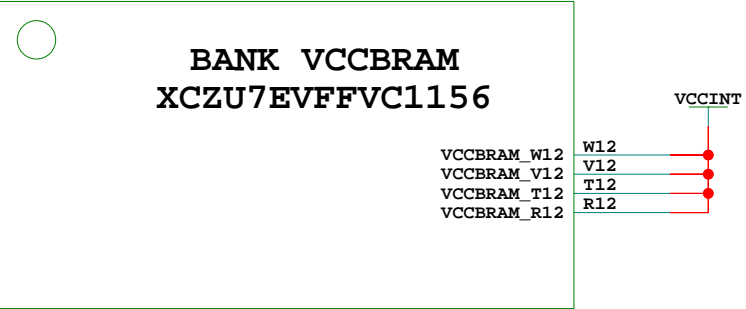
TITLE: Zynq Power 1 SCHEM, ROHS COMPLIANT HW-Z1-ZCU104_REV1_0		ASSY P/N: 0432057 PCB P/N: 1280961 SCH P/N: 0381794 TEST P/N: TSS0189	
DATE: 01/26/2018:14:16		VER:	1.0
SHEET SIZE: B		REV:	01
SHEET	15	OF	58
		DRAWN BY:	BF

SOC_DA6_FFVC1156_IRONWOOD



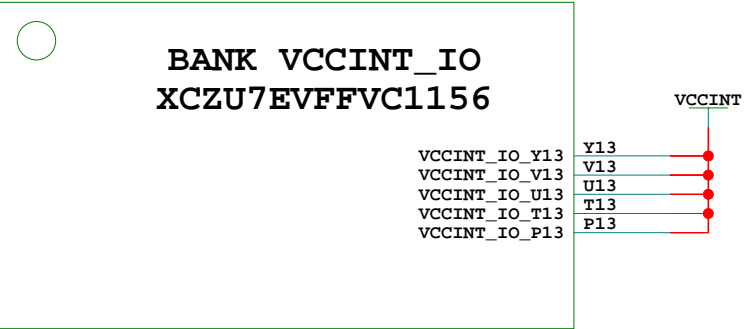
U1 SOC_1156_1MM_IRON

SOC_DA6_FFVC1156_IRONWOOD



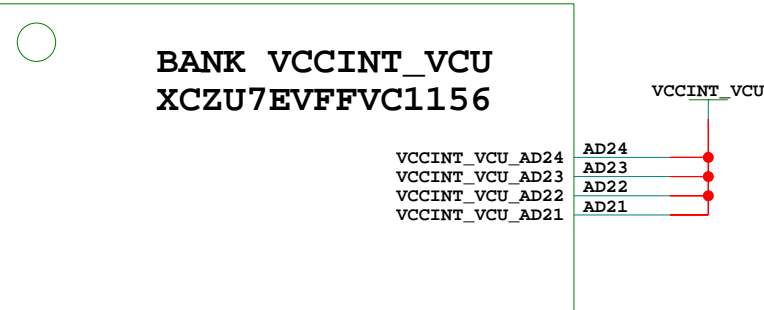
U1 SOC_1156_1MM_IRON

SOC_DA6_FFVC1156_IRONWOOD



U1 SOC_1156_1MM_IRON

SOC_DA6_FFVC1156_IRONWOOD

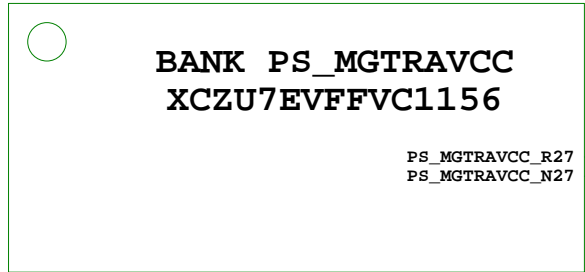


U1 SOC_1156_1MM_IRON

Zynq Power 2

TITLE: Zynq Power 2 SCHEM, ROHS COMPLIANT HW-Z1-ZCU104_REV1_0		ASSY P/N: 0432057 PCB P/N: 1280961 SCH P/N: 0381794 TEST P/N: TSS0189	
DATE: 01/26/2018:14:16		VER:	1.0
SHEET SIZE: B		REV:	01
SHEET	16	OF	58
		DRAWN BY:	BF

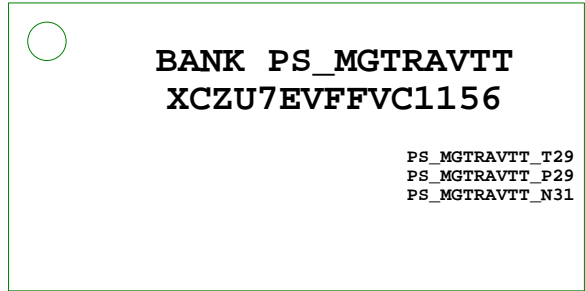
SOC_DA6_FFVC1156_IRONWOOD



U1

SOC_1156_1MM_IRON

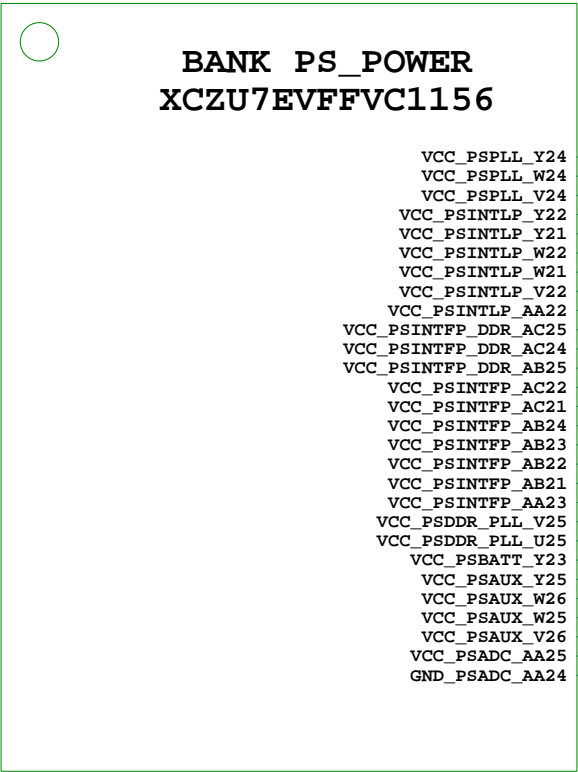
SOC_DA6_FFVC1156_IRONWOOD



U1

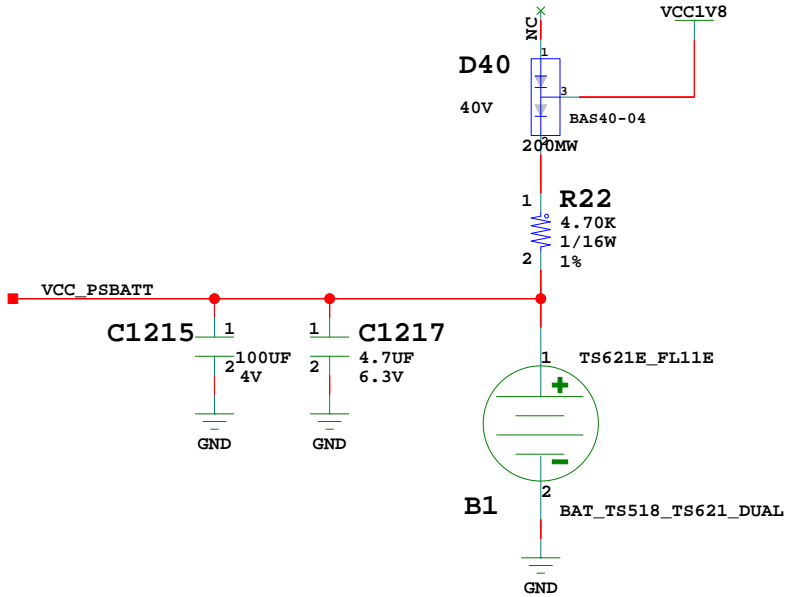
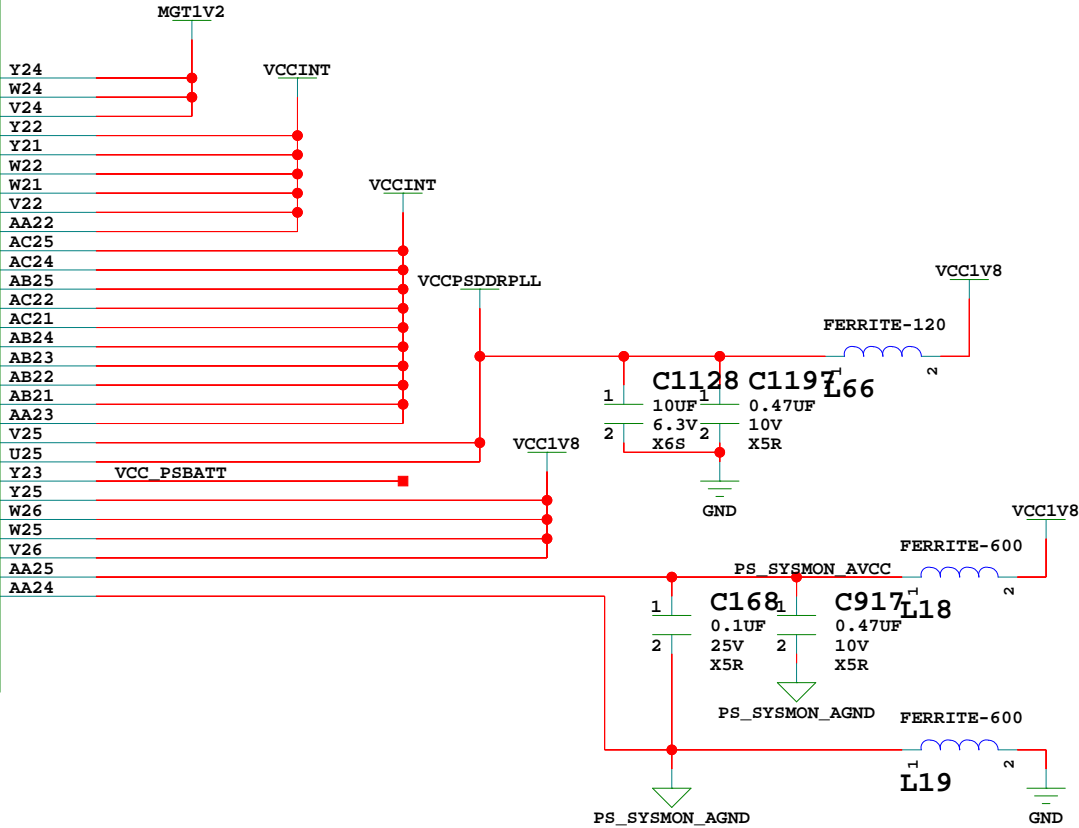
SOC_1156_1MM_IRON

SOC_DA6_FFVC1156_IRONWOOD



U1

SOC_1156_1MM_IRON

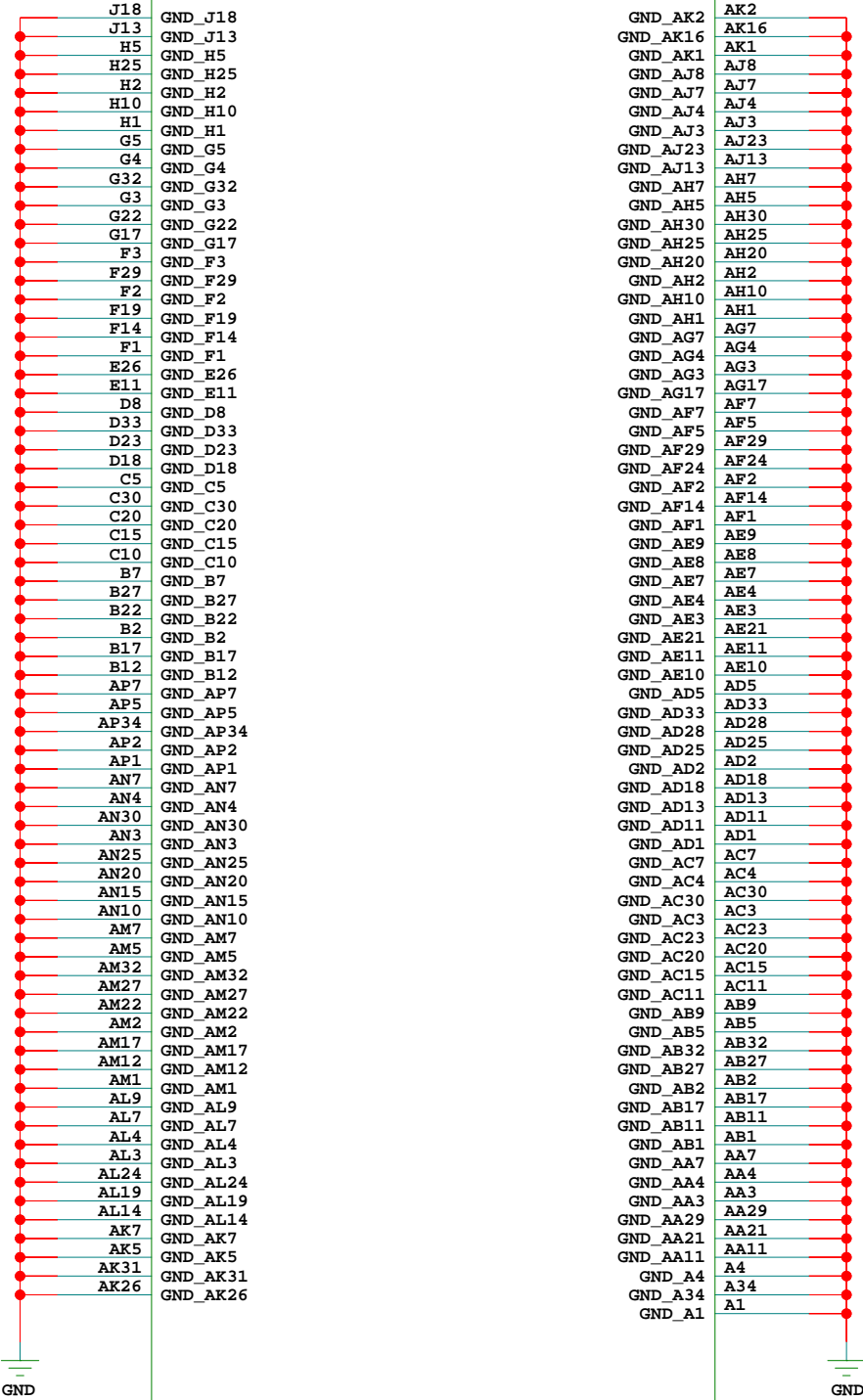


Zynq Power 3

TITLE: Zynq Power 3 SCHEM, ROHS COMPLIANT HW-Z1-ZCU104_REV1_0	
ASSY P/N: 0432057 PCB P/N: 1280961 SCH P/N: 0381794 TEST P/N: TSS0189	
DATE: 01/26/2018:14:16	VER: 1.0
SHEET SIZE: B	REV: 01
SHEET 17 OF 58	DRAWN BY: BF

SOC_DA6_FFVC1156_IRONWOOD

BANK GND1
XCZU7EVFFVC1156

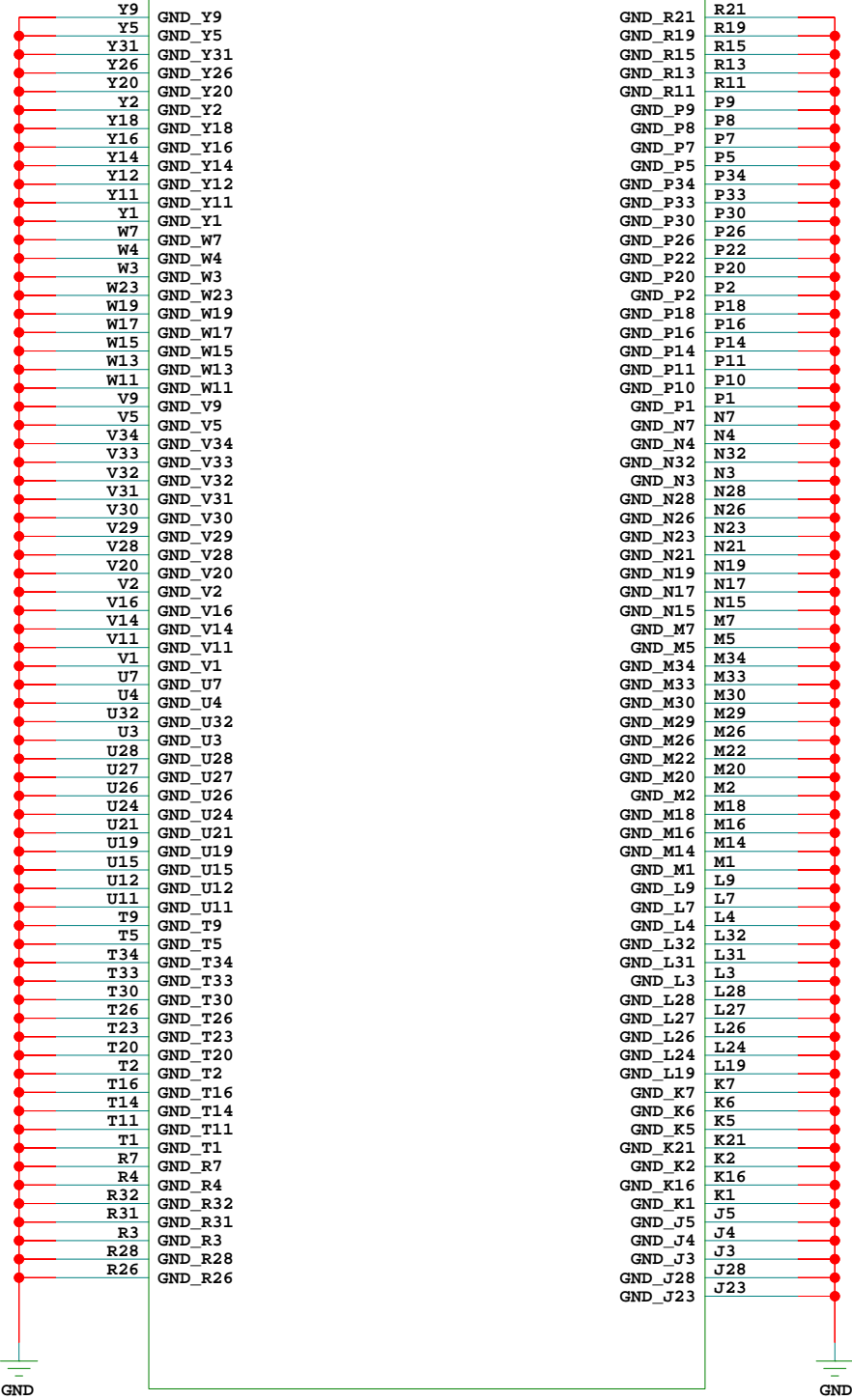


U1

SOC_1156_1MM_IRON

SOC_DA6_FFVC1156_IRONWOOD

BANK GND2
XCZU7EVFFVC1156



U1

SOC_1156_1MM_IRON

Zynq GND

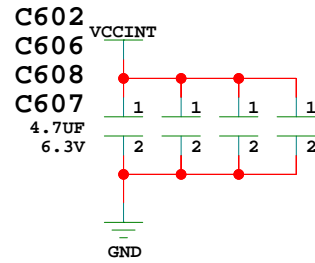
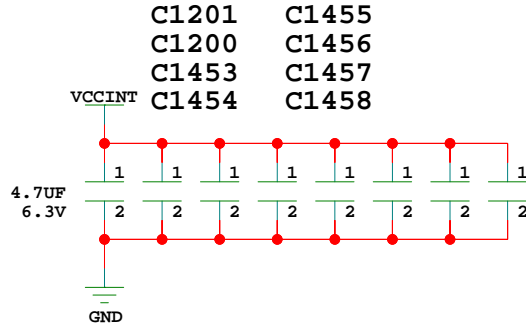
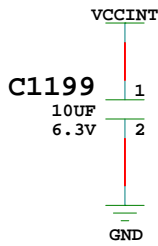
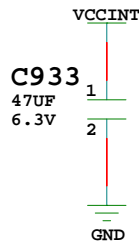
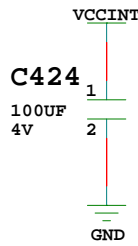
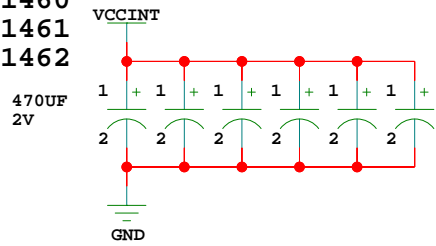


TITLE: Zynq GND
SCHEM, ROHS COMPLIANT
HW-Z1-ZCU104_REV1_0
ASSY P/N: 0432057
PCB P/N: 1280961
SCH P/N: 0381794
TEST P/N: TSS0189

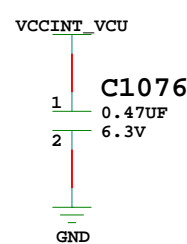
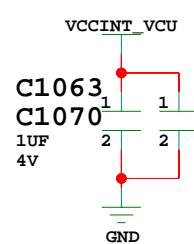
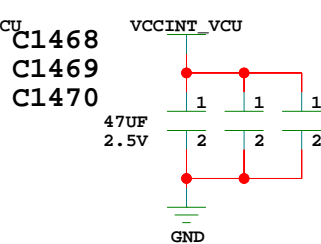
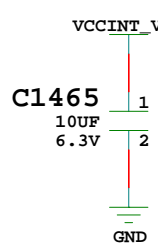
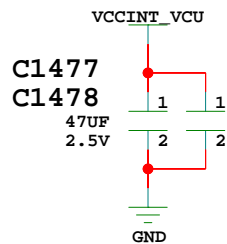
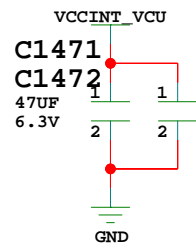
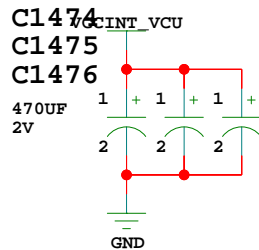
DATE: 01/26/2018:14:16	VER: 1.0
SHEET SIZE: B	REV: 01
SHEET 18 OF 58	DRAWN BY: BF

C696 C697 C1459 C1460 C1461 C1462

VCCINT / VCCBRAM



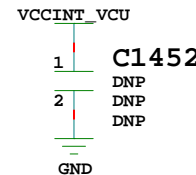
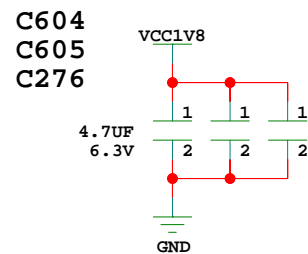
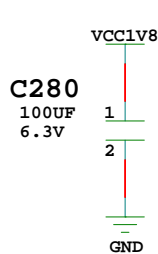
VCCINT_VCU



Place these 0201 capacitors directly under U1 near pins AD24/AD23/AD22/AD21

Provide a dual footprint to also support a 0402 cap

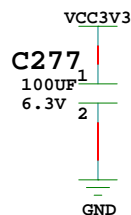
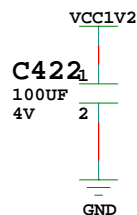
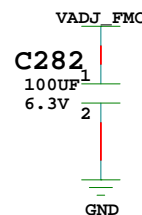
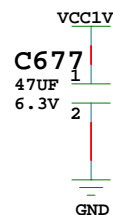
VCCAUX / VCCAUX_IO



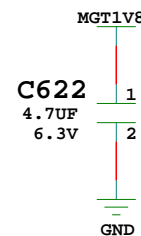
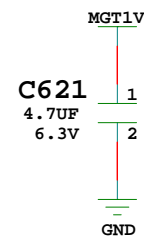
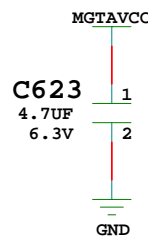
VCCINT_VCU Test Point

Place just outside U1 on bottomside


VCCO BANKS 0 28 64 65 66 67 68 87 88

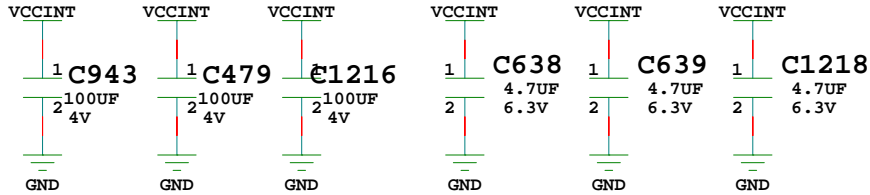


MGT Power Rails

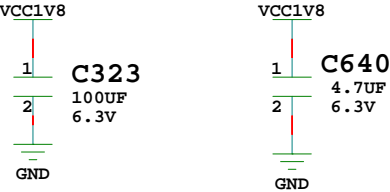


Zynq Decoupling 1

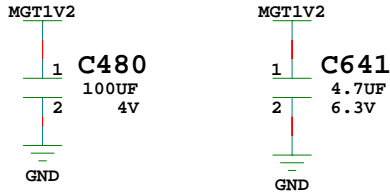
	
TITLE: Zynq Decoupling 1 SCHEM, ROHS COMPLIANT HW-Z1-ZCU104_REV1_0	
DATE: 01/26/2018:14:16	VER: 1.0
SHEET SIZE: B	REV: 01
SHEET 19 OF 58	DRAWN BY: BF



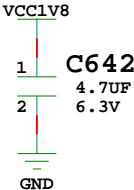
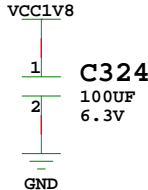
PSINTFP_DDR/PSINTFP/PSINTLP



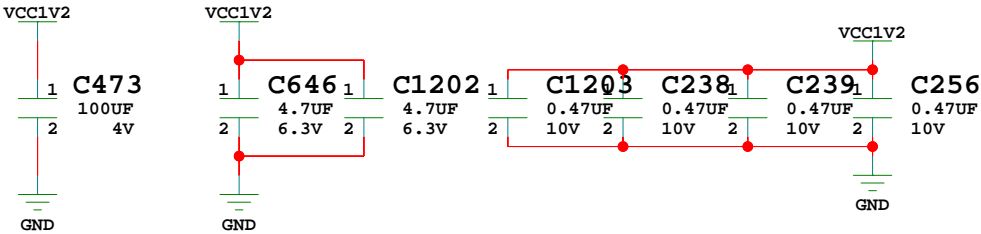
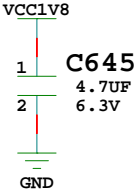
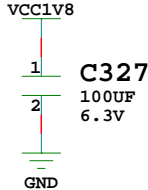
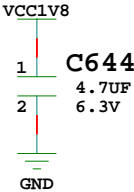
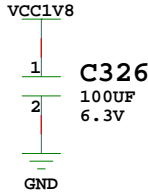
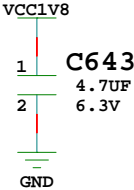
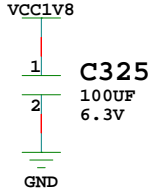
PSAUX



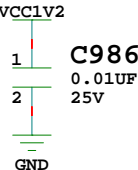
PSPLL



PSIO banks

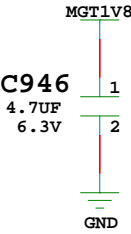
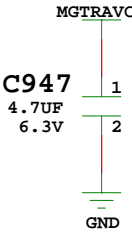


PSDDR



Place this round pad capacitor directly under U1

Bank 505

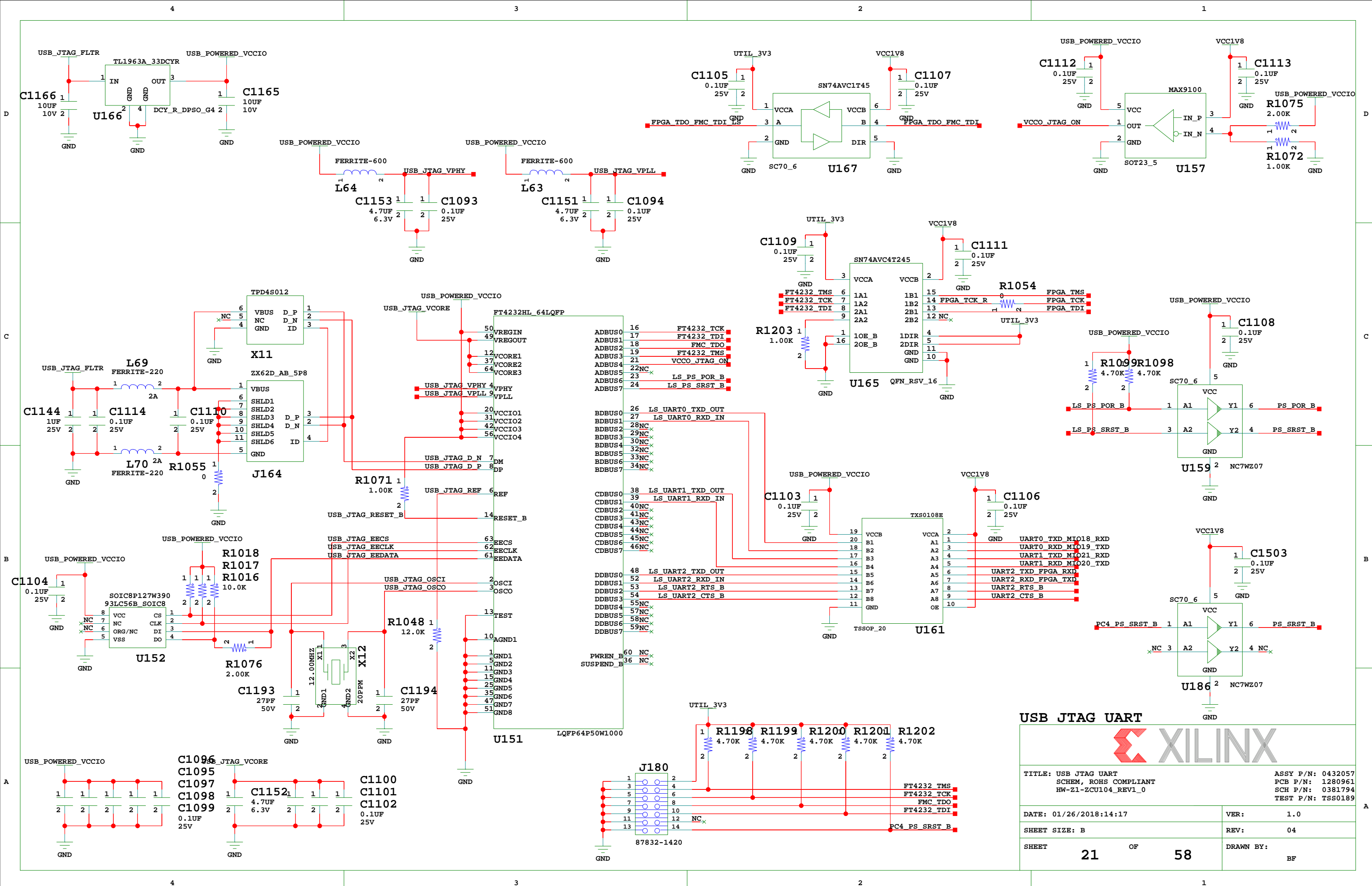


Zynq Decoupling 2

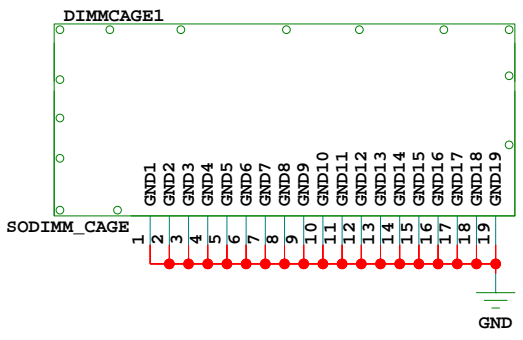
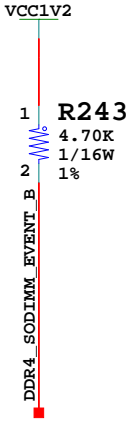
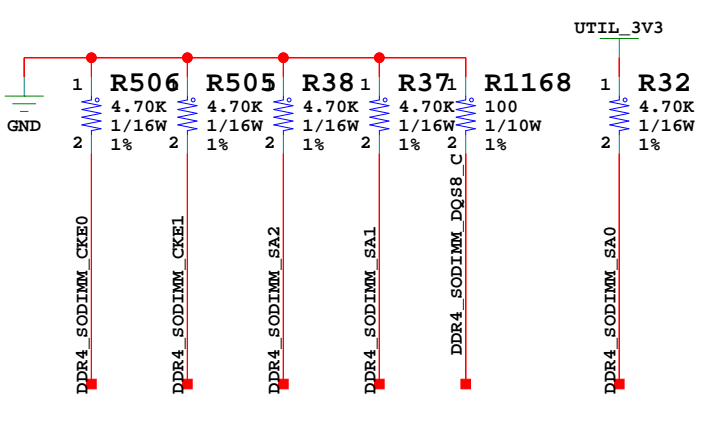
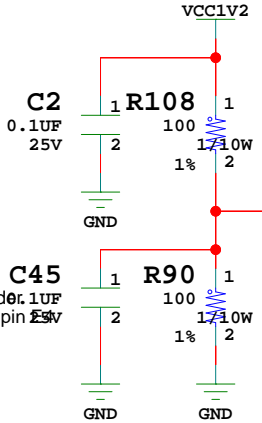


TITLE: Zynq Decoupling 2
SCHEM, ROHS COMPLIANT
HW-Z1-ZCU104_REV1_0
ASSY P/N: 0432057
PCB P/N: 1280961
SCH P/N: 0381794
TEST P/N: TSS0189

DATE: 01/26/2018:14:17	VER: 1.0
SHEET SIZE: B	REV: 01
SHEET 20 OF 58	DRAWN BY: BF



Layout Directive:
Place 0.1uF cap under 1uF
memory adjacent to pin 25V



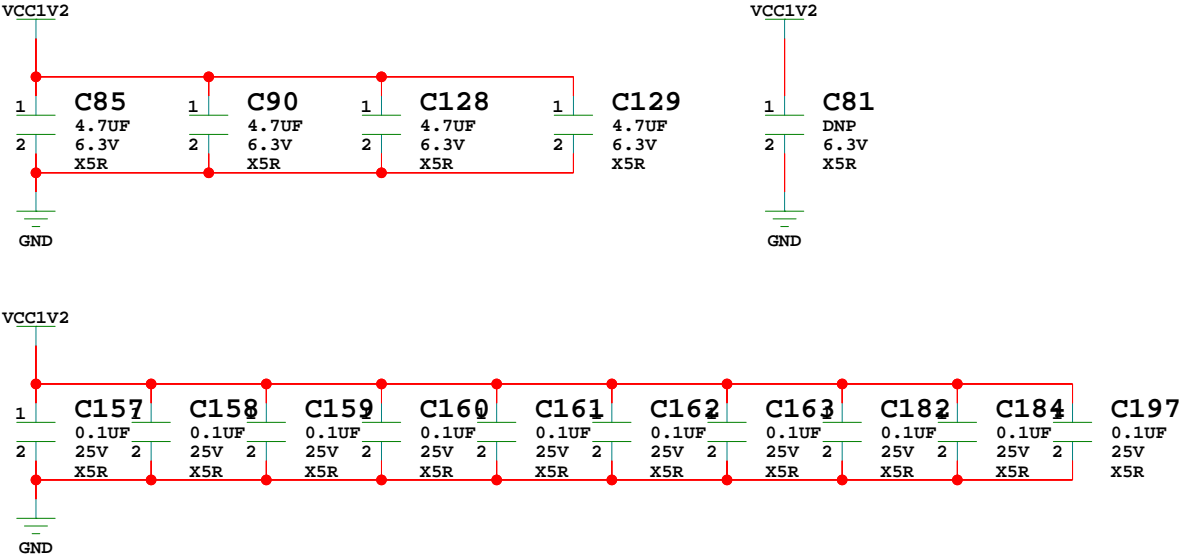
IIC Address = 0b1010001 (0x51)
SODIMM SA[2:0]=001

PL DDR4 SODIMM 64 bit



TITLE: PL DDR4 SODIMM 64 bit
SCHEM, ROHS COMPLIANT
HW-Z1-ZCU104_REV1_0
ASSY P/N: 0432057
PCB P/N: 1280961
SCH P/N: 0381794
TEST P/N: TSS0189

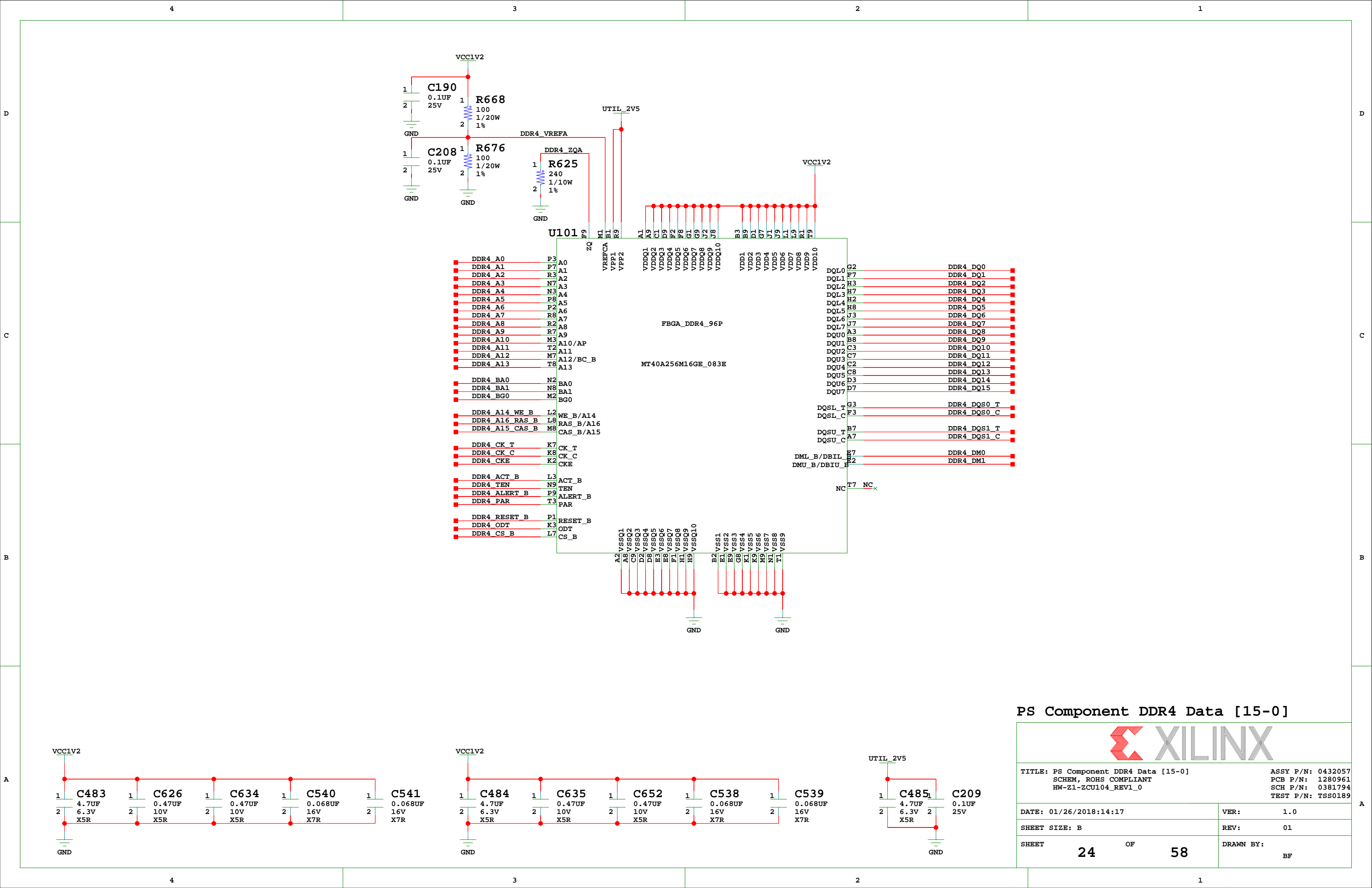
DATE: 01/26/2018:14:17	VER: 1.0
SHEET SIZE: B	REV: 01
SHEET 22 OF 58	DRAWN BY: BF

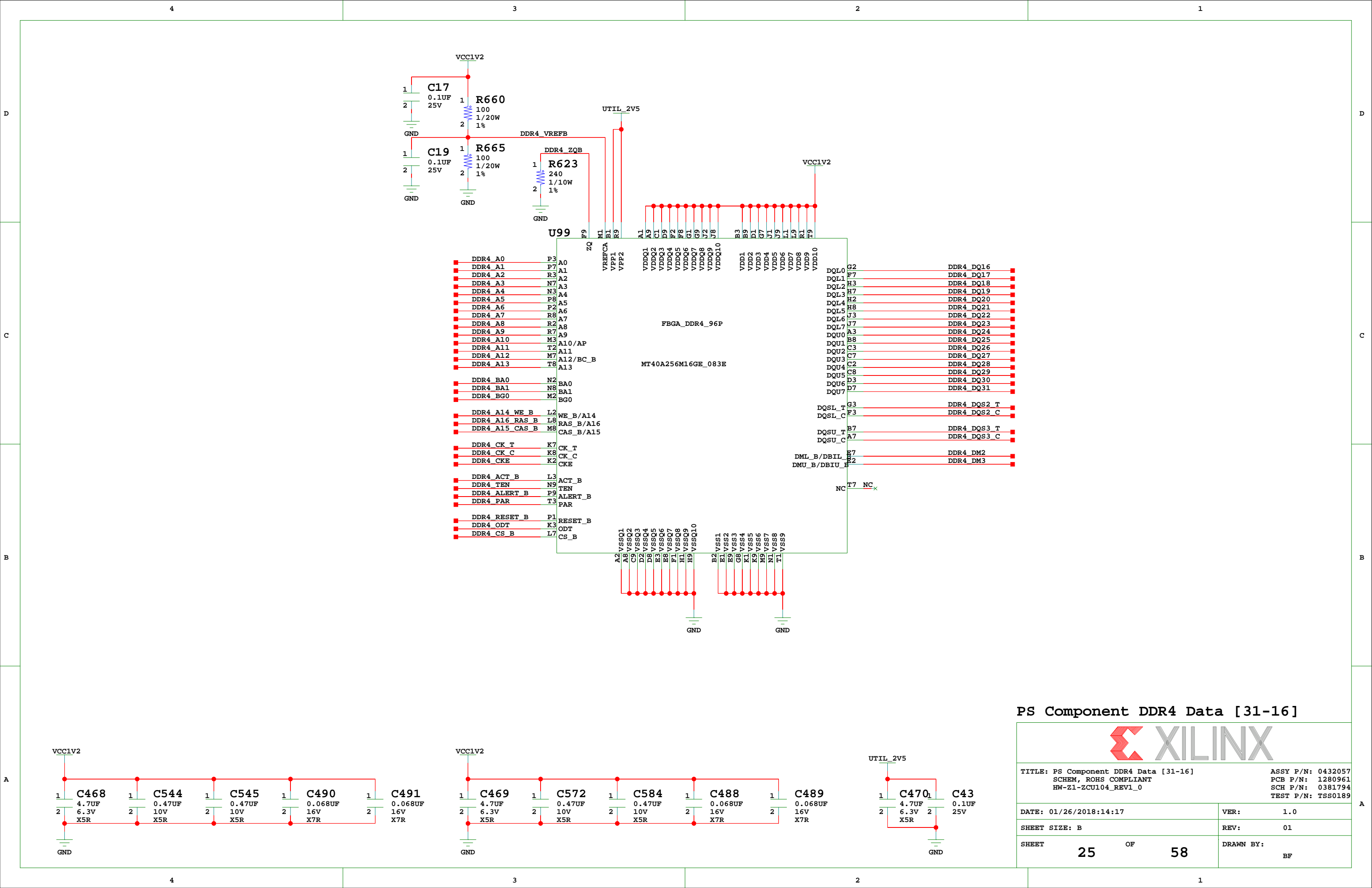


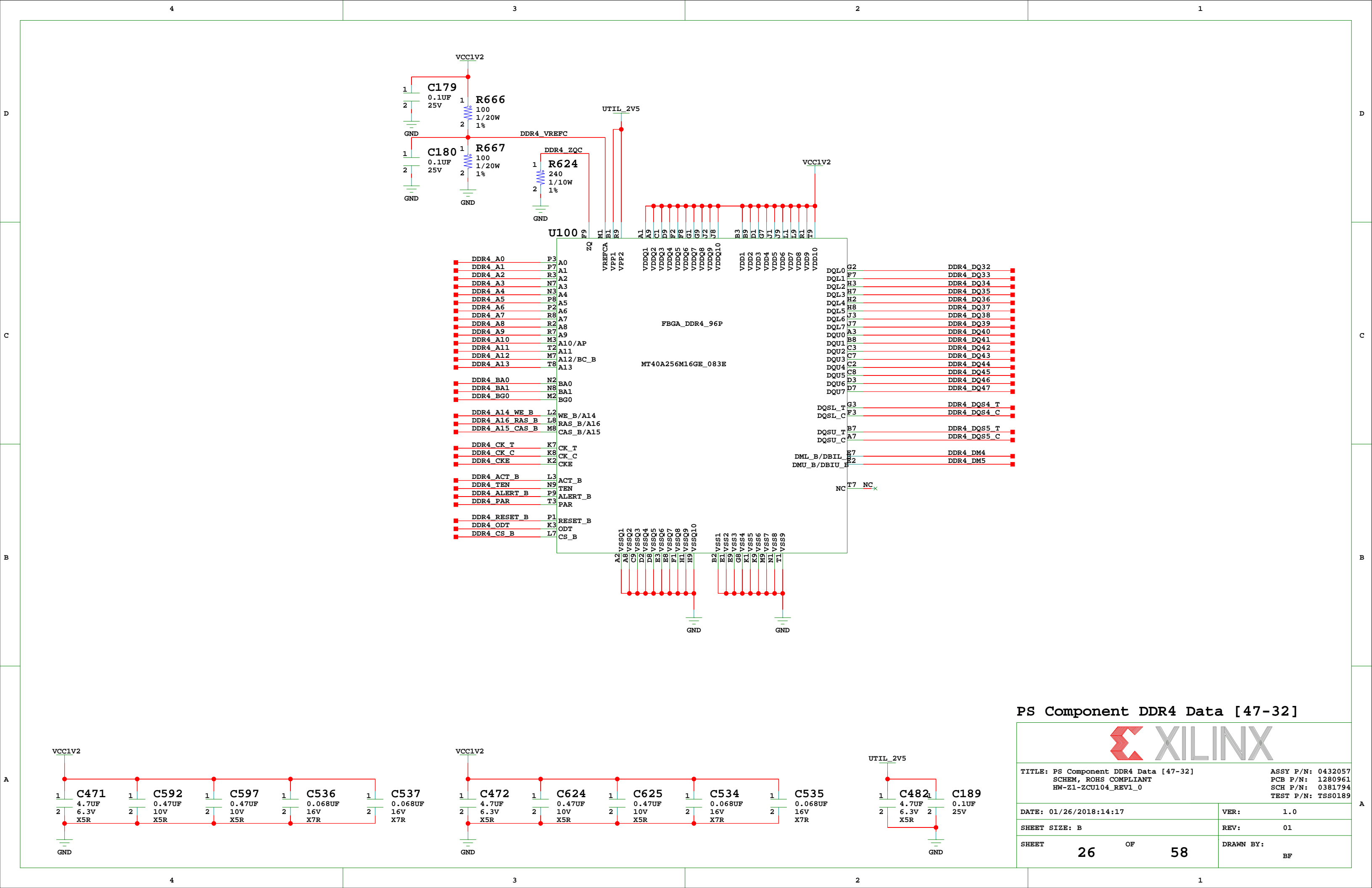
PLACE ABOVE CAPS BENEATH/CLOSE TO DIMM SOCKET

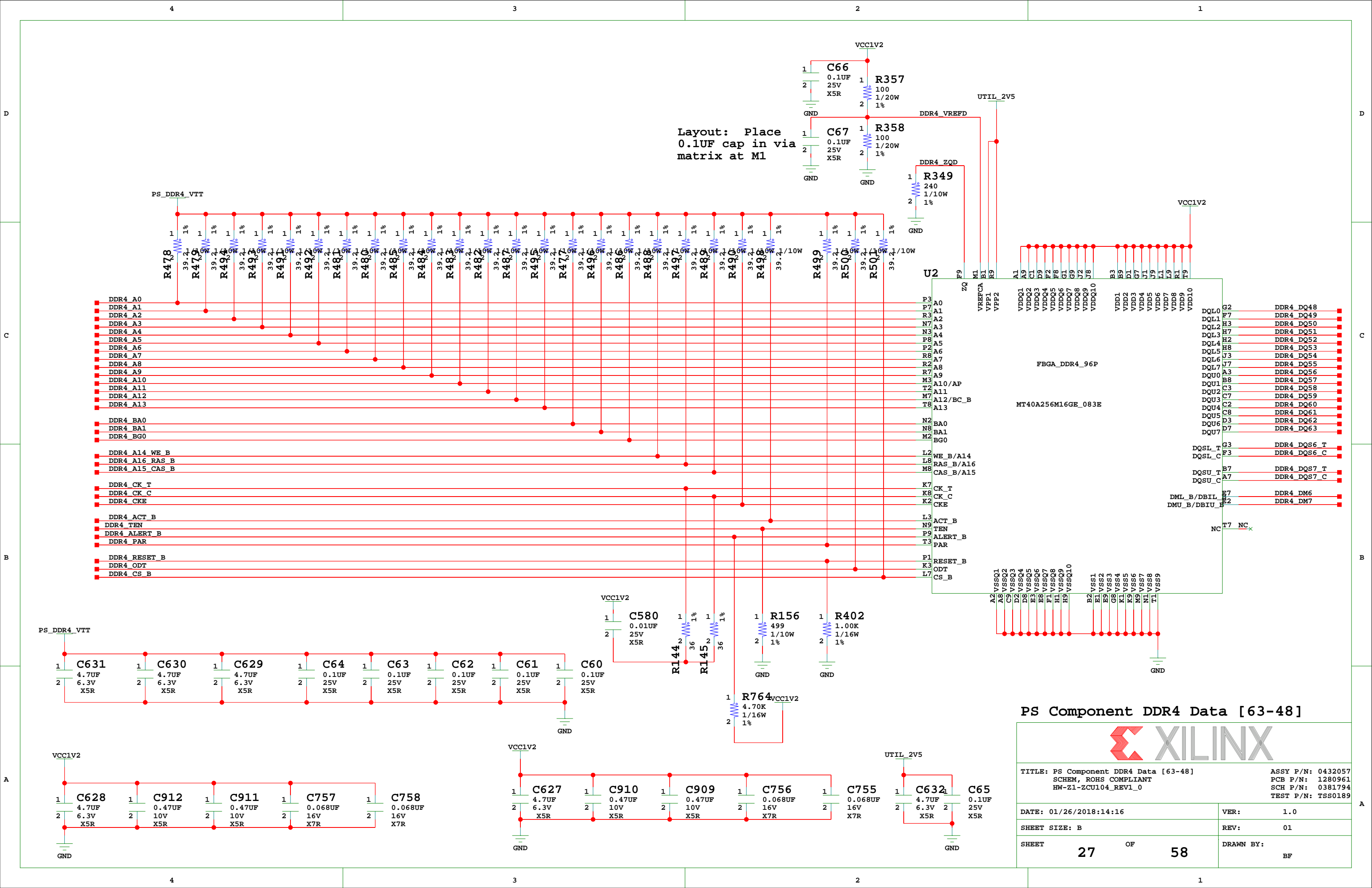
PL DDR4 SODIMM Decoupling


TITLE: PL DDR4 SODIMM Decoupling SCHEM, ROHS COMPLIANT HW-Z1-ZCU104_REV1_0		ASSY P/N: 0432057 PCB P/N: 1280961 SCH P/N: 0381794 TEST P/N: TSS0189	
DATE: 01/26/2018:14:17		VER:	1.0
SHEET SIZE: B		REV:	01
SHEET	23	OF	58
		DRAWN BY:	BF

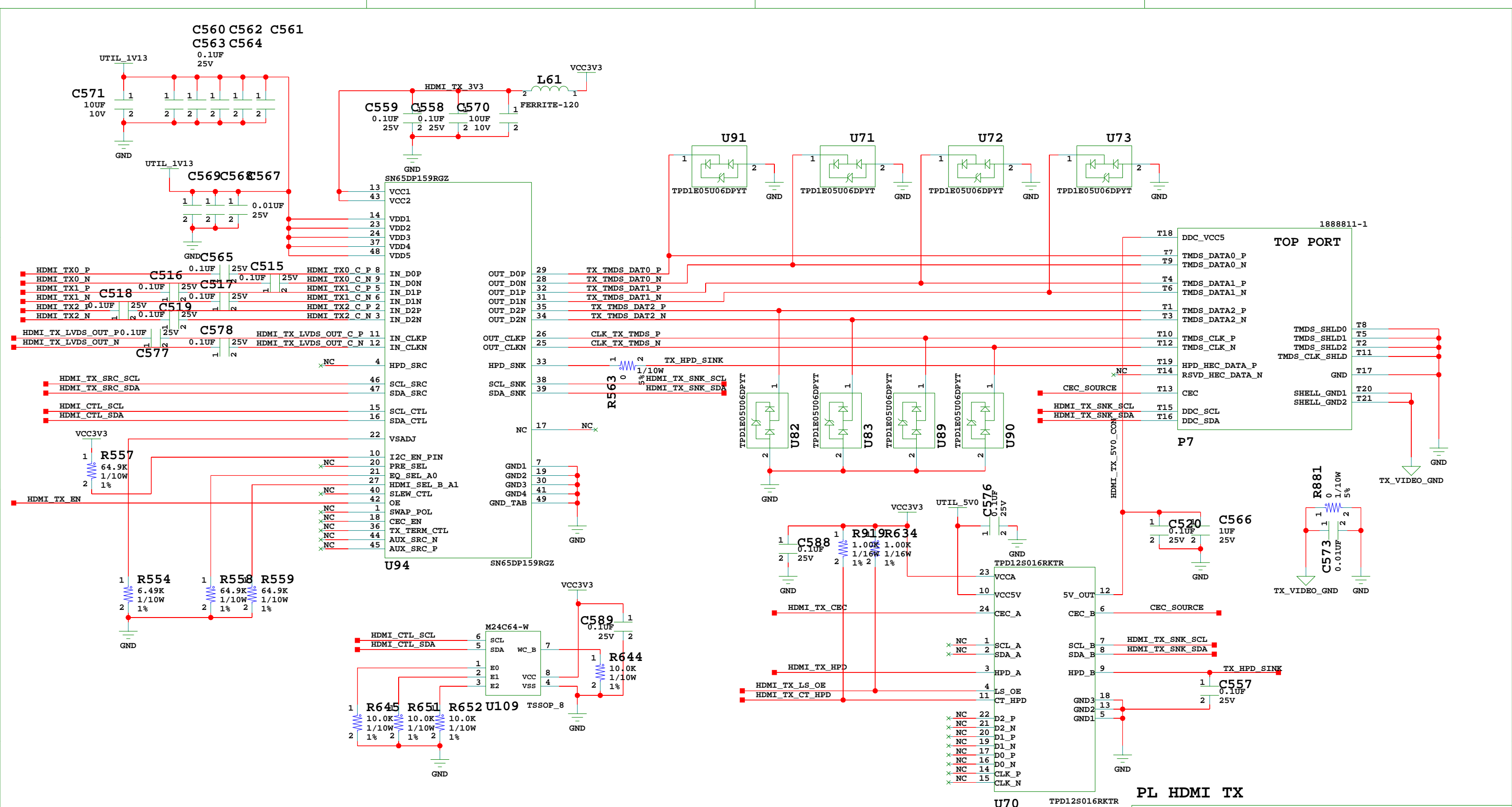











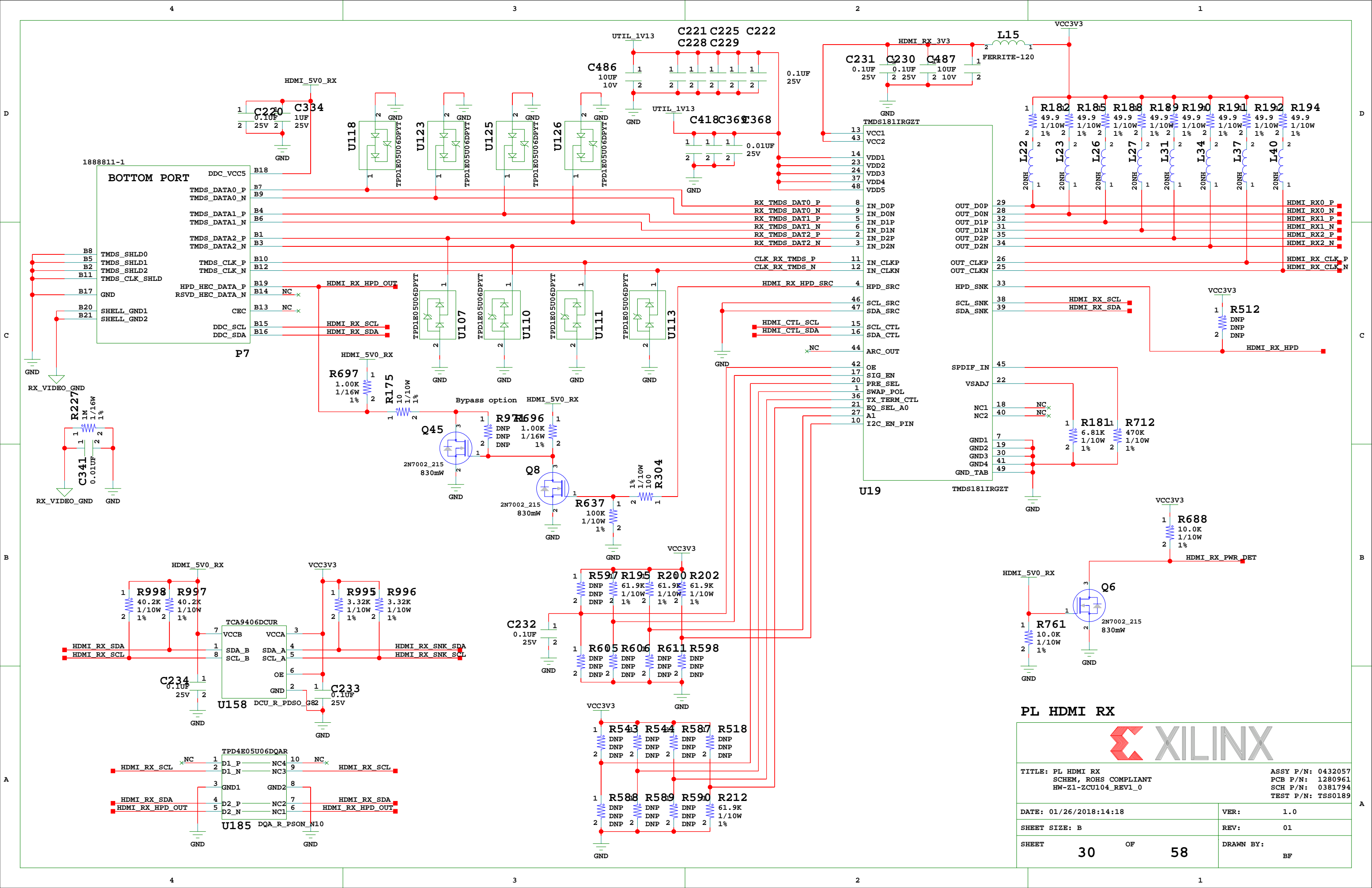


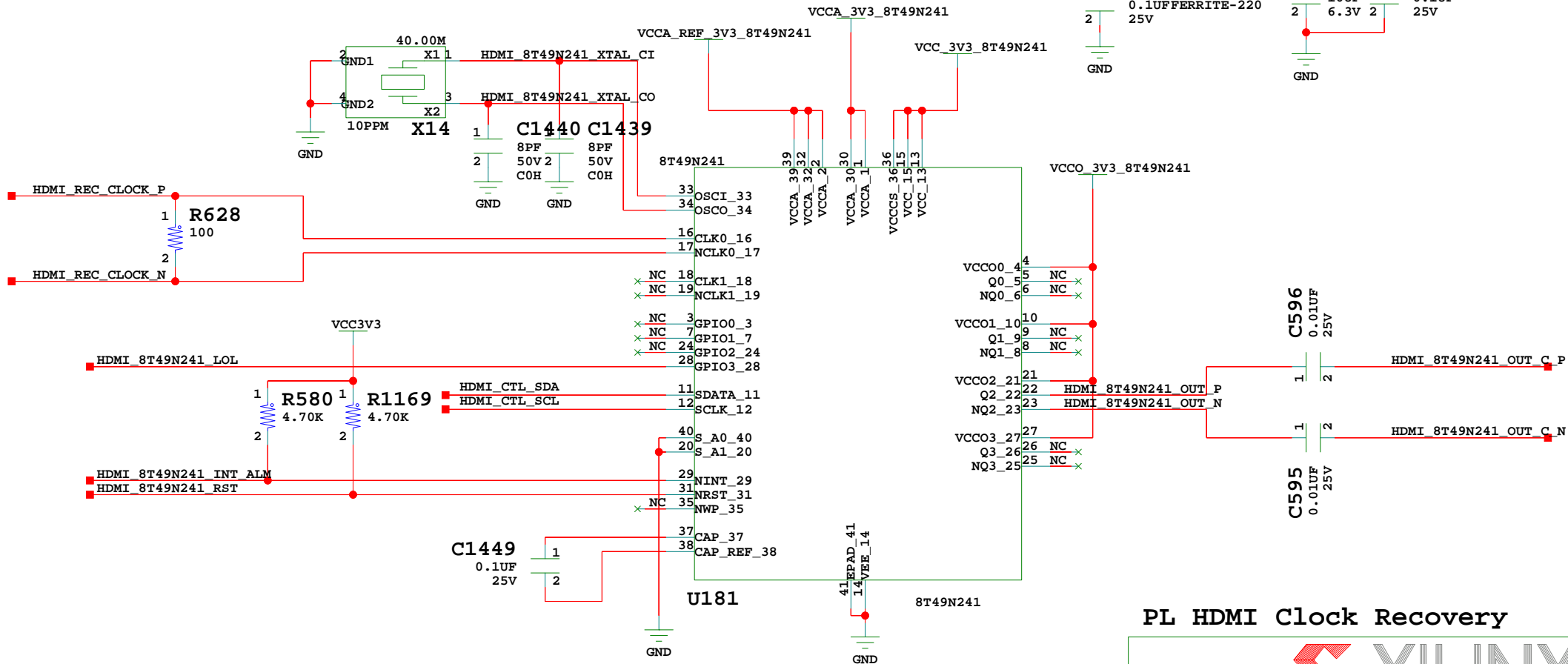
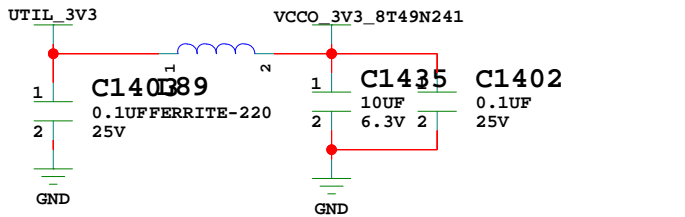
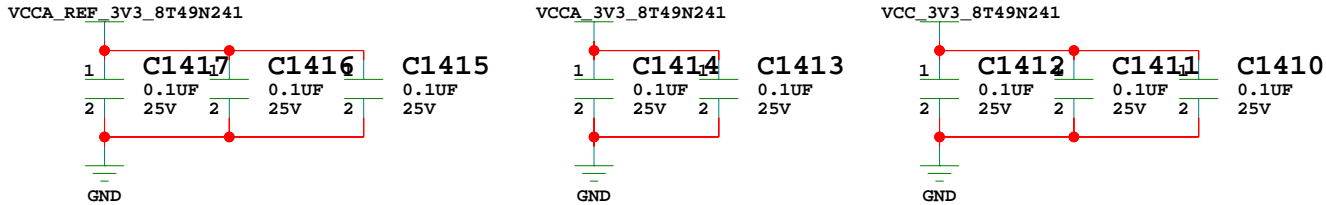
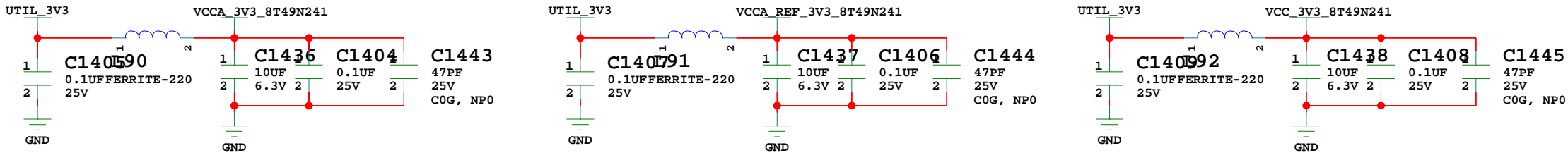


TITLE: PL HDMI TX
SCHEM, ROHS COMPLIANT
HW-Z1-ZCU104_REV1_0

ASSY P/N: 0432057
PCB P/N: 1280961
SCH P/N: 0381794
TEST P/N: TSS0189

DATE: 01/26/2018:14:17	VER: 1.0
SHEET SIZE: B	REV: 01
SHEET 29 OF 58	DRAWN BY: BF





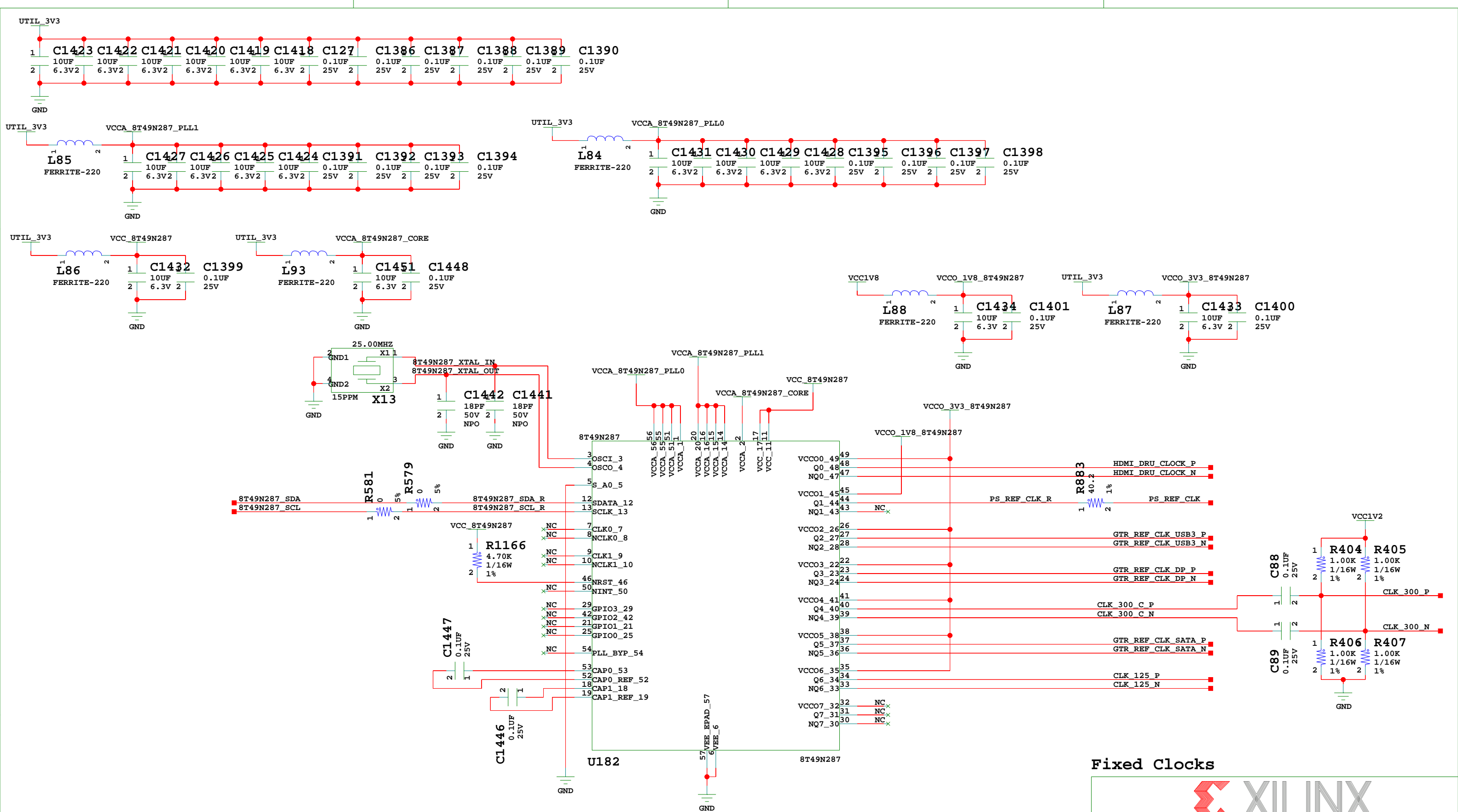
PL HDMI Clock Recovery



TITLE: PL HDMI Clock Recovery
SCHEM, ROHS COMPLIANT
HW-Z1-ZCU104_REV1_0

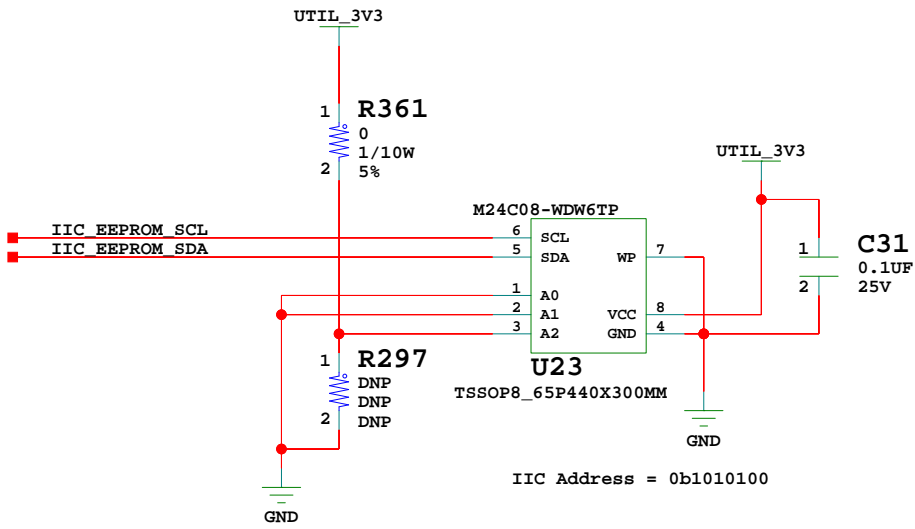
ASSY P/N: 0432057
PCB P/N: 1280961
SCH P/N: 0381794
TEST P/N: TSS0189

DATE: 01/26/2018:14:21	VER: 1.0
SHEET SIZE: B	REV: 01
SHEET 31 OF 58	DRAWN BY: BF



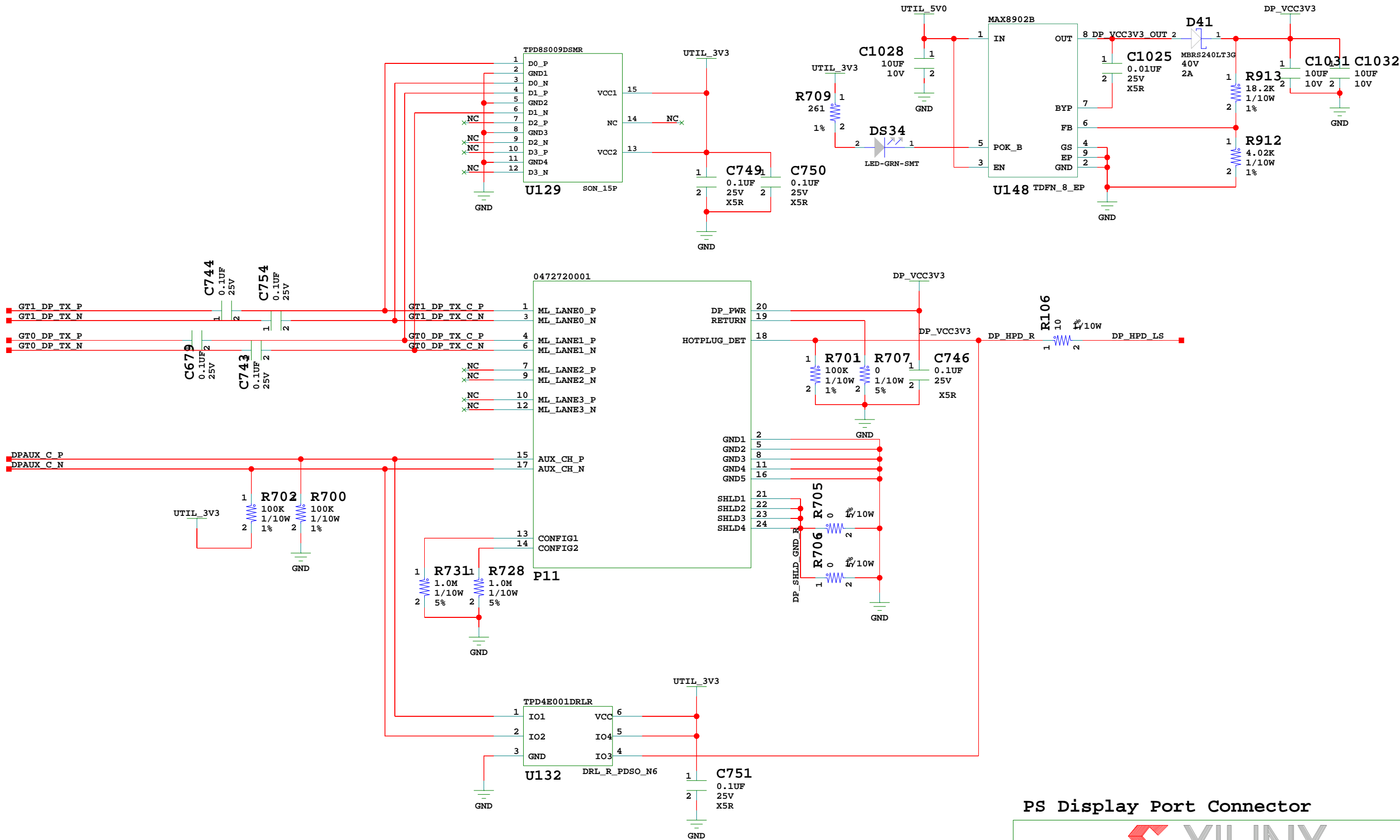
Fixed Clocks

TITLE: Fixed Clocks SCHEM, ROHS COMPLIANT HW-Z1-ZCU104_REV1_0		ASSY P/N: 0432057 PCB P/N: 1280961 SCH P/N: 0381794 TEST P/N: TSS0189	
DATE: 01/26/2018:14:16	VER:	1.0	
SHEET SIZE: B	REV:	01	
SHEET	32	OF	58
DRAWN BY:		BF	



EEPROM

TITLE: EEPROM SCHEM, ROHS COMPLIANT HW-Z1-ZCU104_REV1_0		ASSY P/N: 0432057 PCB P/N: 1280961 SCH P/N: 0381794 TEST P/N: TSS0189	
DATE: 01/26/2018:14:16		VER:	1.0
SHEET SIZE: B		REV:	01
SHEET	33	OF	58
		DRAWN BY:	BF



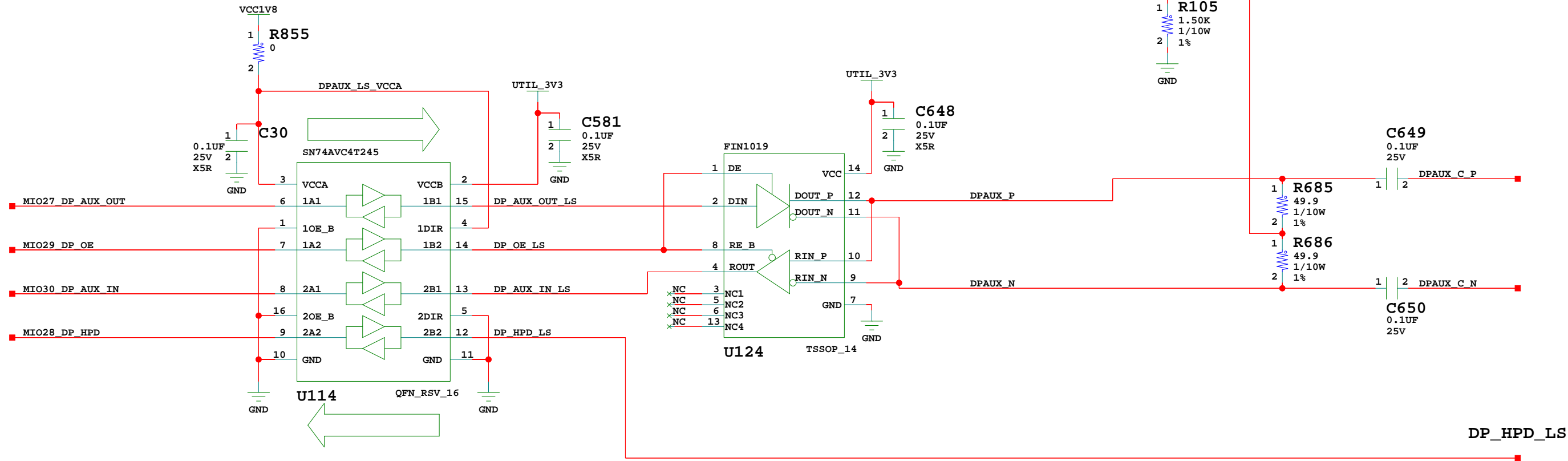
PS Display Port Connector



TITLE: PS Display Port Connector
SCHEM, ROHS COMPLIANT
HW-Z1-ZCU104_REV1_0

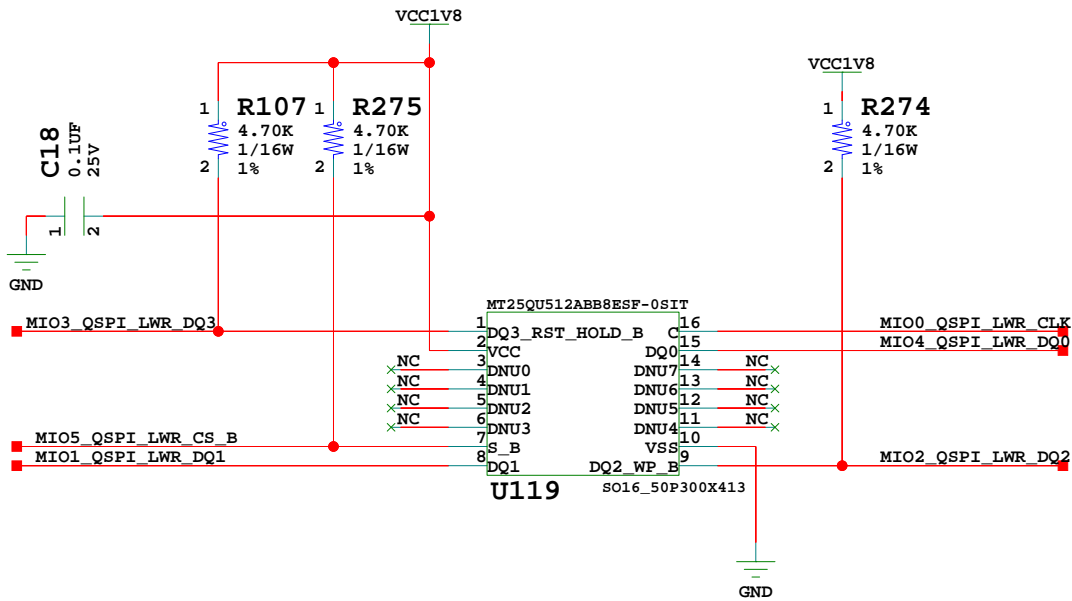
ASSY P/N: 0432057
PCB P/N: 1280961
SCH P/N: 0381794
TEST P/N: TSS0189

DATE: 01/26/2018:14:17	VER: 1.0
SHEET SIZE: B	REV: 01
SHEET 34 OF 58	DRAWN BY: BF



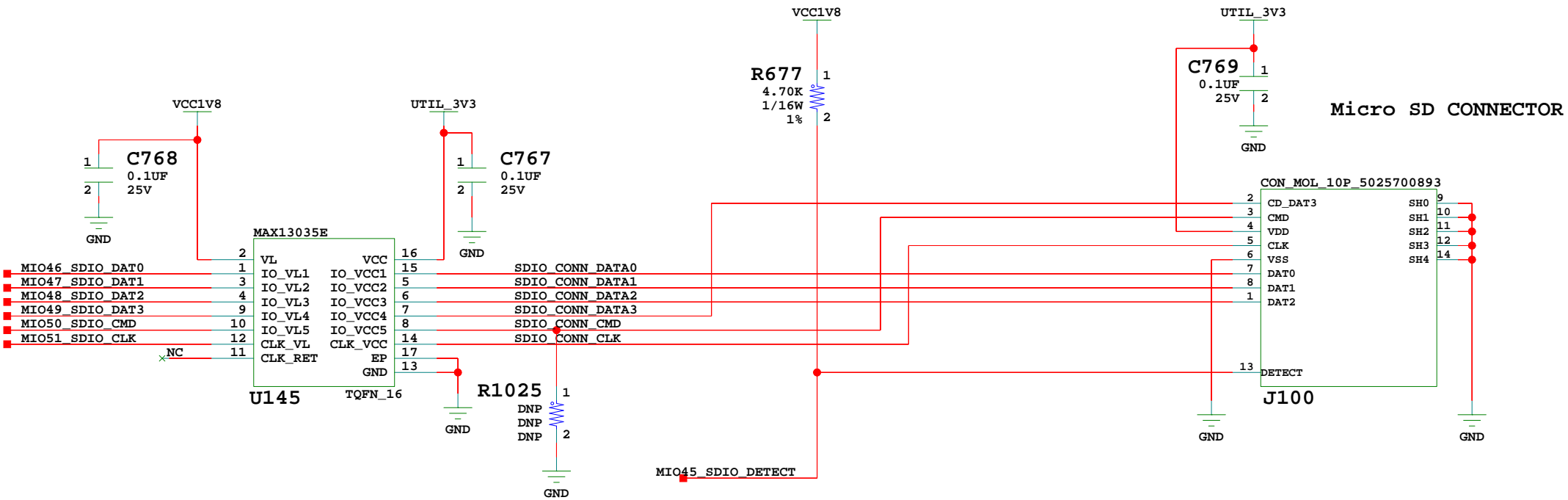
PS Display Port IO

TITLE: PS Display Port IO SCHEM, ROHS COMPLIANT HW-Z1-ZCU104_REV1_0		ASSY P/N: 0432057 PCB P/N: 1280961 SCH P/N: 0381794 TEST P/N: TSS0189	
DATE: 01/26/2018:14:17	VER:	1.0	
SHEET SIZE: B	REV:	01	
SHEET 35 OF 58	DRAWN BY:	BF	



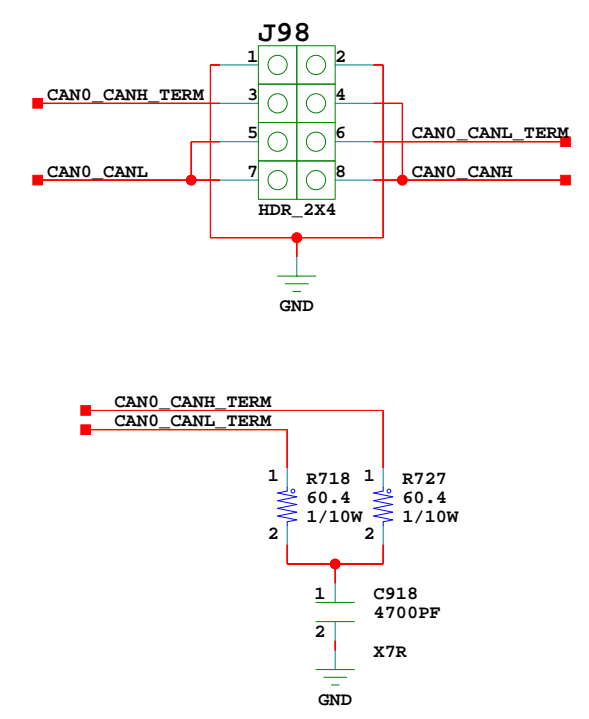
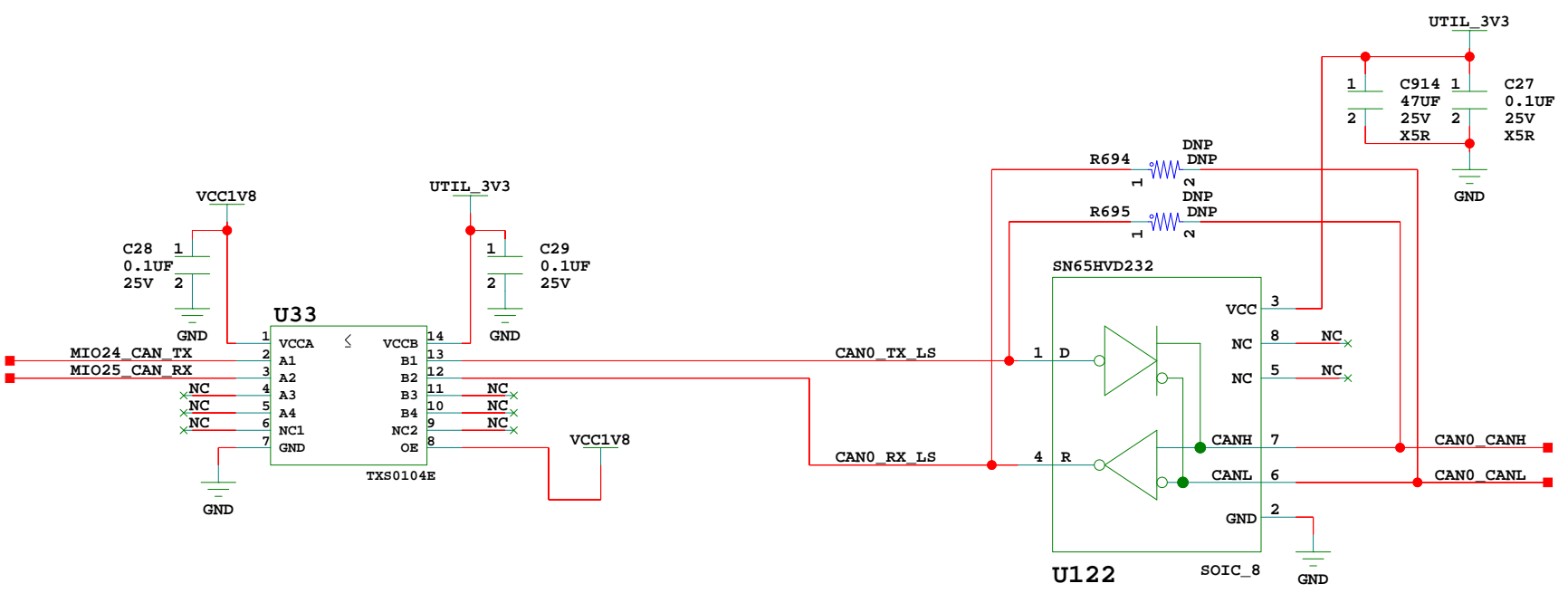
PS QSPI

TITLE: PS QSPI SCHEM, ROHS COMPLIANT HW-Z1-ZCU104_REV1_0		ASSY P/N: 0432057 PCB P/N: 1280961 SCH P/N: 0381794 TEST P/N: TSS0189	
DATE: 01/26/2018:14:17		VER:	1.0
SHEET SIZE: B		REV:	01
SHEET	36	OF	58
		DRAWN BY:	BF



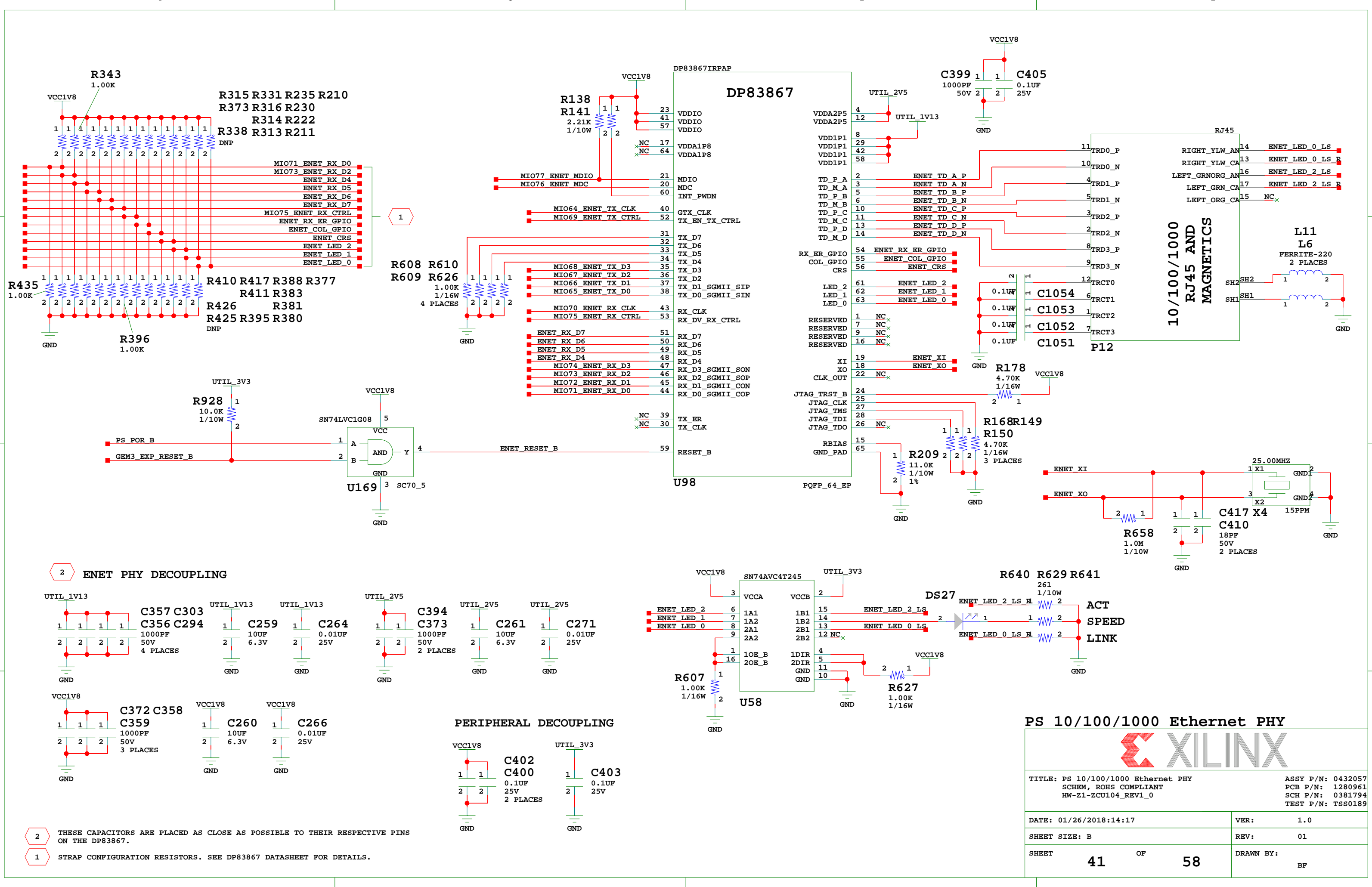
PS SD Card Connector

TITLE: PS SD Card Connector SCHEM, ROHS COMPLIANT HW-Z1-ZCU104_REV1_0		ASSY P/N: 0432057 PCB P/N: 1280961 SCH P/N: 0381794 TEST P/N: TSS0189	
DATE: 01/26/2018:14:17		VER:	1.0
SHEET SIZE: B		REV:	01
SHEET	37	OF	58
		DRAWN BY:	BF



PS CAN Bus

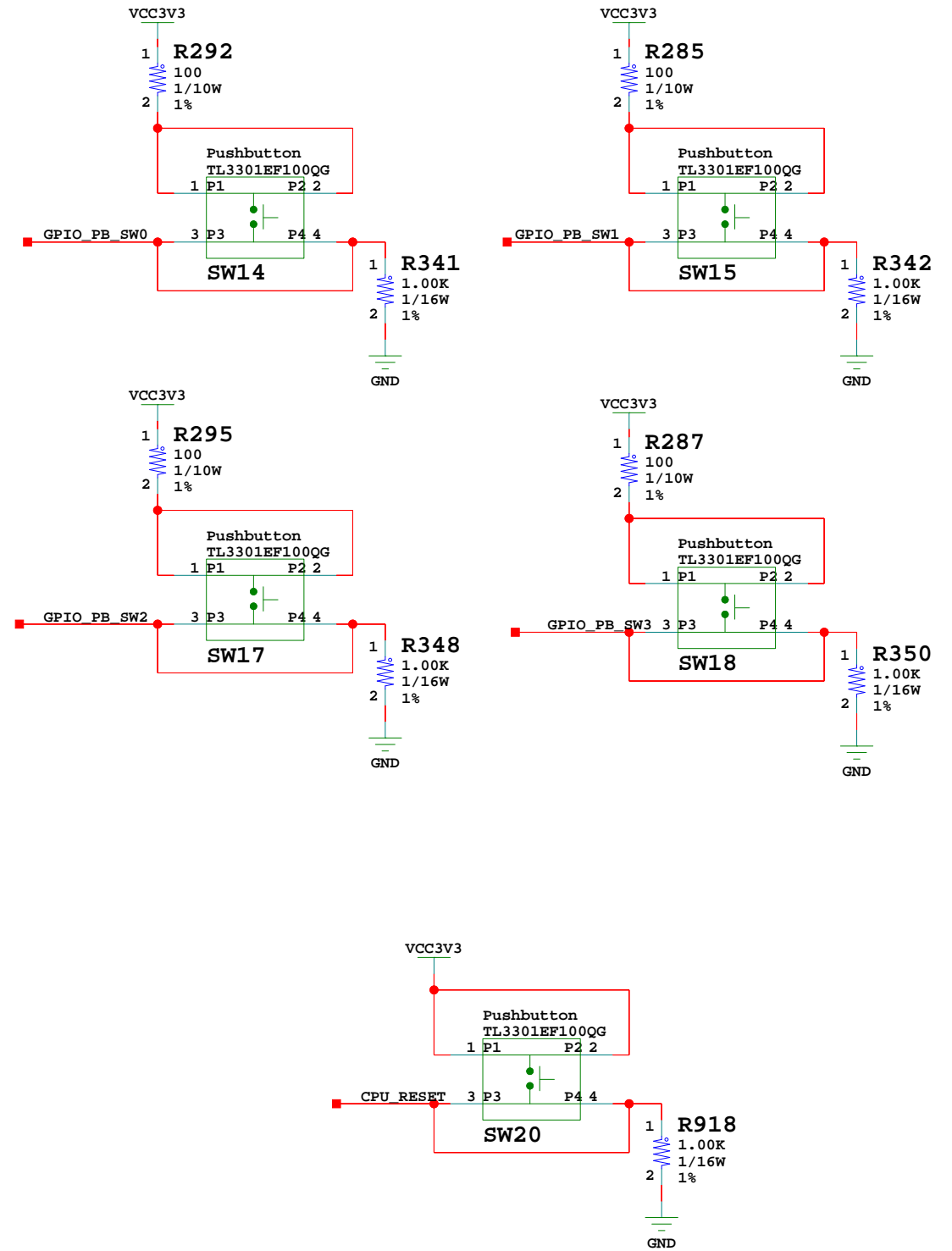
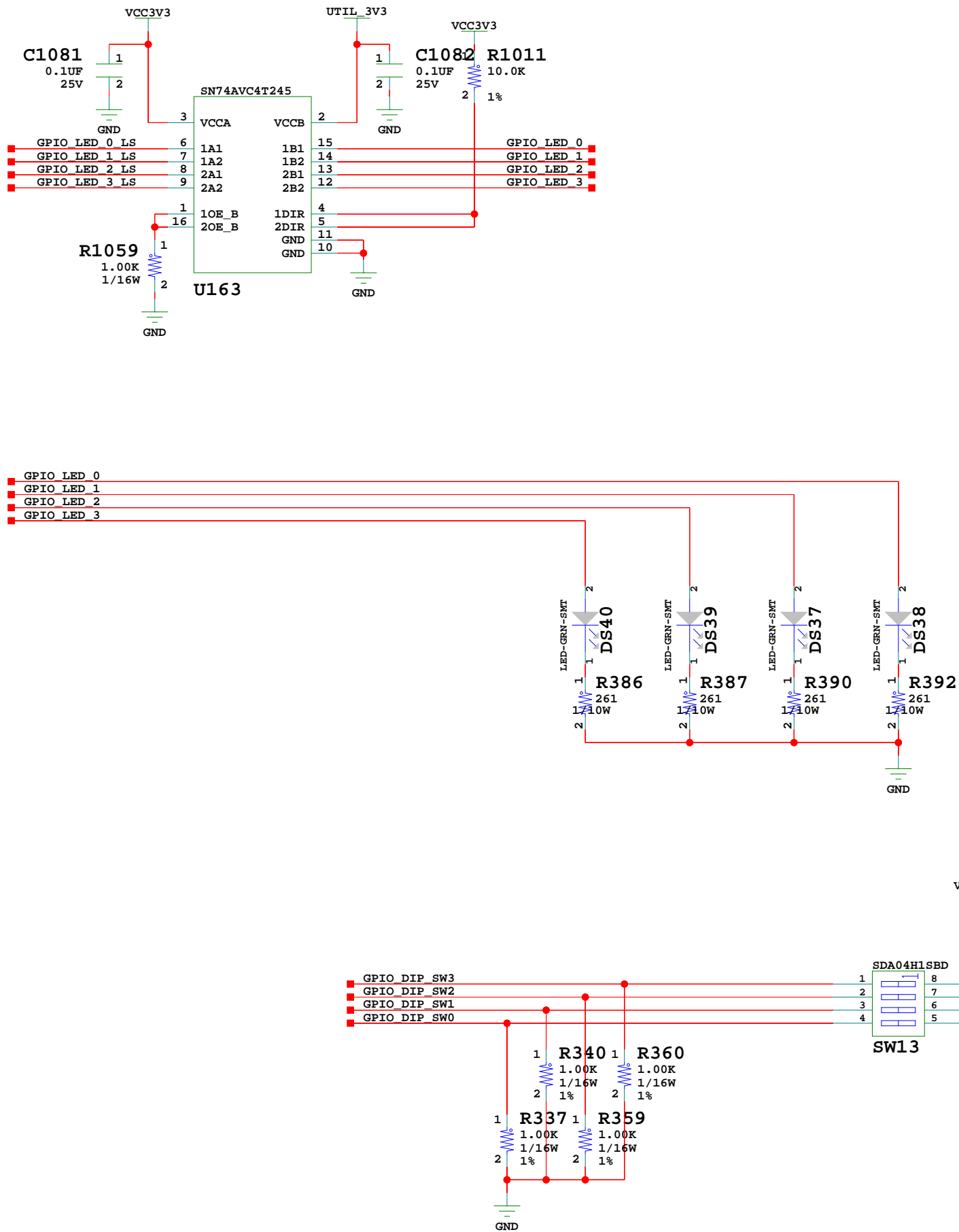
TITLE: PS CAN Bus SCHEM, ROHS COMPLIANT HW-Z1-ZCU104_REV1_0		ASSY P/N: 0432057 PCB P/N: 1280961 SCH P/N: 0381794 TEST P/N: TSS0189	
DATE: 01/26/2018:14:17	VER:	1.0	
SHEET SIZE: B	REV:	01	
SHEET 39 OF 58	DRAWN BY:	BF	



2 THESE CAPACITORS ARE PLACED AS CLOSE AS POSSIBLE TO THEIR RESPECTIVE PINS ON THE DP83867.

1 STRAP CONFIGURATION RESISTORS. SEE DP83867 DATASHEET FOR DETAILS.

TITLE: PS 10/100/1000 Ethernet PHY SCHEM, ROHS COMPLIANT HW-Z1-ZCU104_REV1_0	
ASSY P/N: 0432057 PCB P/N: 1280961 SCH P/N: 0381794 TEST P/N: TSS0189	
DATE: 01/26/2018:14:17	VER: 1.0
SHEET SIZE: B	REV: 01
SHEET 41 OF 58	DRAWN BY: BF



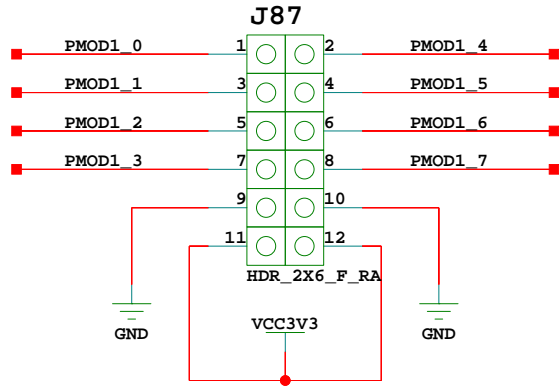
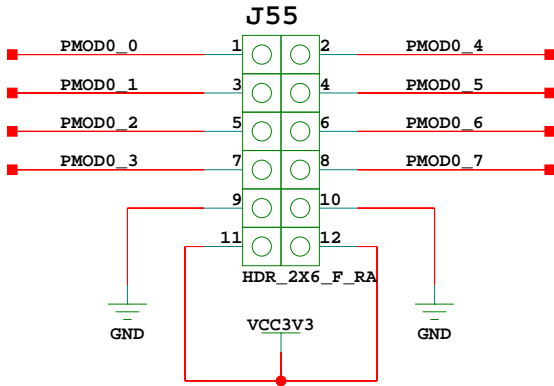
PL Buttons - Switches - LEDs



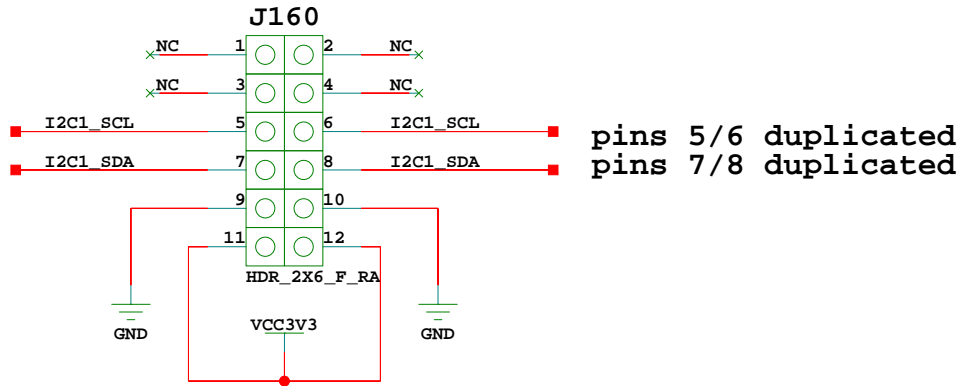
TITLE: PL Buttons - Switches - LEDs
SCHEM, ROHS COMPLIANT
HW-Z1-ZCU104_REV1_0

ASSY P/N: 0432057
PCB P/N: 1280961
SCH P/N: 0381794
TEST P/N: TSS0189

DATE: 01/26/2018:14:17	VER: 1.0
SHEET SIZE: B	REV: 01
SHEET 42 OF 58	DRAWN BY: BF

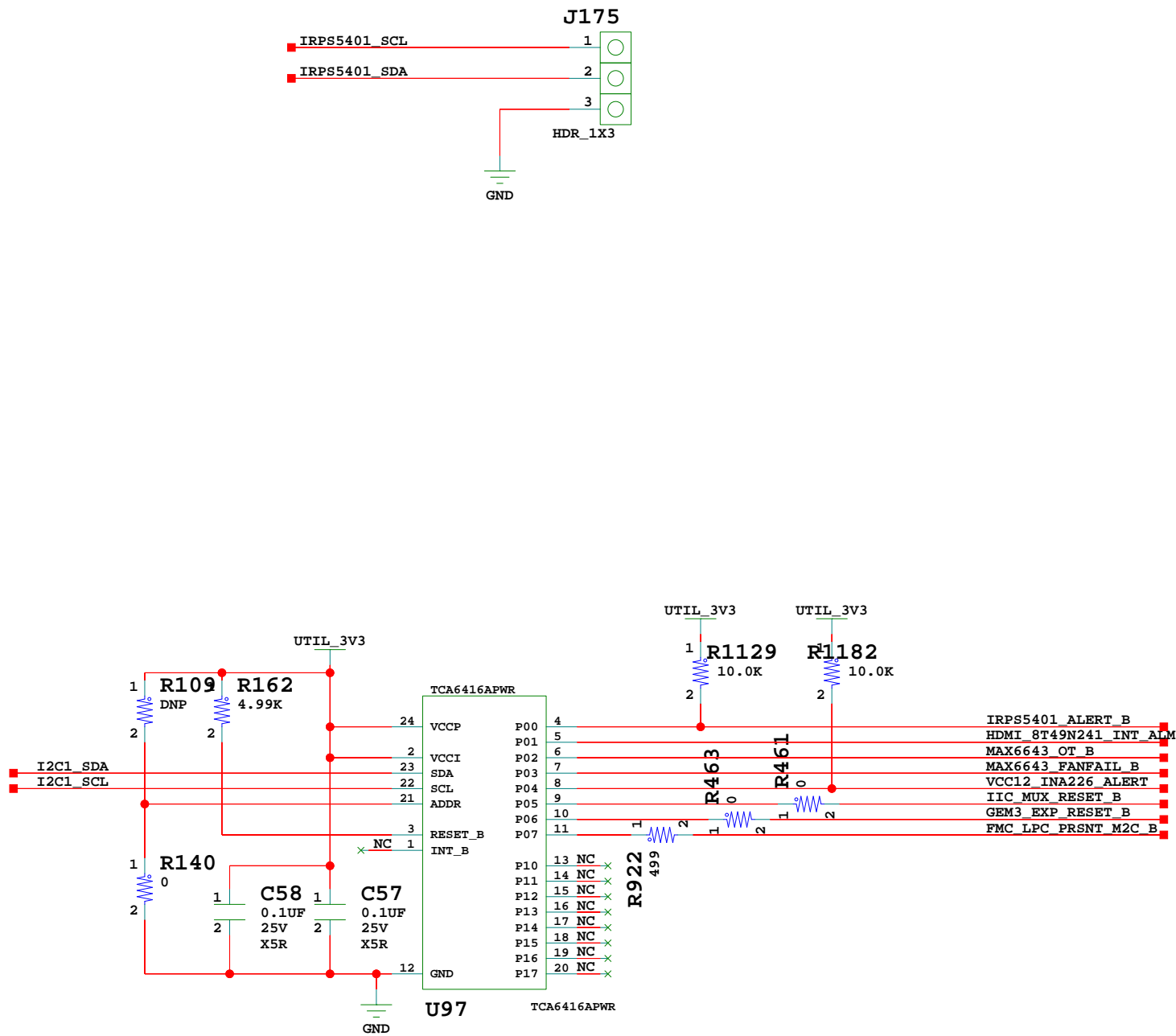


Connects I2C to R.A. Female 2x6 PMOD-style receptacle



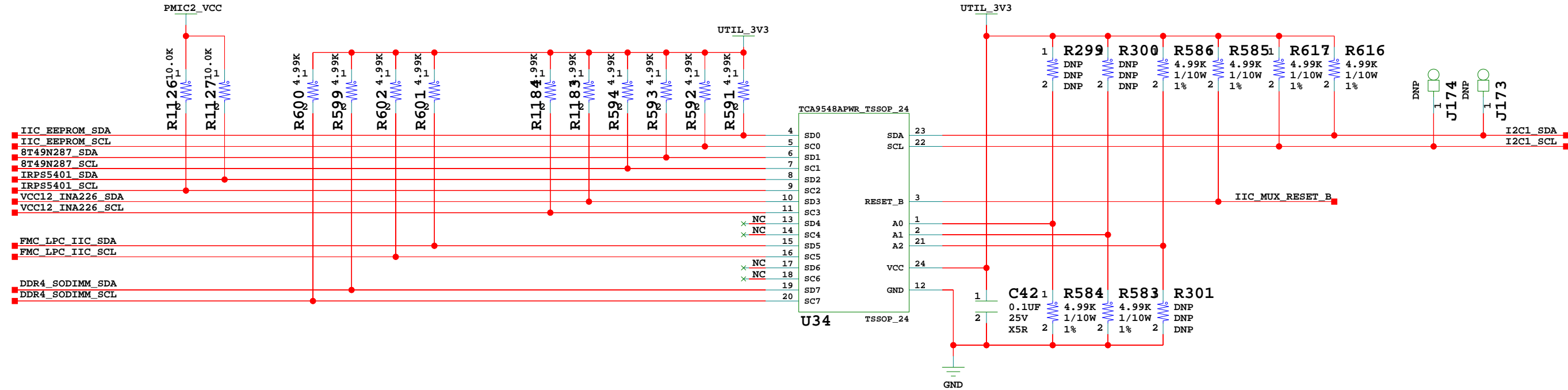
PL PMODs

TITLE: PL PMODs SCHEM, ROHS COMPLIANT HW-Z1-ZCU104_REV1_0		ASSY P/N: 0432057 PCB P/N: 1280961 SCH P/N: 0381794 TEST P/N: TSS0189	
DATE: 01/26/2018:14:17		VER:	1.0
SHEET SIZE: B		REV:	01
SHEET	43	OF	58
		DRAWN BY:	BF

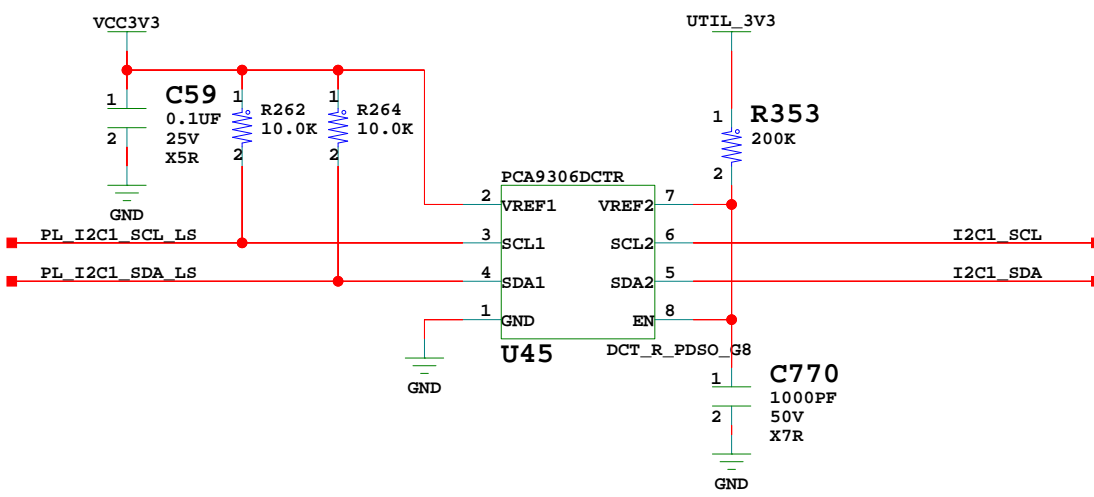


IO Expander PMBUS Header

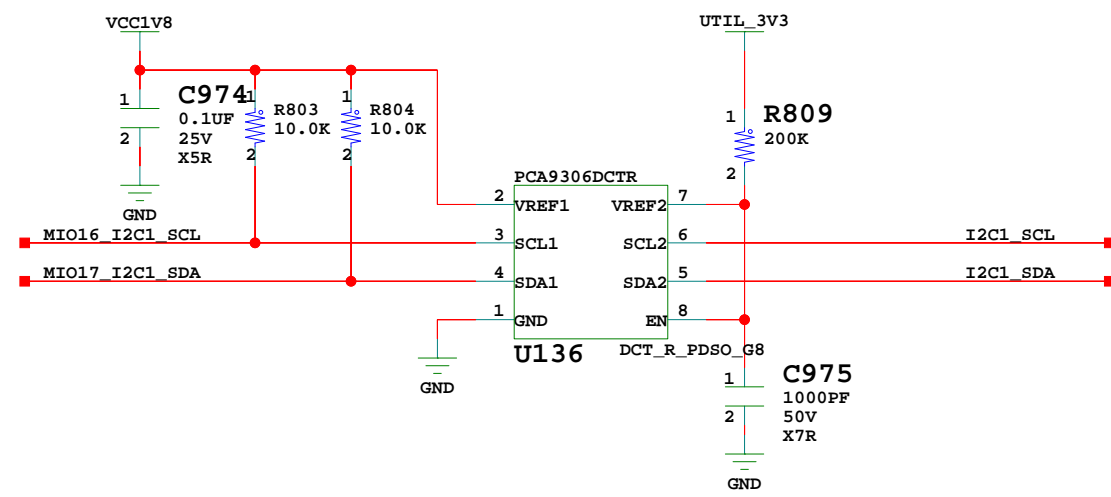
TITLE: IO Expander PMBUS Header SCHEM, ROHS COMPLIANT HW-Z1-ZCU104_REV1_0	
ASSY P/N: 0432057 PCB P/N: 1280961 SCH P/N: 0381794 TEST P/N: TSS0189	
DATE: 01/26/2018:14:16	VER: 1.0
SHEET SIZE: B	REV: 01
SHEET 44 OF 58	DRAWN BY: BF



PL I2C Level Shifter (disabled if VREF1 is off)



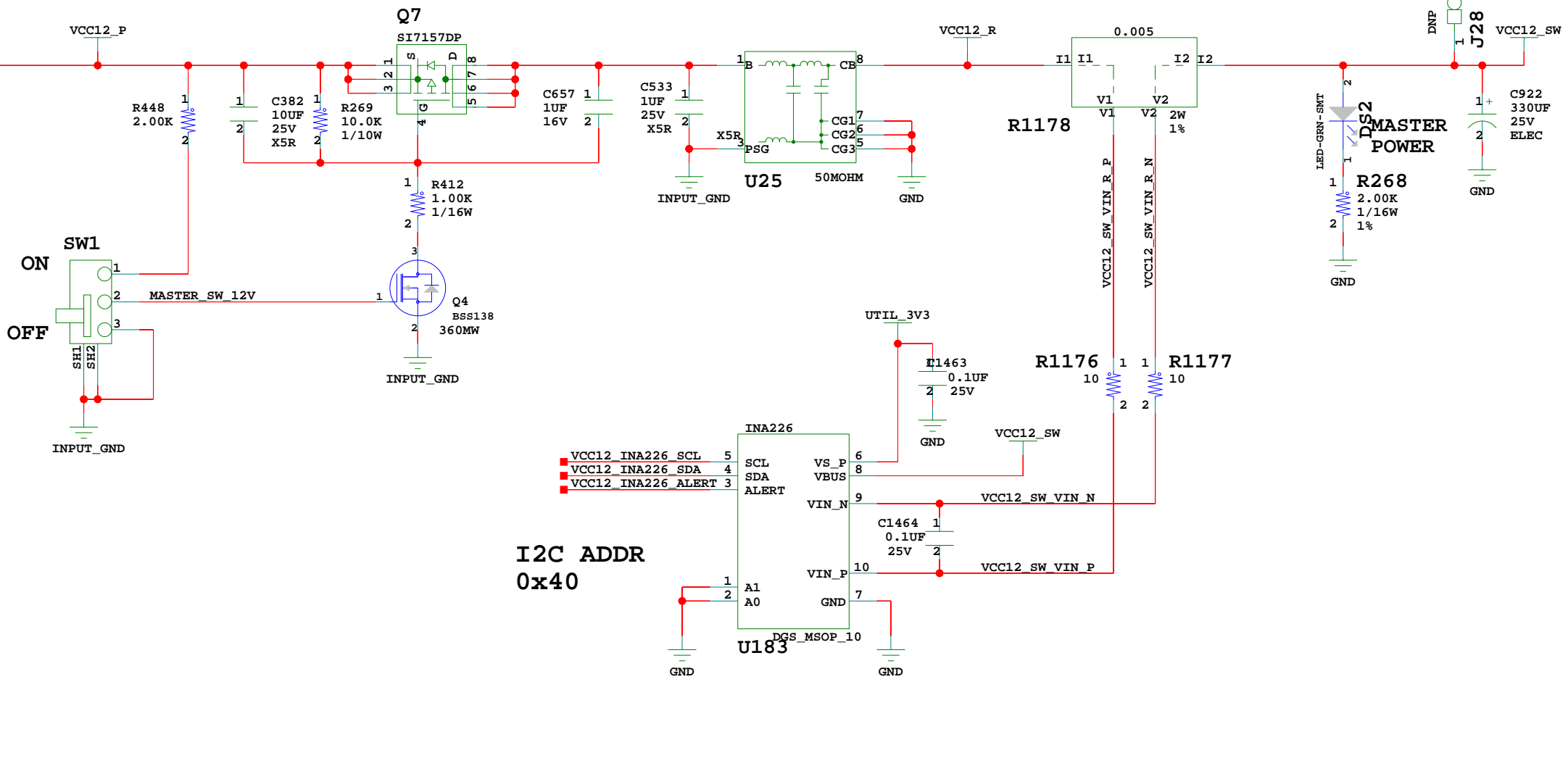
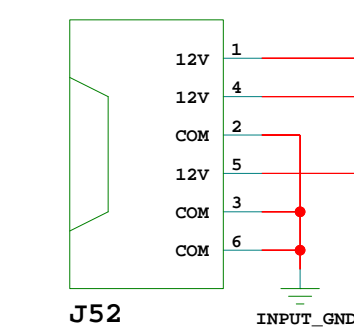
PS I2C Level Shifter (I2C1)



I2C1 MUX and Level Shifters

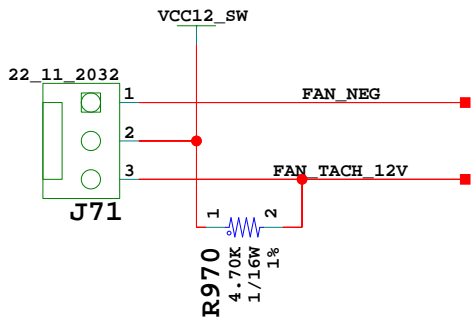
TITLE: I2C1 MUX and Level Shifters SCHEM, ROHS COMPLIANT HW-Z1-ZCU104_REV1_0		ASSY P/N: 0432057 PCB P/N: 1280961 SCH P/N: 0381794 TEST P/N: TSS0189	
DATE: 01/26/2018:14:16		VER:	1.0
SHEET SIZE: B		REV:	01
SHEET	45	OF	58
DRAWN BY:		BF	

6-PIN MINI-FIT
AC ADAPTER (BRICK)



GND Test points

Keyed Fan Header



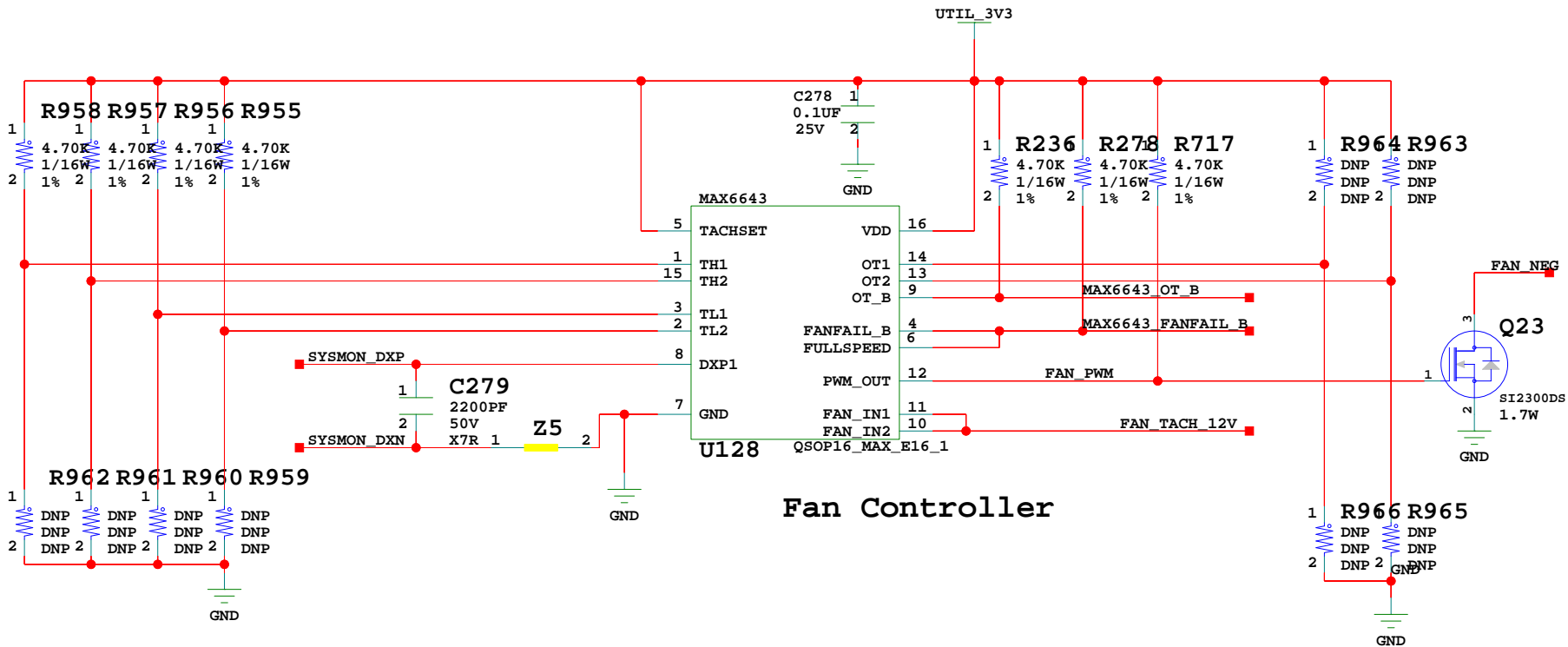
12V Power Connectors Switch



TITLE: 12V Power Connectors Switch
SCHEM, ROHS COMPLIANT
HW-Z1-ZCU104_REV1_0
ASSY P/N: 0432057
PCB P/N: 1280961
SCH P/N: 0381794
TEST P/N: TSS0189

DATE: 01/26/2018:14:16	VER: 1.0
SHEET SIZE: B	REV: 01
SHEET 46 OF 58	DRAWN BY: BF

Fan Controller



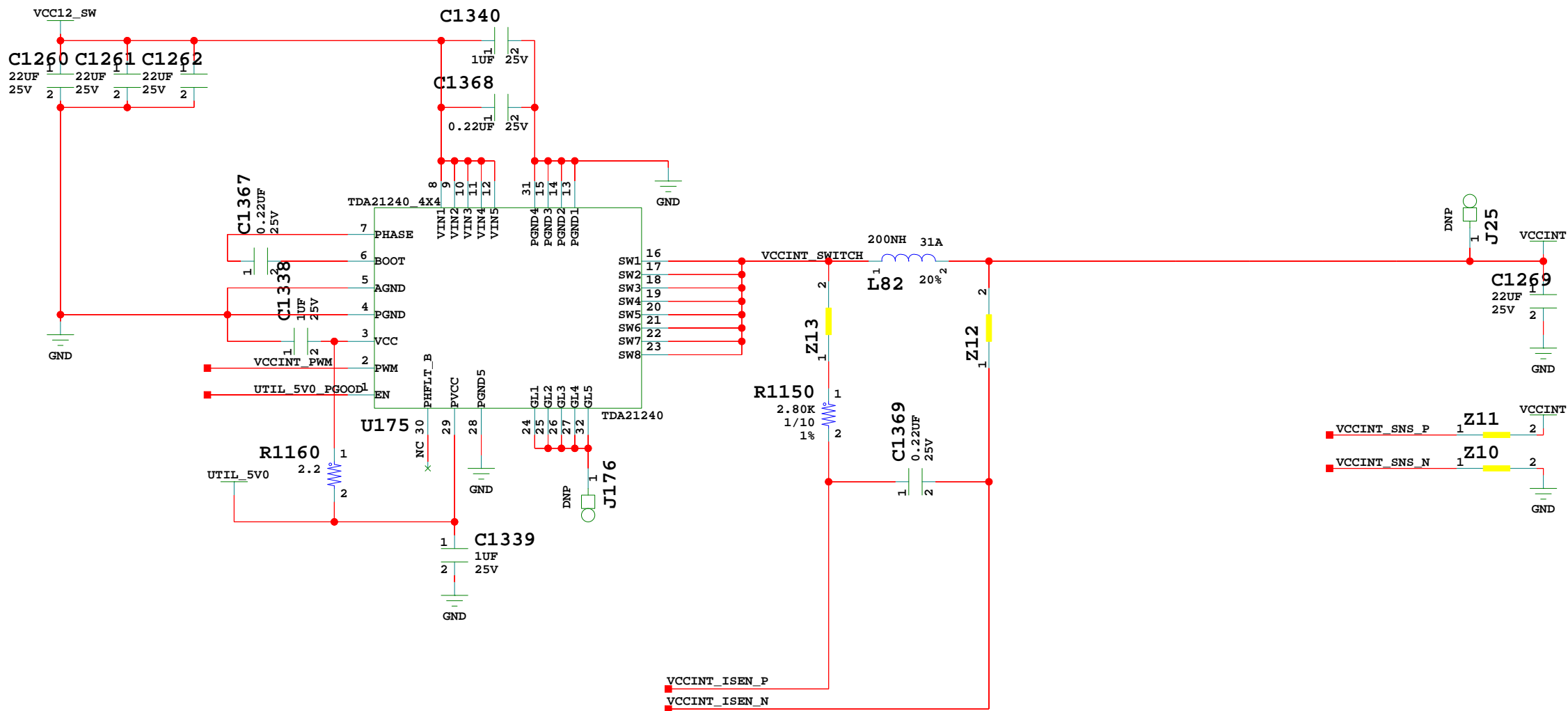
7-BIT PMBUS ADDR: 0x43
7-BIT I2C ADDR: 0x13



TITLE: PMIC 1
SCHEM, ROHS COMPLIANT
HW-Z1-ZCU104_REV1_0

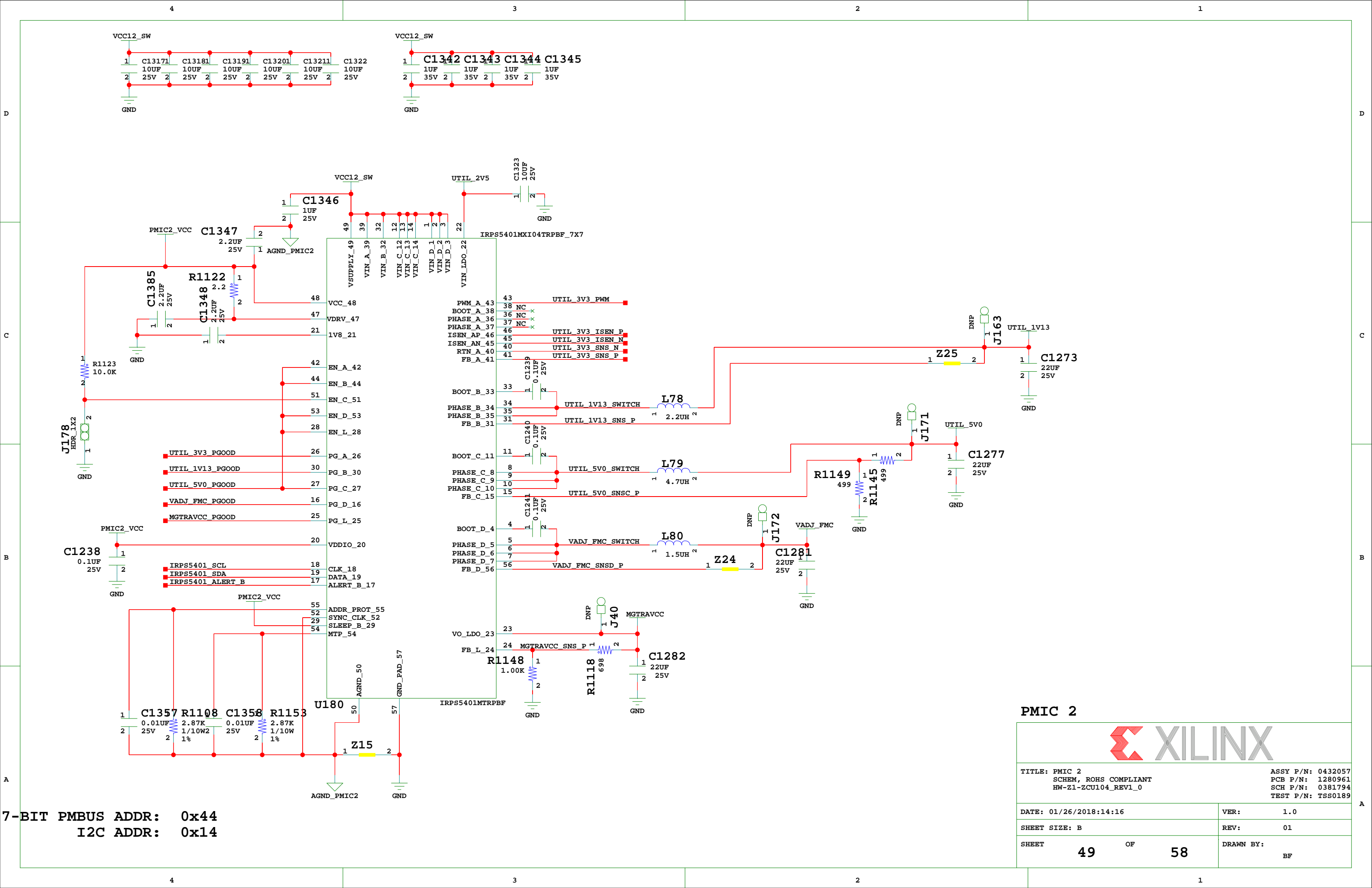
ASSY P/N: 0432057
PCB P/N: 1280961
SCH P/N: 0381794
TEST P/N: TSS0189

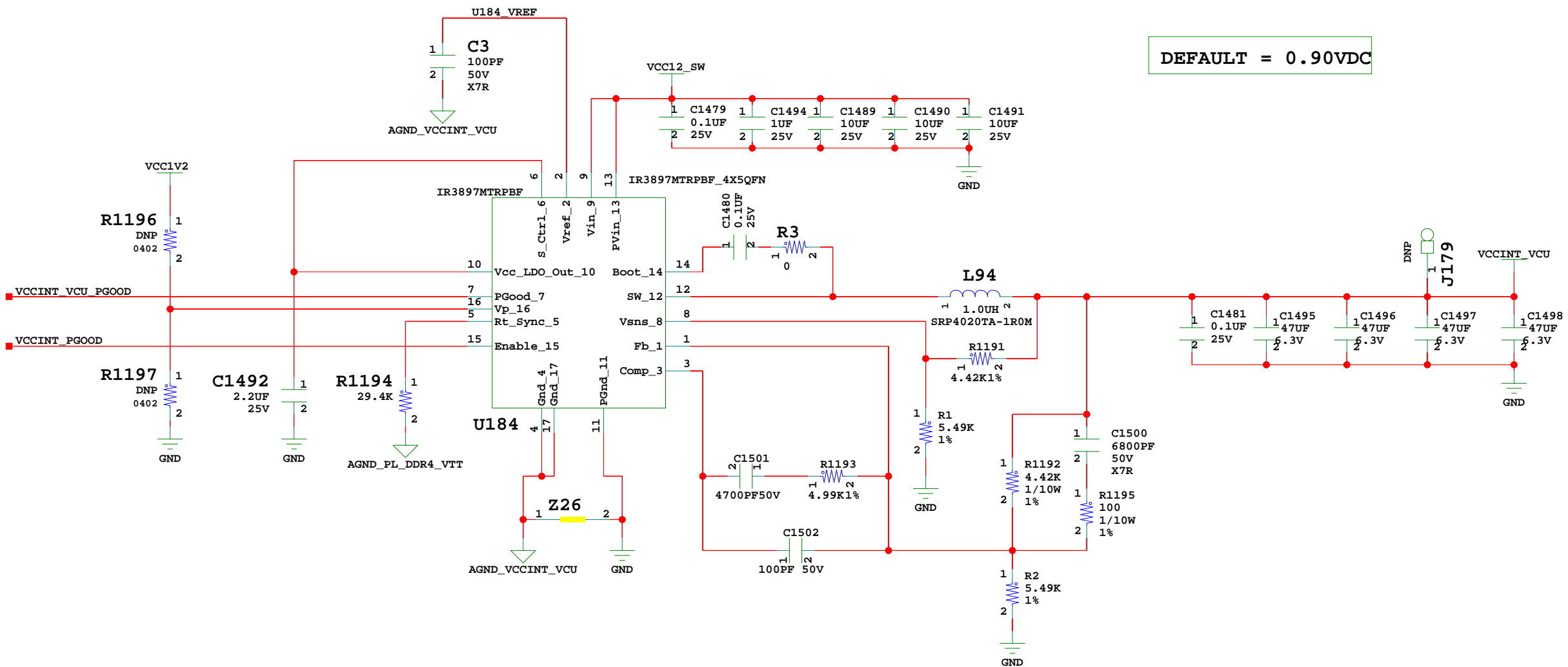
DATE: 01/26/2018:14:19	VER: 1.0
SHEET SIZE: B	REV: 01
SHEET 47 OF 58	DRAWN BY: BF



PMIC 1 Power Stage

TITLE: PMIC 1 Power Stage SCHEM, ROHS COMPLIANT HW-Z1-ZCU104_REV1_0		ASSY P/N: 0432057 PCB P/N: 1280961 SCH P/N: 0381794 TEST P/N: TSS0189	
DATE: 01/26/2018:14:16	VER:	1.0	
SHEET SIZE: B	REV:	01	
SHEET 48 OF 58	DRAWN BY:	BF	

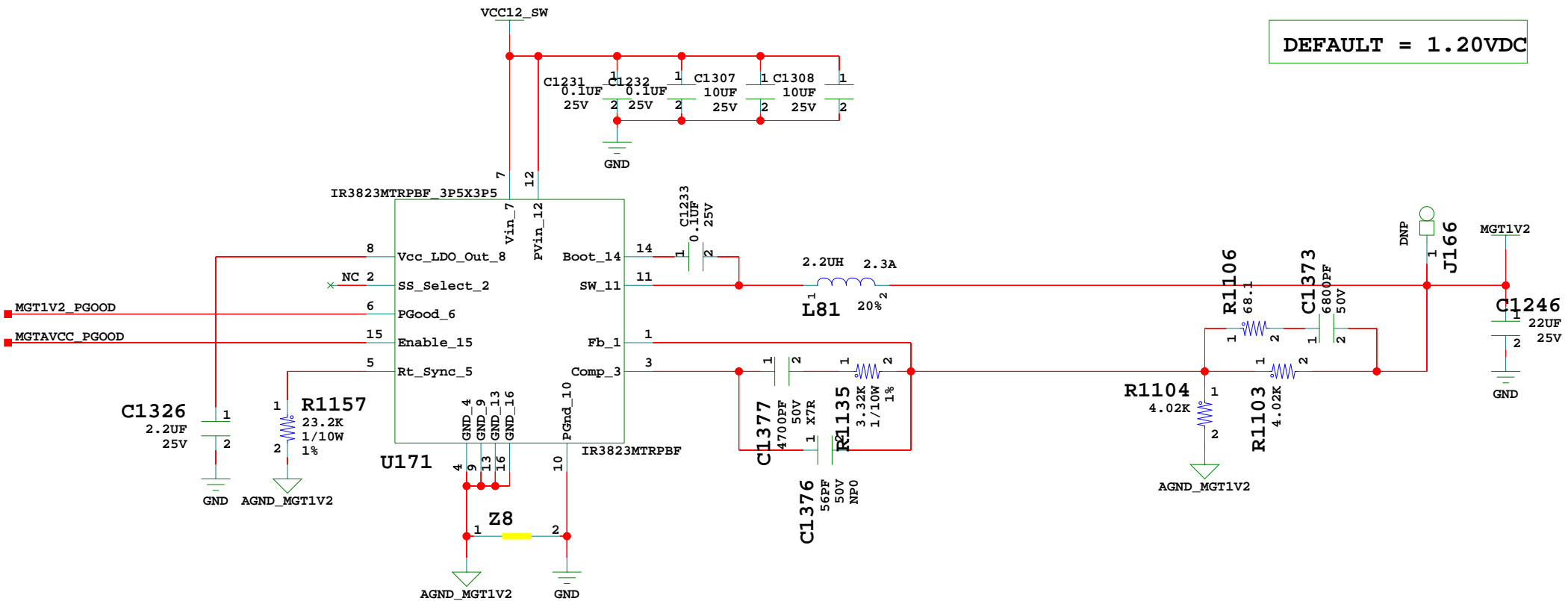




These VALUES need to change for 0.9V
and voltage sense line needs to be identified

DN update 8-11-17 per Rick L
VCCINT_VCU 3A Regulator

TITLE: VCCINT_VCU 3A Regulator SCHEM, ROHS COMPLIANT HW-Z1-ZCU104_REV1_0	
ASSY P/N: 0432057 PCB P/N: 1280961 SCH P/N: 0381794 TEST P/N: TSS0189	
DATE: 01/26/2018:14:17	VER: 1.0
SHEET SIZE: B	REV: 01
SHEET 51 OF 58	DRAWN BY: BF

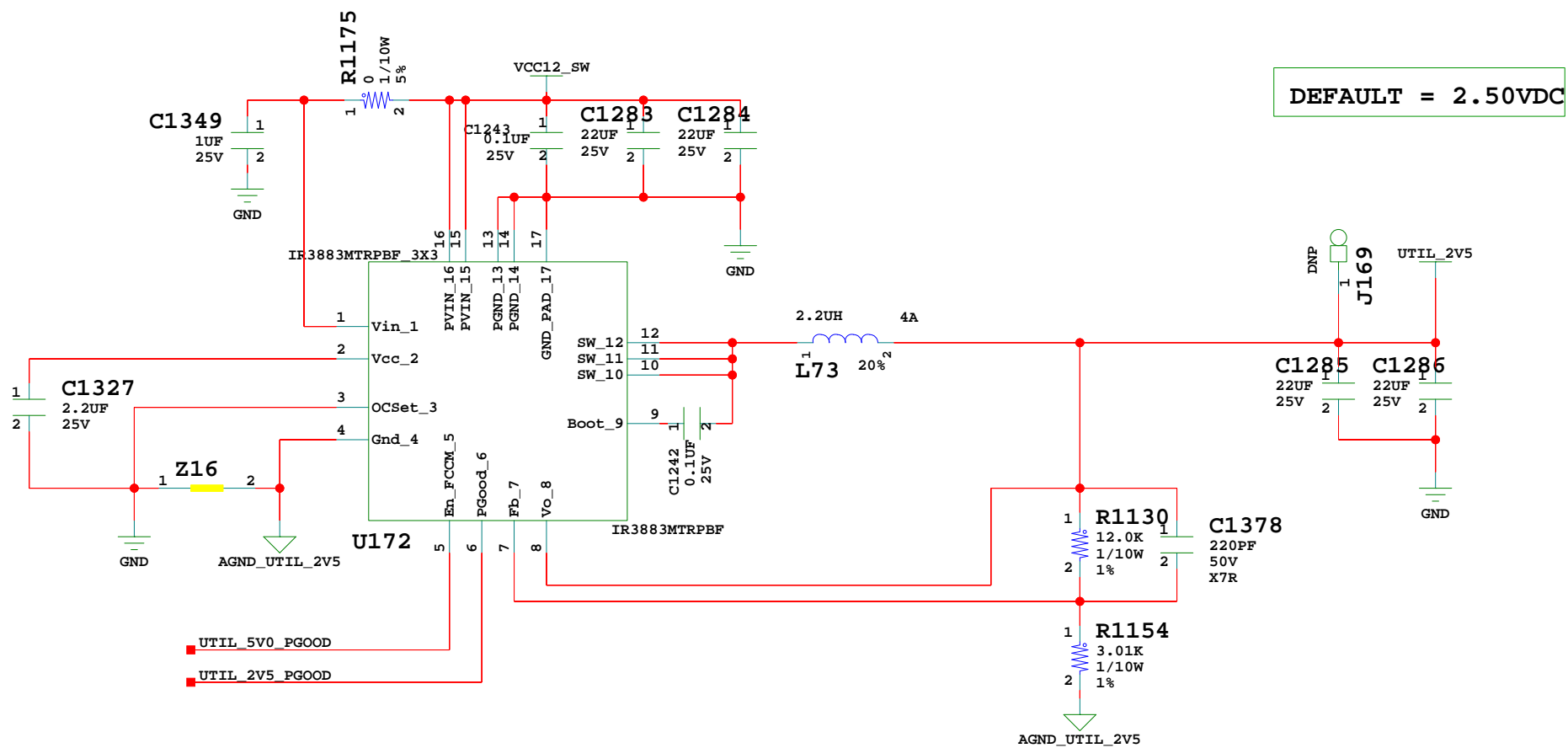


MGT1V2 1A Regulator

TITLE: MGT1V2 1A Regulator		ASSY P/N: 0432057	
SCHEM, ROHS COMPLIANT		PCB P/N: 1280961	
HW-Z1-ZCU104_REV1_0		SCH P/N: 0381794	
		TEST P/N: TSS0189	
DATE: 01/26/2018:14:16		VER:	1.0
SHEET SIZE: B		REV:	01
SHEET	53	OF	58
		DRAWN BY:	BF

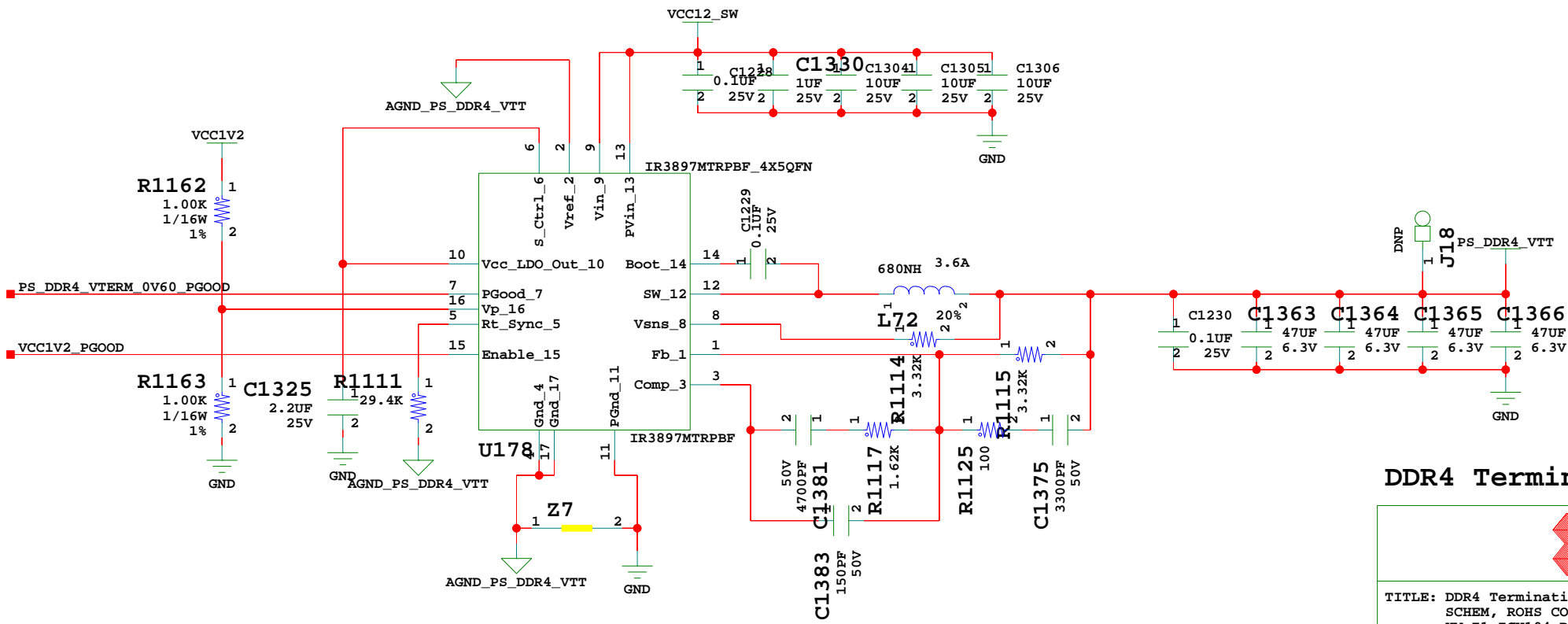
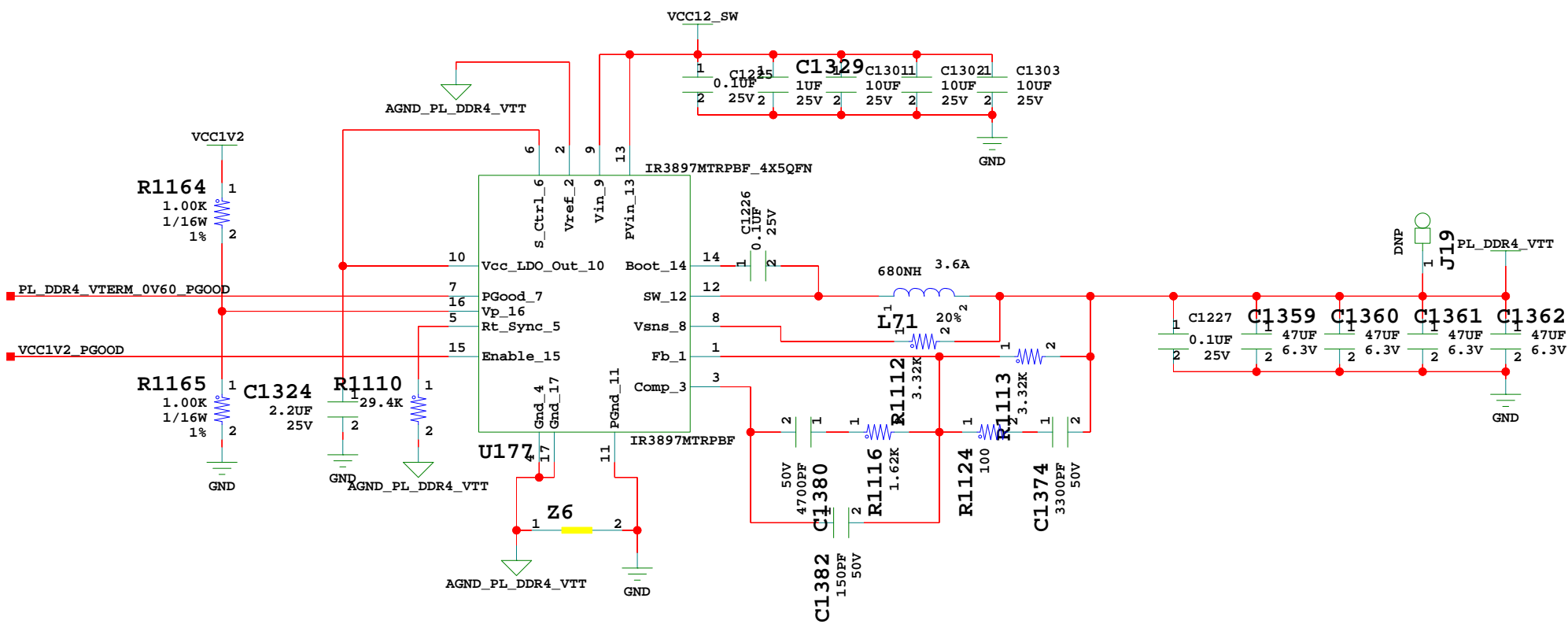


DATE: 01/26/2018:14:16	VER: 1.0
SHEET SIZE: B	REV: 01
SHEET 54 OF 58	DRAWN BY: BF




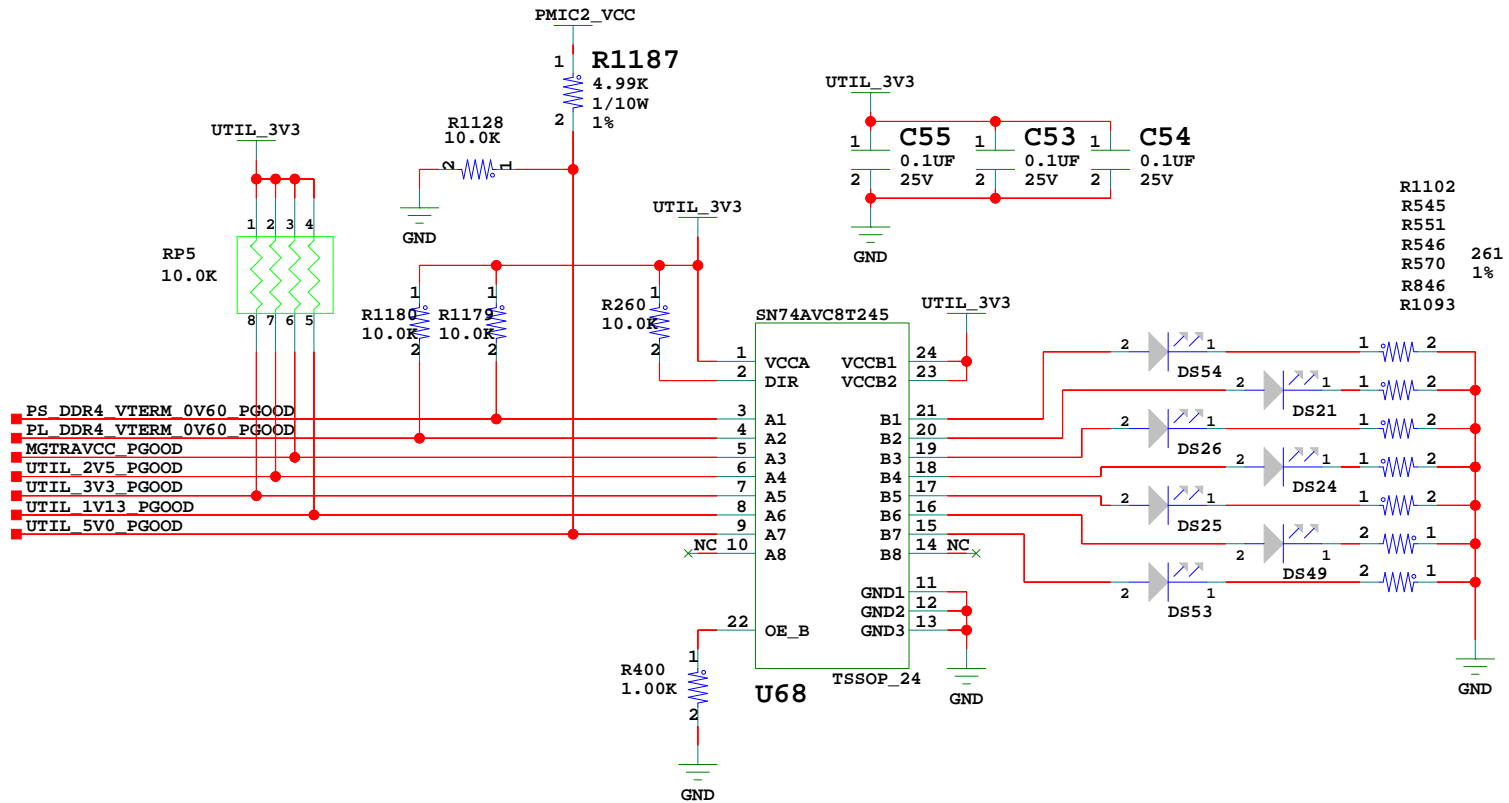
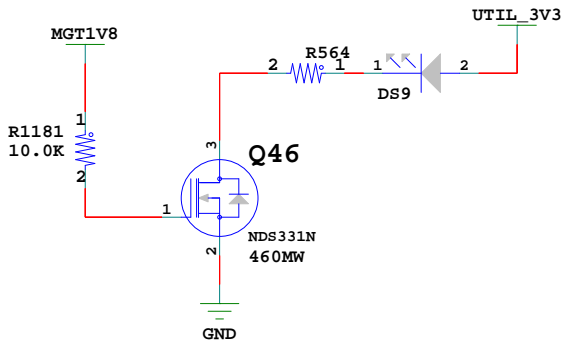
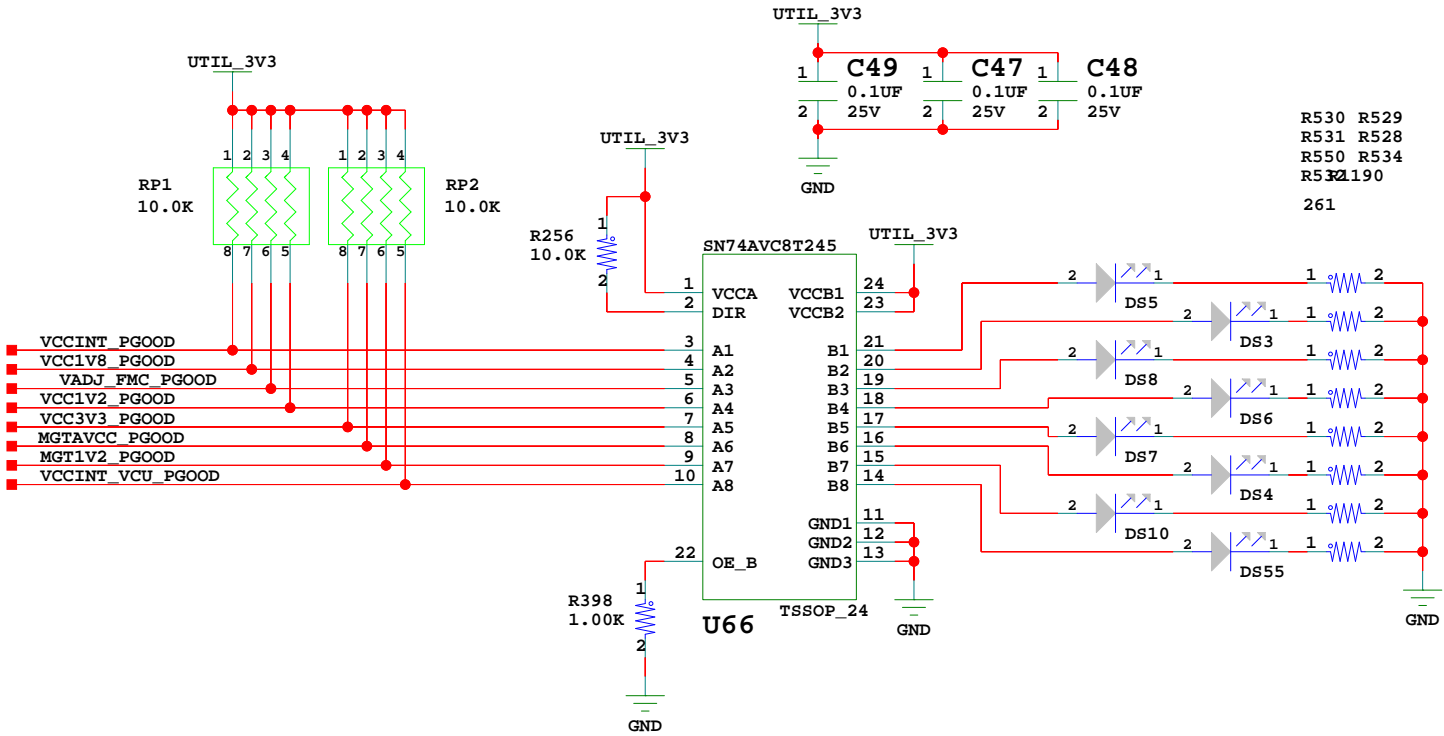
UTIL_2V5 2A Regulator

TITLE: UTIL_2V5 2A Regulator SCHEM, ROHS COMPLIANT HW-Z1-ZCU104_REV1_0	
ASSY P/N: 0432057 PCB P/N: 1280961 SCH P/N: 0381794 TEST P/N: TSS0189	
DATE: 01/26/2018:14:17	VER: 1.0
SHEET SIZE: B	REV: 01
SHEET 55 OF 58	DRAWN BY: BF




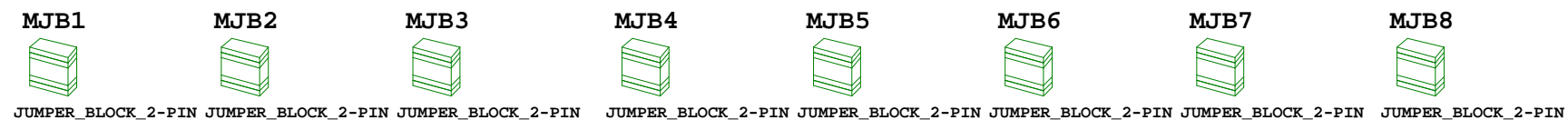
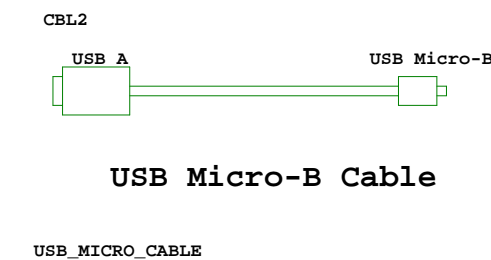
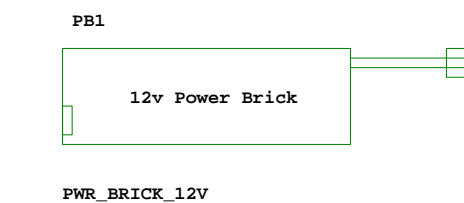
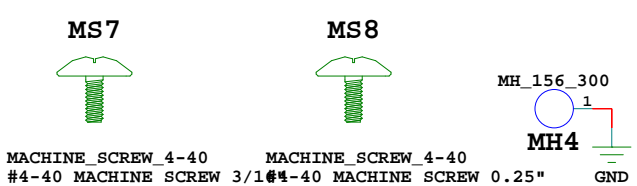
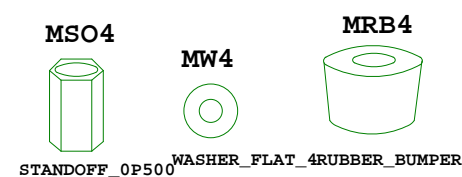
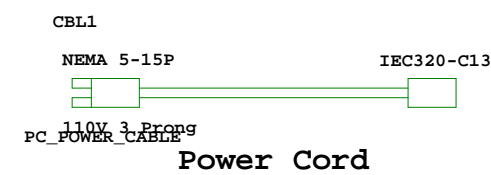
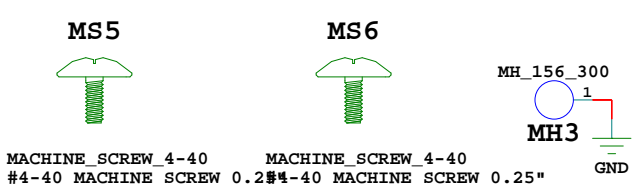
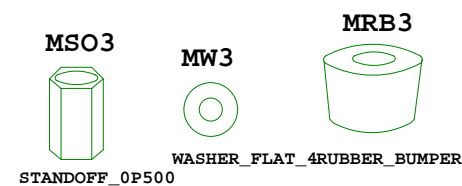
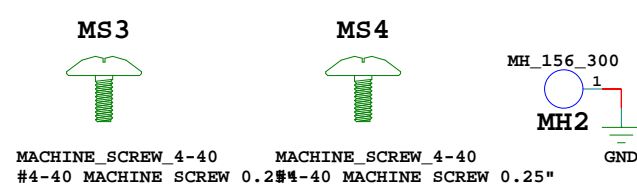
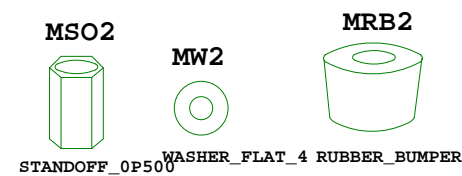
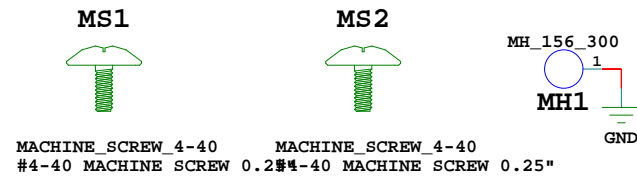
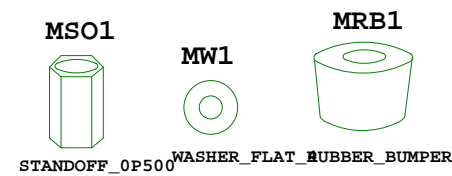
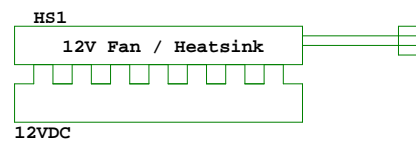
DDR4 Termination Supplies

	
TITLE: DDR4 Termination Supplies SCHEM, ROHS COMPLIANT HW-Z1-ZCU104_REV1_0	
ASSY P/N: 0432057 PCB P/N: 1280961 SCH P/N: 0381794 TEST P/N: TSS0189	
DATE: 01/26/2018:14:21	VER: 1.0
SHEET SIZE: B	REV: 01
SHEET 56 OF 58	DRAWN BY: BF



Power Status LEDs

	
TITLE: Power Status LEDs SCHEM, ROHS COMPLIANT HW-Z1-ZCU104_REV1_0	
DATE: 01/26/2018:14:16	VER: 1.0
SHEET SIZE: B	REV: 01
SHEET 57 OF 58	DRAWN BY: BF



Mechanical Components



TITLE: Mechanical Components
SCHEM, ROHS COMPLIANT
HW-Z1-ZCU104_REV1_0

ASSY P/N: 0432057
PCB P/N: 1280961
SCH P/N: 0381794
TEST P/N: TSS0189

DATE: 01/26/2018:14:16

VER:	1.0
------	-----

SHEET SIZE: B

REV:	01
------	----

SHEET 58 OF 58

DRAWN BY: BF