

Observation of charge–parity symmetry breaking in baryon decays

<https://doi.org/10.1038/s41586-025-09119-3>

LHCb Collaboration*

Received: 11 March 2025

Accepted: 8 May 2025

Published online: 16 July 2025

Open access

 Check for updates

The Standard Model of particle physics—the theory of particles and interactions at the smallest scale—predicts that matter and antimatter interact differently due to violation of the combined symmetry of charge conjugation (C) and parity (P). Charge conjugation transforms particles into their antimatter particles, whereas the parity transformation inverts spatial coordinates. This prediction applies to both mesons, which consist of a quark and an antiquark, and baryons, which are composed of three quarks. However, despite having been discovered in various meson decays, CP violation has yet to be observed in baryons, the type of matter that makes up the observable Universe. Here we report a study of the decay of the beauty baryon Λ_0^b to the $pK^+\pi^-$ final state, which proceeds through $b \rightarrow u$ or $b \rightarrow s$ quark-level transitions, and its CP-conjugated process, using data collected by the Large Hadron Collider beauty experiment¹ at the European Organization for Nuclear Research (CERN). The results reveal significant asymmetries between the decay rates of the Λ_0^b baryon and its CP-conjugated antibaryon, providing, to our knowledge, the first observation of CP violation in baryon decays and demonstrating the different behaviours of baryons and antibaryons. In the Standard Model, CP violation arises from the Cabibbo–Kobayashi–Maskawa mechanism², and new forces or particles beyond the Standard Model could provide further contributions. This discovery opens a new path in the search for physics beyond the Standard Model.

In 1928, Dirac proposed a theory of electron motion that predicted the existence of the positron, the antimatter counterpart to the electron³. Since then, all antimatter partners of known elementary particles and those of composite particles made of quarks (referred to as hadrons) have been discovered in accelerator-based experiments or cosmic rays^{4,5}. Astronomical observations indicate that other stars and planets in the Universe are composed of the same type of matter that constitutes the Solar System, namely protons and neutrons forming nuclei that are orbited by electrons, whereas the amount of antimatter particles is negligible⁶.

According to cosmological models, matter and antimatter were created in equal amounts at the Big Bang⁶. Then matter and antimatter mostly annihilated in pairs as the Universe cooled down, with a tiny fraction of matter remaining. The dominance of matter requires the violation of both charge conjugation (C) symmetry and charge conjugation and parity symmetry (CP symmetry) in conjunction with other conditions, as proposed by Sakharov in 1967 (ref. 7). Experimentally, it was established in 1957–1958 that the weak force breaks both parity (P) and C symmetries^{8,9}. The violation of the combined CP symmetry was first observed in strange-meson decays in 1964 (ref. 10). This phenomenon was later also observed in beauty-meson decays in 2001 (refs. 11,12) and in charm-meson decays in 2019 (ref. 13). Here, strange, charm and beauty refer to the flavours of the constituent quarks.

Quark dynamics are described by the Standard Model of particle physics. CP violation arises from the Cabibbo–Kobayashi–Maskawa (CKM) mechanism². The CKM mechanism uses a complex 3×3 matrix

to describe how quarks of different generations mix under the weak interaction, which is mediated by the exchange of W^\pm bosons. The structure of this mixing is ultimately linked to the Higgs mechanism, which gives rise to the masses of fundamental particles, including the quarks. The matrix contains a non-zero phase parameter, which provides the only known source of CP symmetry breaking. In general, the CKM mechanism is very successful in describing experimental data for CP asymmetries and decay rates¹⁴. However, the amount of matter–antimatter asymmetry explained by the CKM mechanism is vastly smaller than what astronomical observations indicate, presenting an important challenge to the Standard Model and hinting at the presence of further sources of CP violation¹⁵. Continuing explorations of CP violation may open new avenues for the discovery of physics beyond the Standard Model.

The lack of observed CP violation in baryons, the predominant form of matter in the visible Universe, remains a puzzle. Similar levels of CP violation in meson and baryon decays are expected due to identical quark-level transitions. Yet, CP violation has so far been detected only in mesons. This discrepancy is especially pronounced in beauty-baryon decays, where large CP asymmetries are anticipated, as seen for beauty mesons. For instance, the beauty-meson decay $B_s^0 \rightarrow K^-\pi^+$ shows a $(23.6 \pm 1.7)\%$ CP asymmetry^{16,17}, whereas the corresponding baryon decays $\Lambda_b^0 \rightarrow p h^-$, where h denotes a K or π meson, exhibit no such asymmetry with 0.7% precision¹⁸. Similarly, three-body beauty-meson decays, such as $B^+ \rightarrow \pi^+\pi^-\pi^+$, display CP asymmetries of up to 75% (ref. 19), whereas no significant CP violation has been observed

*A list of authors and their affiliations appears at the end of the paper. ✉e-mail: xueting.yang@cern.ch

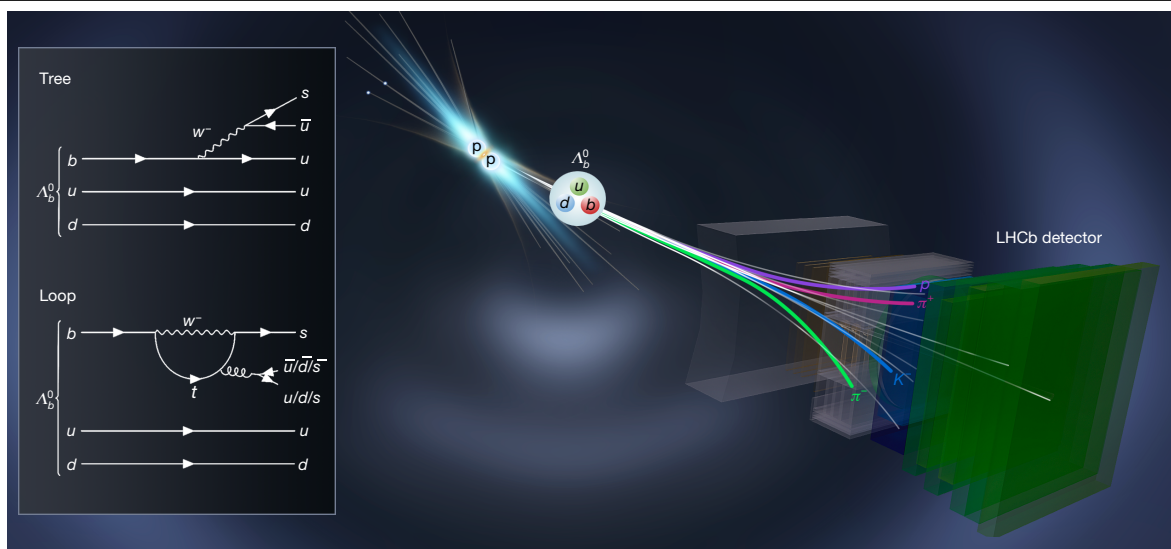


Fig. 1 | Illustration of Λ_b^0 production in a pp collision and decay into the $pK^+\pi^-\pi^-$ final state. The two inset diagrams on the left illustrate the fundamental tree-type and loop-type quark-level processes that mediate the $\Lambda_b^0 \rightarrow pK^+\pi^-\pi^-$ decay. The quarks in these processes eventually form p, K^+, π^-

and π^- particles, combined with further $u\bar{u}$ and $d\bar{d}$ quark pairs created from the vacuum. The final states may also arise through intermediate hadronic resonances. The resulting hadrons were directly detected by the LHCb detector.

in beauty-baryon decays^{20,21}. The $\Lambda_b^0 \rightarrow \Lambda K^+ K^-$ decay exhibits a hint of CP asymmetries below 20% with a significance of 3.1 standard deviations, requiring further confirmation²². No CP violation has been observed in strange and charm baryon decays nor in unflavoured baryon decays.

In this work, we report, to our knowledge, the first observation of CP violation in baryon decays, specifically in the decay of the Λ_b^0 baryon to a proton, a kaon and a pair of oppositely charged pions, represented as $\Lambda_b^0 \rightarrow pK^+\pi^-\pi^-$. This decay proceeds through $b \rightarrow u$ or $b \rightarrow s$ quark-level transitions, and the measured final-state particles include contributions from various possible intermediate hadronic resonances. In the following, CP-conjugated particles or decays are included if not otherwise specified. The constituents of the Λ_b^0 baryon are like those of the proton (made of uud quarks), with one of the u quarks replaced by a b quark. The amount of CP violation in Λ_b^0 decays is quantified by the asymmetry, \mathcal{A}_{CP} , defined as the relative difference between the rates Γ of the Λ_b^0 decay and the CP-conjugated $\bar{\Lambda}_b^0$ decay,

$$\mathcal{A}_{\text{CP}} \equiv \frac{\Gamma(\Lambda_b^0 \rightarrow pK^+\pi^-\pi^-) - \Gamma(\bar{\Lambda}_b^0 \rightarrow \bar{p}K^+\pi^-\pi^-)}{\Gamma(\Lambda_b^0 \rightarrow pK^+\pi^-\pi^-) + \Gamma(\bar{\Lambda}_b^0 \rightarrow \bar{p}K^+\pi^-\pi^-)}. \quad (1)$$

Our experimental procedures are detailed in Methods.

According to the Standard Model, this asymmetry arises from the interference between the ‘tree’ and ‘loop’ quark-level amplitudes²³ of the Λ_b^0 baryon decay, which is mediated by the weak interaction, as illustrated by the Feynman diagrams in Fig. 1. These two complex amplitudes²⁴ are associated with phases (referred to as weak phases) derived from the products of CKM matrix elements $V_{ub}V_{us}^*$ and $V_{tb}V_{ts}^*$. The difference in the weak phases between the two amplitudes plays a crucial role in CP violation. Additionally, strong interactions between quarks can introduce a possible strong-phase difference between the two amplitudes. The weak phases change sign from Λ_b^0 to $\bar{\Lambda}_b^0$ decays, whereas the strong phases are the same. For a sizeable CP violation to occur, the two amplitudes must have similar magnitudes and substantial differences in both weak and strong phases. However, although the weak phases are defined by the CKM mechanism, the strong phases and magnitudes of the amplitudes depend on the process and are challenging to calculate due to low-energy strong-interaction effects²⁵. Studies of multibody B -meson decays indicate that interactions among

final-state particles in the decay can significantly enhance the strong phase^{26–28}. The $\Lambda_b^0 \rightarrow pK^+\pi^-\pi^-$ decay can proceed through a rich spectrum of hadrons, such as excited nucleons decaying to the $p\pi^+\pi^-$ final state, which may create the necessary conditions for the manifestation of significant CP asymmetries²⁹. Moreover, the size of the CP asymmetry may vary across the phase space³⁰, which is defined in terms of two-body and three-body masses of the final states, thus allowing enlarged effects to be observed by selecting regions with appropriate contributions from hadronic resonances.

The CP asymmetry in the Λ_b^0 decay, as defined in equation (1), was inferred through the yield asymmetry between the numbers (N) of observed $\Lambda_b^0 \rightarrow pK^+\pi^-\pi^-$ and $\bar{\Lambda}_b^0 \rightarrow \bar{p}K^+\pi^-\pi^-$ decays, defined as

$$\mathcal{A}_N \equiv \frac{N(\Lambda_b^0 \rightarrow pK^+\pi^-\pi^-) - N(\bar{\Lambda}_b^0 \rightarrow \bar{p}K^+\pi^-\pi^-)}{N(\Lambda_b^0 \rightarrow pK^+\pi^-\pi^-) + N(\bar{\Lambda}_b^0 \rightarrow \bar{p}K^+\pi^-\pi^-)}. \quad (2)$$

As depicted in Fig. 1, the Λ_b^0 and $\bar{\Lambda}_b^0$ baryons in this study were produced from 2011 to 2018 in high-energy proton–proton (pp) collisions provided by the Large Hadron Collider (LHC) at CERN. The total integrated luminosity of the data was about 9 fb^{-1} . Beauty baryons from pp collisions then decay into final-state particles, which are detected by the LHCb detector. The LHCb experiment was designed to study CP violation in particles containing b or c quarks. Detailed descriptions of the LHCb detector and its performance can be found in refs. 1,31.

Events were selected to reduce the background, primarily arising from random combinations of final-state particles. More details on event selection can be found in Methods. Because of its relatively long lifetime, the Λ_b^0 baryon travels a measurable distance before decaying, resulting in a decay vertex displaced from the pp collision point. The final-state particles of the signal decay have a relatively high transverse momentum (the component of the momentum transverse to the beam direction, reflecting the large Λ_b^0 mass). These characteristics were exploited to suppress the background due to random combinations of p, K^+, π^- and π^- particles through a machine-learning technique implemented with a boosted-decision-tree classifier^{32,33}. A background involving misidentified particles, such as the $\Lambda_b^0 \rightarrow p\pi^-\pi^+\pi^-$ decay, where a π^- candidate is reconstructed as a K^- , was mitigated using particle identification (PID) information.

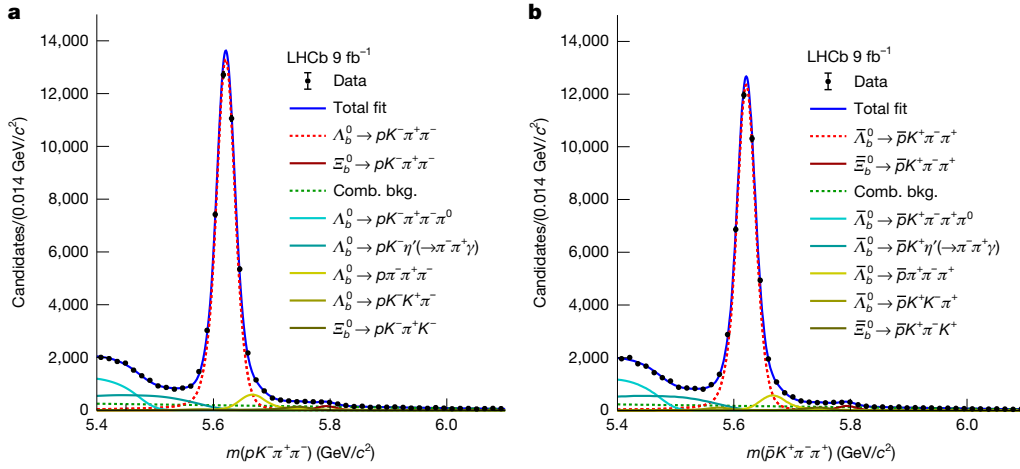


Fig. 2 | Mass distributions together with the fitted projections. a, b Mass distributions for the signal channel: $\Lambda_b^0 \rightarrow pK^-\pi^+\pi^-$ (a) and $\bar{\Lambda}_b^0 \rightarrow \bar{p}K^+\pi^-\pi^+$ (b). The different components used in the fit are described in detail in Methods

The mass distributions of Λ_b^0 and $\bar{\Lambda}_b^0$ candidates, $m(pK^-\pi^+\pi^-)$ and $m(\bar{p}K^+\pi^-\pi^+)$, are displayed in Fig. 2. There are prominent peaks corresponding to the Λ_b^0 and $\bar{\Lambda}_b^0$ signal decays, along with remaining background components including the $\Xi_b^0 \rightarrow pK^-\pi^+\pi^-$ decay, random combinations of final-state particles, partially reconstructed Λ_b^0 decays and those involving misidentified particles. We performed extended unbinned maximum-likelihood fits to the mass spectra to extract the signal yields. In these fits, all identified contributions were modelled using empirical functions or distributions based on simulations, with the distribution for each component assumed to be identical for baryon and antibaryon decays. The yields were determined to be $N(\Lambda_b^0 \rightarrow pK^-\pi^+\pi^-) = (4.184 \pm 0.025) \times 10^4$ and $N(\bar{\Lambda}_b^0 \rightarrow \bar{p}K^+\pi^-\pi^+) = (3.885 \pm 0.023) \times 10^4$, giving a yield asymmetry of $\mathcal{A}_N = (3.71 \pm 0.39)\%$.

The measured yield asymmetry \mathcal{A}_N differs from the CP asymmetry \mathcal{A}_{CP} due to several biasing effects. First, due to the non-zero net baryon quantum number in pp collisions, the production cross section of the Λ_b^0 baryon is slightly higher than that of the $\bar{\Lambda}_b^0$ baryon³⁴, resulting in a production asymmetry. Second, because particles and antiparticles behave differently when they interact with the detector material, which is made of matter rather than antimatter, a small detection asymmetry arises. These effects, collectively referred to as nuisance asymmetries, were measured to be around 1%, depending on the momenta of the beauty baryon or the final-state particles, and had to be subtracted from \mathcal{A}_N .

The decay $\Lambda_b^0 \rightarrow \Lambda_c^+ \pi^-$ with $\Lambda_c^+ \rightarrow pK^+\pi^-$ was used as the control channel when subtracting the nuisance asymmetries. It proceeds through a single dominant quark-level process. Therefore, CP violation was not expected. Consequently, the yield asymmetry in the control channel was primarily due to the nuisance asymmetries, measured as $\mathcal{A}_N = (1.25 \pm 0.23)\%$. Mass distributions for the control channel are shown in Extended Data Fig. 1. The difference between nuisance asymmetries in the signal channel and the control channel was measured to be 0.01%, demonstrating the effective cancellation between the two decays. Details of the measurement of nuisance asymmetries are given in Methods.

The CP asymmetry of the signal decay was obtained from its yield asymmetry by subtracting the control-channel yield asymmetry and the difference in nuisance asymmetries, leading to the measurement:

$$\mathcal{A}_{CP} = (2.45 \pm 0.46 \pm 0.10)\%.$$

The first uncertainty arises from the sample sizes of both the signal and control channels, whereas the second is due to nuisance

and listed in the legend. The area under a curve represents the yield of the corresponding component. Comb. bkg., combinatorial background.

asymmetries and the choice of mass-fitting models for Λ_b^0 and $\bar{\Lambda}_b^0$. This CP asymmetry differs from zero by 5.2 standard deviations, marking the observation of CP violation. The robustness of the measurement was confirmed across different data collection periods, LHCb magnetic-field configurations, which affect the trajectory of charged particles, various event-selection scenarios, different momentum intervals for beauty baryons, among other factors. The results are consistent across the different subsamples and align with previous measurements that used a fraction of the data and different event selections³⁵.

The $\Lambda_b^0 \rightarrow pK^-\pi^+\pi^-$ decay occurred primarily through hadronic resonances that decayed into two or three final-state particles. Identified hadronic resonances include excited baryons in the pK^- , $p\pi^+$, $p\pi^-$ or $p\pi^+\pi^-$ mass spectra, denoted as $R(pK^-)$, $R(p\pi^+)$, $R(p\pi^-)$ and $R(p\pi^+\pi^-)$, respectively. Additionally, excited strange mesons, $R(K^-\pi^+)$ and $R(K^-\pi^-)$, and light unflavoured mesons, $R(\pi^+\pi^-)$, were also observed. The production mechanisms for these resonances are complicated, and the associated strong phases and relative strengths of the tree and loop amplitudes are expected to vary among resonances. This variability led to differences in the CP asymmetry across the final-state phase space of the beauty-baryon decay. The global CP asymmetry reported above represents a measurement averaged over the entire phase space. To investigate the resonance contributions to the global CP violation, our analysis was performed across regions of the Λ_b^0 decay phase space, chosen based on their resonance compositions. Among the different possible resonance topologies, four made notable contributions to the Λ_b^0 decay and were selected for further measurements. Data corresponding to these decays were chosen according to relevant two-body or three-body masses. The local CP asymmetries between

Table 1 | Measurements of CP asymmetries in four phase-space regions

Decay topology	Mass region (GeV/c ²)	\mathcal{A}_{CP}
$\Lambda_b^0 \rightarrow R(pK^-)R(\pi^+\pi^-)$	$m_{pK^-} < 2.2$	$(5.3 \pm 1.3 \pm 0.2)\%$
	$m_{\pi^+\pi^-} < 1.1$	
$\Lambda_b^0 \rightarrow R(p\pi^-)R(K^-\pi^+)$	$m_{p\pi^-} < 1.7$	$(2.7 \pm 0.8 \pm 0.1)\%$
	$0.8 < m_{\pi^+K^-} < 1.0$	
	or $1.1 < m_{\pi^+K^-} < 1.6$	
$\Lambda_b^0 \rightarrow R(p\pi^+\pi^-)K^-$	$m_{p\pi^+\pi^-} < 2.7$	$(5.4 \pm 0.9 \pm 0.1)\%$
$\Lambda_b^0 \rightarrow R(K^-\pi^+\pi^-)p$	$m_{K^-\pi^+\pi^-} < 2.0$	$(2.0 \pm 1.2 \pm 0.3)\%$

The regions were selected using two-body or three-body masses.

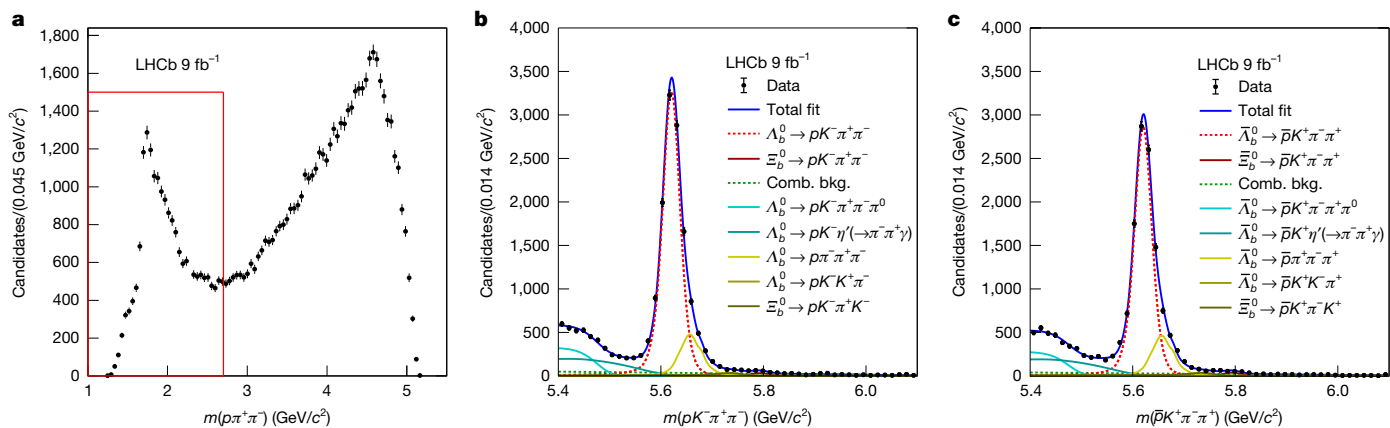


Fig. 3 | Mass distributions in the $R(p\pi^+\pi^-)$ resonance phase space.

a, Distribution of the $p\pi^+\pi^-$ mass including both Λ_b^0 and $\bar{\Lambda}_b^0$ candidates. The low-mass structure corresponds to excited nucleon resonances decaying to the $p\pi^+\pi^-$ final state, whereas the broad structure at higher masses arises from

other decay processes of the Λ_b^0 baryon. **b,c**, Mass distributions of candidates within the region delimited by the red box in **a** are shown for $\Lambda_b^0 \rightarrow pK^+\pi^-\pi^-$ (**b**) and $\bar{\Lambda}_b^0 \rightarrow \bar{p}K^+\pi^-\pi^-$ (**c**) decays, together with the fitted projections and individual components.

Λ_b^0 and $\bar{\Lambda}_b^0$ decays in these regions were obtained like the global \mathcal{A}_{CP} measurement.

A summary of the local phase-space decay topologies, selections and CP asymmetries is provided in Table 1. The CP asymmetry was most significant for the $\Lambda_b^0 \rightarrow R(p\pi^+\pi^-)K^-$ decay, with $\mathcal{A}_{CP} = (5.4 \pm 0.9 \pm 0.1)\%$, differing from zero by 6.0 standard deviations. The mass distributions for the $p\pi^+\pi^-$ system and the corresponding Λ_b^0 and $\bar{\Lambda}_b^0$ baryons are shown in Fig. 3 for $\Lambda_b^0 \rightarrow R(p\pi^+\pi^-)K^-$ decays. Mass distributions for other two-body or three-body systems, along with their corresponding Λ_b^0 and $\bar{\Lambda}_b^0$ baryons, are shown in Extended Data Figs. 2 and 3. The second most significant CP asymmetry was observed for the $\Lambda_b^0 \rightarrow R(pK^-)R(\pi^+\pi^-)$ decay, with $\mathcal{A}_{CP} = (5.3 \pm 1.3 \pm 0.2)\%$. The CP asymmetries for the other two decay topologies were not significant.

The CP asymmetry depends on decay topologies, so that the relative magnitudes or strong phases of the tree and loop amplitudes vary across the phase space. In general, the complicated hadronic effects pose important challenges for predicting CP asymmetries within the Standard Model. Various approaches have been proposed, such as using a model-independent investigation of angular distributions³⁶ or using scattering data to extract the hadronic amplitude²⁹. An estimate of the CP asymmetry in $\Lambda_b^0 \rightarrow R(p\pi^+\pi^-)K^-$ decays made by applying this method using π -nucleon scattering data³⁷ aligns with the measurement in this work²⁹.

Each decay topology receives several resonant or non-resonant contributions that often overlap and interfere with each other. The intrinsic CP asymmetry can vary in magnitude and can even change sign between different contributions. As a result, the CP asymmetries reported here represent values averaged over the phase space. An investigation of the amplitude structure of this decay is left for future studies.

In summary, this Article presents, to our knowledge, the first observation of CP violation in baryon decays based on extensive samples of $\Lambda_b^0 \rightarrow pK^+\pi^-\pi^-$ and $\bar{\Lambda}_b^0 \rightarrow \bar{p}K^+\pi^-\pi^-$ decays collected with the LHCb detector. The measured CP asymmetry, $\mathcal{A}_{CP} = (2.45 \pm 0.46 \pm 0.10)\%$, with a significance of 5.2 standard deviations, reveals a difference in behaviour between baryonic matter and antimatter. We investigated various phase-space regions to better understand the source of the observed CP violation. In particular, the CP asymmetry was most pronounced in the region dominated by the resonant decays $\Lambda_b^0 \rightarrow R(p\pi^+\pi^-)K^-$, where it was measured to be $\mathcal{A}_{CP} = (5.4 \pm 0.9 \pm 0.1)\%$, which differs from zero by 6.0 standard deviations. This discovery strongly indicates that specific intermediate resonances play a key role in generating CP violation in Λ_b^0 decays. Furthermore, the generally small CP asymmetries in beauty-baryon decays imply that the dynamics in baryon decays are more complicated than in meson decays.

For instance, the CP asymmetries for various angular-momentum amplitudes of the same resonance may cancel³⁸. This discovery of baryon decay asymmetry paves the way for further theoretical and experimental investigations into the nature of CP violation in baryon decays, potentially offering new constraints on scenarios beyond the Standard Model.

Online content

Any methods, additional references, Nature Portfolio reporting summaries, source data, extended data, supplementary information, acknowledgements, peer review information; details of author contributions and competing interests; and statements of data and code availability are available at <https://doi.org/10.1038/s41586-025-09119-3>.

1. LHCb Collaboration. The LHCb detector at the LHC. *J. Instrum.* **3**, S08005 (2008).
2. Kobayashi, M. & Maskawa, T. CP-violation in the renormalizable theory of weak interaction. *Prog. Theor. Phys.* **49**, 652 (1973).
3. Dirac, P. A. M. The quantum theory of the electron. *Proc. R. Soc. A* **117**, 610 (1928).
4. Anderson, C. D. The positive electron. *Phys. Rev.* **43**, 491 (1933).
5. Chamberlain, O., Segrè, E., Wiegand, C. & Ypsilantis, T. Observation of antiprotons. *Phys. Rev.* **100**, 947 (1955).
6. Planck Collaboration. Planck 2018 results. VI. Cosmological parameters. *Astron. Astrophys.* **641**, A6 (2020). Erratum **652** C4 (2021).
7. Sakharov, A. D. Violation of CP invariance, C asymmetry, and baryon asymmetry of the Universe. *Pisma Zh. Eksp. Teor. Fiz.* **5**, 32 (1967).
8. Lee, T. D. & Yang, C. N. Question of parity conservation in weak interactions. *Phys. Rev.* **104**, 254 (1956).
9. Wu, C. S. et al. Experimental test of parity conservation in β decay. *Phys. Rev.* **105**, 1413 (1957).
10. Christenson, J. H., Cronin, J. W., Fitch, V. L. & Turlay, R. Evidence for the 2π decay of the K_S^0 meson. *Phys. Rev. Lett.* **13**, 138 (1964).
11. BaBar Collaboration. Observation of CP violation in the B^0 meson system. *Phys. Rev. Lett.* **87**, 091801 (2001).
12. Belle Collaboration. Observation of large CP violation in the neutral B meson system. *Phys. Rev. Lett.* **87**, 091802 (2001).
13. LHCb Collaboration. Observation of CP violation in charm decays. *Phys. Rev. Lett.* **122**, 211803 (2019).
14. Heavy Flavor Averaging Group. Averages of b -hadron, c -hadron, and τ -lepton properties as of 2021. *Phys. Rev. D* **107**, 052008 (2023).
15. Dine, M. & Kusenko, A. Origin of the matter-antimatter asymmetry. *Rev. Mod. Phys.* **76**, 1 (2003).
16. LHCb Collaboration. First observation of CP violation in the decays of B_s^0 mesons. *Phys. Rev. Lett.* **110**, 221601 (2013).
17. LHCb Collaboration. Observation of CP violation in two-body $B_{(s)}^0$ -meson decays to charged pions and kaons. *J. High Energy Phys.* **03**, 075 (2021).
18. LHCb collaboration et al. Measurement of CP asymmetries in $\Lambda_b^0 \rightarrow p h^-$ decays. *Phys. Rev. D* **111**, 092004 (2025).
19. LHCb Collaboration. Direct CP violation in charmless three-body decays of B^+ mesons. *Phys. Rev. D* **108**, 012008 (2023).
20. LHCb Collaboration. Searches for Λ_b^0 and $\bar{\Lambda}_b^0$ decays to Λ_b^0 and $\bar{\Lambda}_b^0$ final states with first observation of the Λ_b^0 decay. *J. High Energy Phys.* **04**, 087 (2014).
21. LHCb Collaboration. Search for CP violation in $\Xi_b^- \rightarrow p K^- K^-$ decays. *Phys. Rev. D* **104**, 052010 (2021).

22. LHCb Collaboration. Study of Λ_b^0 and Λ_b^0 decays to Λ_b^0 and evidence for CP violation in Λ_b^0 . *Phys. Rev. Lett.* **134**, 101802 (2024).
23. Bander, M., Silverman, D. & Soni, A. CP noninvariance in the decays of heavy charged quark systems. *Phys. Rev. Lett.* **43**, 242 (1979).
24. Ellis, J. R., Gaillard, M. K., Nanopoulos, D. V. & Rudaz, S. The phenomenology of the next left-handed quarks. *Nucl. Phys. B* **131**, 285 (1977). Erratum **04**, 142 (2020).
25. Beneke, M., Buchalla, G., Neubert, M. & Sachrajda, C. T. QCD factorization for $B \rightarrow \pi\pi$ decays: strong phases and CP violation in the heavy quark limit. *Phys. Rev. Lett.* **83**, 1914 (1999).
26. LHCb Collaboration. Amplitude analysis of $B^- \rightarrow \pi^+ K^- K^-$ decays. *Phys. Rev. Lett.* **123**, 231802 (2019).
27. LHCb Collaboration. Observation of several sources of CP violation in $B^- \rightarrow \pi^+ \pi^- \pi^-$ decays. *Phys. Rev. Lett.* **124**, 031801 (2020).
28. LHCb Collaboration. Amplitude analysis of the $B^- \rightarrow \pi^+ \pi^- \pi^-$ decay. *Phys. Rev. D* **101**, 012006 (2020).
29. Wang, J.-P. & Yu, F.-S. CP violation of baryon decays with $N\pi\pi$ rescatterings. *Chin. Phys. C* **48**, 101002 (2024).
30. Particle Data Group. Review of particle physics. *Phys. Rev. D* **110**, 030001 (2024).
31. LHCb Collaboration. LHCb detector performance. *Int. J. Mod. Phys. A* **30**, 1530022 (2015).
32. Freund, Y. & Schapire, R. E. A decision-theoretic generalization of on-line learning and an application to boosting. *J. Comput. Syst. Sci.* **55**, 119 (1997).
33. Breiman, L., Friedman, J. H., Olshen, R. A. & Stone, C. J. *Classification and Regression Trees* (Wadsworth International Group, 1984).
34. LHCb Collaboration. Observation of a $\Lambda_b^0 \rightarrow \Lambda_b^0$ production asymmetry in proton-proton collisions at $\Lambda_b^0 \rightarrow \Lambda_b^0$ and 8 TeV. *J. High Energy Phys.* **10**, 060 (2021).
35. LHCb Collaboration. Measurement of CP asymmetries in charmless four-body Λ_b^0 and Λ_b^0 decays. *Eur. Phys. J. C* **79**, 745 (2019).
36. Zhang, Z.-H. & Guo, X.-H. A novel strategy for searching for CP violations in the baryon sector. *J. High Energy Phys.* **07**, 177 (2021).
37. Briscoe, W. et al. INS DAC Services. GWDAC <https://gwdac.phys.gwu.edu/> (2024).
38. Han, J.-J. et al. Establishing CP violation in b -baryon decays. *Phys. Rev. Lett.* **134**, 221801 (2025).

Publisher's note Springer Nature remains neutral with regard to jurisdictional claims in published maps and institutional affiliations.



Open Access This article is licensed under a Creative Commons Attribution 4.0 International License, which permits use, sharing, adaptation, distribution and reproduction in any medium or format, as long as you give appropriate credit to the original author(s) and the source, provide a link to the Creative Commons licence, and indicate if changes were made. The images or other third party material in this article are included in the article's Creative Commons licence, unless indicated otherwise in a credit line to the material. If material is not included in the article's Creative Commons licence and your intended use is not permitted by statutory regulation or exceeds the permitted use, you will need to obtain permission directly from the copyright holder. To view a copy of this licence, visit <http://creativecommons.org/licenses/by/4.0/>.

© The Author(s) 2025

LHCb Collaboration

R. Aaij¹, A. S. W. Abdelmotteleb², C. Abellan Beteta³, F. Abudinén², T. Ackernley⁴, A. A. Adefisoye⁵, B. Adeva⁶, M. Adinolfi⁷, P. Adlarson^{8,9}, C. Agapopoulou¹⁰, C. A. Aidala^{5,11}, Z. Ajaltouni¹², S. Akar¹², K. Akiba¹, P. Albicocco¹³, J. Albrecht^{14,15}, F. Alessio¹⁵, M. Alexander⁹, Z. Aliouche¹⁶, P. Alvarez Cartelle¹⁷, R. Amalric¹⁸, S. Amato¹⁹, J. L. Amey⁷, Y. Amhis¹⁰, L. An²⁰, L. Anderlini²¹, M. Andersson³, A. Andreianov¹¹, P. Andreola³, M. Andreotti²², D. Andreou⁵, A. Anelli^{23,28}, D. Ao²⁴, F. Archilli^{25,26}, M. Argenton²², S. Argüedas Cuendis^{15,26}, A. Artamonov¹¹, M. Artuso⁵, E. Aslanides²⁷, R. Ataide Da Silva²⁸, M. Atzeni²⁹, B. Audurier³⁰, D. Bacher³¹, I. Bachiller Perea³², S. Bachmann³³, M. Bachmayer²⁸, J. J. Back², P. Baladron Rodríguez⁶, V. Balaguer³⁴, A. Balboni²², W. Baldini²², L. Balzani¹⁴, H. Bao²⁴, J. Baptista de Souza Leite⁴, C. Barbero Pretel^{5,30}, M. Barbeti³¹, I. R. Barbosa^{19,35}, R. J. Barlow¹⁶, M. Barnyakov³⁶, S. Barsuk¹⁰, W. Barter³⁷, J. Bartz⁵, J. M. Basels³⁸, S. Bashir³⁹, B. Batsukh⁴⁰, P. B. Battista¹⁰, A. Bay²⁰, A. Beck²⁹, M. Becker¹⁴, F. Bedeschi⁴¹, I. B. Bediaga⁴², N. A. Behling¹⁴, S. Belin⁶, K. Belous¹¹, I. Belov⁴³, I. Belyaev⁴⁴, G. Benane²⁷, G. Bencivenni¹³, E. Ben-Haim¹⁸, A. Berezhniov¹¹, R. Bernet³, S. Bernet Andres⁴⁵, A. Bertolin⁴⁶, C. Betancourt³, F. Betti³⁷, J. Bex¹⁷, I. A. Bezshyko³, O. Bezshyko^{10,47}, J. Bhow⁴⁸, M. S. Bieker¹⁴, N. V. Biesuz²², P. Billio¹⁸, A. Biondini¹¹, M. Birch⁴⁹, F. C. R. Bishop³², A. Bitadze¹⁶, A. Bizzeti^{21,50}, T. Blake², F. Blanc²⁸, J. E. Blank¹⁴, S. Blusk⁵, V. Bocharnikov¹¹, J. A. Boelhauve¹⁴, O. Boente Garcia³⁴, T. Boettcher⁵¹, A. Bohare³⁷, A. Boldyreva¹¹, C. S. Bolognani^{15,2}, R. Bolzonella²², R. B. Bonacci⁵³, N. Bondar¹⁵, A. Bordiulis¹⁵, F. Borgato^{15,46}, S. Borghi¹⁶, M. Borsato^{23,88}, J. T. Borsuk^{18,54}, E. Bortolotto⁴, S. A. Bouchiba²⁸, M. Bovill³¹, T. J. V. Bowcock⁴, A. Boyer¹⁵, C. Bozzi²², J. D. Brandenburg^{51,55}, A. Brea Rodríguez²⁸, N. Breuer¹⁴, J. Brodzicka¹⁴, A. Brosa Gonzalo^{6,110}, J. Brown⁴, D. Brundu⁵⁶, E. Buchanan³⁷, L. Buonincontri^{16,90}, M. Burgos Marcos^{15,2}, A. T. Burke¹⁶, C. Burr¹⁵, J. S. Butter¹⁷, J. Buytaert¹⁵, W. Byczynski¹⁵, S. Cadeddu⁵⁶, H. Cai^{57,58}, A. Caillet¹⁸, R. Calabrese^{22,91}, S. Calderon Ramirez²⁶, L. Calefice⁵⁹, S. Cali¹⁵, M. Calvi^{23,88}, M. Calvo Gomez⁴⁵, P. Camargo Magalhães^{42,92}, J. I. Cambon Bouzas⁶, P. Campana¹³, D. H. Campora Perez¹⁵², A. F. Campoverde Quezada²⁴, S. Capelli²³, L. Capriotti²², R. Caravaca-Mora²⁶, A. Carbone^{36,93}, L. Carcedo Salgado⁴⁰, R. Cardinale^{43,93}, A. Cardini⁵⁶, P. Carniti^{23,88}, L. Carus³³, A. Casais Vidal²⁹, R. Caspari³³, G. Casse⁶, M. Cattaneo¹⁵, G. Cavallero^{15,22}, V. Cavallini^{22,91}, S. Celani³³, S. Cesare^{60,94}, A. J. Chadwick⁴, I. Chahrouh⁵¹, H. Chang^{58,95}, M. Charles¹⁸, Ph. Charpentier¹⁵, E. Chazanagnostou¹, M. Chefdeville³², C. Chen¹⁷, S. Chen⁴⁰, Z. Chen²⁴, A. Chernov⁴⁵, S. Chernysheenko⁶¹, X. Chiotopoulou¹⁵², V. Chobanova^{45,62}, M. Chrzaszcz¹⁸, A. Chubykin¹¹, V. Chulikov^{13,44}, P. Ciambri¹³, X. Cid Vidal⁶, G. Ciezarek¹⁵, P. Cifra¹⁵, P. E. L. Clarke³⁷, M. Clemencic¹⁵, H. V. Cliff¹⁷, J. Closier¹⁵, C. Cocha Toapaxi³³, V. Coco¹⁵, J. Cogan²⁷, E. Cogneras¹⁵, L. Cojocariu⁶³, S. Collaviti²⁸, P. Collins¹⁵, T. Colombo¹⁵, M. Colonna¹⁴,

A. Comerma-Montells⁵⁹, L. Congedo⁶⁴, A. Contu⁵⁶, N. Cooke⁹, C. Coronel⁶⁵, I. Corredoira³⁰, A. Correia¹⁸, G. Corti¹⁵, J. Cottee Meldrum¹⁷, B. Couturier¹⁵, D. C. Craik³, M. Cruz Torres⁴², E. Curras Rivera²⁸, R. Currie³⁷, C. L. Da Silva⁵¹, S. Dadabaei¹¹¹, L. Dai^{66,67}, X. Dai⁵⁸, E. Dall'Occo¹⁵, J. Dalseno^{45,62}, C. D'Ambrosio¹⁵, J. Daniel¹², A. Danilina¹¹¹, P. d'Argent⁶⁴, G. Darze¹⁹, A. Davidson², J. E. Davies¹⁶, O. De Aguiar Francisco¹⁶, C. De Angelis^{56,96}, F. De Benedetti¹⁵, J. de Boer¹, K. De Bruyn¹⁵⁸, S. De Capua⁶, M. De Cian³³, U. De Freitas Carneiro Da Graca^{42,87}, E. De Lucia¹³, J. M. De Miranda⁴², L. De Paula¹⁹, M. De Serio^{64,97}, P. De Simone¹³, F. De Vellis¹⁴, J. A. de Vries¹⁵², F. Debernardis⁶⁴, D. Decamp³², V. Dedu²⁷, S. Dekkers⁵³, L. Del Buono¹⁸, B. Delaney²⁹, H.-P. Dembinski¹⁴, J. Deng⁶⁷, V. Denysenko¹⁰, O. Deschamps¹², F. Dettoni^{56,96}, B. Dey^{15,69}, P. Di Nezza¹³, I. Diachkov¹¹¹, S. Didenko¹¹, S. Ding⁵, L. Dittmann³³, V. Dobishuk⁶¹, A. D. Docheva⁹, C. Dong^{58,95}, A. M. Donohoe⁷⁰, F. Dordei⁵⁰, A. C. dos Reis⁴², A. D. Dowling⁵⁷, W. Duan^{58,71}, P. Duda^{48,54}, M. W. Dudek⁴⁸, L. Dufour¹⁵, V. Duk⁷², P. Durante¹⁵, M. M. Duras^{48,54}, J. M. Durham⁵¹, O. D. Durmus^{15,69}, A. Dziurda⁴⁸, A. Dzyuba¹¹¹, S. Easo⁷³, E. Eckstein⁷⁴, U. Egede⁵³, A. Egorychev¹¹¹, V. Egorychev¹¹¹, S. Eisenhardt³⁷, E. Ejopu¹⁶, L. Eklund⁶⁸, M. Elashri⁶⁵, J. Ellbracht¹⁴, S. Ely⁴⁹, A. Ene⁶³, J. Eschle⁵, S. Esen³³, T. Evans¹, F. Fabiano⁵⁶, S. Faghihi⁶⁵, L. N. Falcao⁴², Y. Fan²⁴, B. Fang²⁴, L. Fantini^{157,298}, M. Faria²⁸, K. Farmer³⁷, D. Fazzini^{23,88}, L. Felkowski^{148,54}, M. Feng^{24,40}, M. Feo⁴², A. Fernandez Casani⁷⁵, M. Fernandez Gomez², A. D. Fernandez¹⁴, F. Ferrari^{36,93}, F. Ferreira Rodrigues¹⁹, M. Ferrillo³, M. Ferro-Luzzi¹⁵, S. Filippov¹¹¹, R. A. Fini⁶⁴, M. Fiorini^{22,93}, M. Firlej³⁹, K. L. Fischer³¹, D. S. Fitzgerald⁵¹, C. Fitzpatrick¹⁷, T. Fiutowski³⁹, F. Fleuret³⁴, M. Fontana³⁰, L. F. Foreman¹⁶, R. Forty¹⁵, D. Foulds-Holt¹⁷, V. Franco Lima¹⁹, M. Franco Sevilla⁷⁶, M. Frank¹⁵, E. Franzoso^{22,91}, G. Frau¹⁶, C. Freij¹⁵, D. A. Friday¹⁶, J. Fu²⁴, Q. Fühling^{14,17}, Y. Fujii⁵³, T. Fulghesu²⁷, E. Gabriel¹, G. Galati⁶⁴, M. D. Galati¹, A. Gallas Torreira⁶, D. Gel^{36,93}, S. Gendebat³⁷, M. Gandelman¹⁹, P. Gandini⁹⁰, B. Ganie¹⁶, H. Gao²⁴, R. Gao³¹, T. Q. Gao¹⁷, Y. Gao⁶⁷, Y. Gao²⁰, Y. Gao⁶⁷, L. M. Garcia Martin²⁸, P. Garcia Moreno⁵⁹, J. Garca Pardiñas¹⁵, P. Gardner⁷⁶, K. G. Garg⁶⁷, L. Garrido⁵⁹, C. Gaspar¹⁵, A. Gavrikov¹⁶, L. L. Gerken¹⁴, E. Gersabeck¹⁶, M. Gersabeck⁷⁷, T. Gershon², S. Ghizzo^{43,92}, Z. Ghorbanimoghaddam⁷, L. Giambastiani^{46,90}, F. I. Giasemis^{18,99}, V. Gibson¹⁷, H. K. Gienza⁷⁸, A. L. Gilman³¹, M. Giovannetti¹³, A. Gioventù¹⁶, L. Girardeau^{16,73}, C. Giugliano^{22,91}, M. A. Giza⁴⁸, F. C. Glase^{10,33}, V. V. Gligorov^{15,18}, C. Göbel^{18,35}, L. Golinka-Bezshyko^{10,47}, E. Golobardes¹⁵, D. Golubkov¹¹¹, A. Golutvin^{15,49}, S. Gomez Fernandez⁵⁹, W. Gomulka³⁹, F. Goncalves Abrantes³¹, M. Goncerz⁴⁸, G. Gong^{58,95}, J. A. Gooding¹⁴, I. V. Gorelov¹⁴, C. Gotti²³, E. Govorkova²⁹, J. P. Grabowski⁷⁴, L. A. Granado Cardoso¹⁵, E. Graugés⁵⁹, E. Graverini^{28,100}, L. Grazette², G. Graziani²¹, A. T. Grecu⁶³, L. M. Greeven¹, N. A. Grieser⁶⁵, L. Grillo⁹, S. Gromov¹¹¹, C. Gu³⁴, M. Guarise²², L. Guerry¹², V. Guliaeva¹¹¹, P. A. Günther³³, A.-K. Guseinov²⁸, E. Gushchin¹¹, Y. Guz^{15,20}, T. Gys¹⁵, K. Habermann⁷⁴, T. Hadavizadeh⁵³, C. Hadjivasiliou⁷⁹, G. Haefeli²⁸, C. Haen¹⁵, G. Hallett², M. M. Halvorsen¹⁵, P. M. Hamilton⁷⁶, J. Hammerich⁴, Q. Han⁴⁶, X. Han^{15,33}, S. Hansmann-Menzemer³³, L. Hao²⁴, N. Harnew³¹, T. H. Harris⁵³, M. Hartmann¹⁰, S. Hashmi³⁹, J. He^{24,101}, F. Hemmer¹⁵, C. Henderson⁶⁵, R. D. L. Henderson²⁵³, A. M. Hennequin¹⁵, K. Hennessy⁴, L. Henry²⁸, J. Herd⁴⁹, P. Herrero Gascon³³, J. Heuel³⁸, A. Hicheur¹⁹, G. Hijano Mendizabal³, J. Horswill¹⁶, R. Hou⁶⁷, Y. Hou¹², N. Howarth⁴, J. Hu^{58,71}, W. Hu²⁰, X. Hu^{58,95}, W. Huang²⁴, W. Hulsbergen¹⁵, R. J. Hunter², M. Huschyn¹¹, D. Hutchcroft⁴, M. Idzik³⁹, D. Il'in¹¹¹, P. Ilten⁶⁵, A. Inglessi¹¹¹, A. Inukhin¹¹¹, A. Ishteev¹¹¹, K. Ivshin¹¹¹, R. Jacobsson¹⁵, H. Jage³⁸, S. J. Jaimes Elles^{15,75,79}, S. Jakobsen¹⁵, E. Jans¹, B. K. Jashai⁷⁵, A. Jawahery⁷⁶, V. Jevtic¹⁴, E. Jiang⁷⁶, X. Jiang^{24,40}, Y. Jiang²⁴, Y. J. Jiang⁶⁰, M. John¹¹, A. John Rubesh Rajan⁷⁰, D. Johnson⁶⁰, C. R. Jones¹⁷, T. P. Jones², S. Joshi⁷⁸, B. Joshi¹⁵, J. Juan Castella¹⁷, N. Jurik¹⁵, I. Juszcak⁴⁸, D. Kaminaris²⁸, S. Kandybei⁸¹, M. Kane³⁷, Y. Kang^{58,95}, C. Kar¹², M. Karacson¹⁵, D. Karpenkov¹¹¹, A. Kauniskangas²⁸, J. W. Kautz⁶⁵, M. K. Kazanecki¹⁸, F. Keizer¹⁵, M. Kenzie¹⁷, T. Ketel¹, B. Khanji⁵, A. Kharisova¹¹, S. Kholodenko^{15,41}, G. Khreich¹⁰, T. Kirn³⁸, V. S. Kirshebon^{23,88}, O. Kitouni²⁹, S. Klaver⁸², N. Kleijne^{41,102}, K. Klimaszewski⁷⁸, M. R. Kmiec⁷⁸, S. Koliev⁶¹, L. Kolik¹⁴, A. Konoplyannikov²⁰, P. Kopciwicz²⁵, P. Koppenburg¹, A. Korchin⁸¹, M. Korolev¹¹¹, I. Kostjuk¹, O. Kot⁶¹, S. Kotriakhova⁵⁶, A. Kozachuk¹¹¹, P. Kravchenko¹¹, L. Kravchuk¹¹¹, M. Kreps², P. Krokovny¹¹¹, W. Krupa⁵, M. Krzemien⁷⁸, O. Kshyvenskyi¹⁰, S. Kubis^{46,54}, M. Kucharczyk⁴⁶, V. Kudryavtsev¹¹¹, E. Kulikova¹¹¹, A. Kupsc^{6,9}, B. K. Kutsenko²⁷, I. Kyryllin⁸¹, D. Lacarrere¹⁵, P. Laguarta Gonzalez⁵⁹, A. Laif⁶⁶, A. Lampis⁵⁶, D. Lancierini¹⁹, C. Landesa Gomez², J. J. Lane⁵³, R. Lane⁷, G. Lanfranchi¹³, C. Langenbruch³³, J. Langer¹⁴, O. Lantwin¹¹¹, T. Latham², F. Lazzari^{15,41,100}, C. Lazzaroni⁶⁰, R. Le Gac²⁷, H. Lee⁴, R. Lefèvre¹², A. Leflat¹¹¹, S. Legotin¹¹¹, M. Lehuraux², E. Lemos Cid¹⁵, O. Leroy²⁷, T. Lesiak⁴⁸, E. D. Lesser¹⁸, B. Leverington³³, A. Li^{58,95}, C. Li^{58,95}, C. Li²⁷, H. Li^{58,71}, J. Li⁶⁷, K. Li⁶⁷, L. Li¹⁶, M. Li⁶⁷, P. Li²⁴, P.-R. Li^{40,83}, Q. Li^{24,40}, S. Li⁶⁷, T. Li^{66,67}, T. Li^{58,71}, Y. Li⁶⁷, Y. Li⁴⁰, Z. Lian^{58,95}, X. Liang⁵, S. Libralon⁷⁵, C. Lin²⁴, T. Lin⁷³, R. Lindner¹⁵, H. Linton⁴⁹, V. Lisovskyi²⁸, R. Litvinov^{15,56}, D. Liu⁶⁷, F. L. Liu⁶⁷, G. Liu^{58,71}, K. Liu^{40,83}, S. Liu^{24,40}, W. Liu⁶⁷, Y. Liu³⁷, Y. Liu^{10,83}, Y. L. Liu⁴⁹, G. Loachamin Ordenez^{19,35}, A. Lobo Salvat⁵⁹, A. Loise², Long¹⁷, J. H. Lopes¹⁹, A. Lopez Huertas⁵⁹, S. López Soliño⁴, Q. Lu³⁴, C. Lucarelli^{21,103}, D. Lucchesi^{46,90}, M. Lucio Martinez¹⁵², V. Lukashenko¹⁶¹, Y. Luo²⁰, A. Lupato^{46,104}, E. Luppi^{22,91}, K. Lynch⁷⁰, X.-R. Lyu²⁴, G. M. Ma^{58,95}, S. Maccollini¹⁴, F. Machefert¹⁰, F. Maciuc⁶³, B. Mack⁵, I. Mackay³¹, L. M. Mackey⁵, L. R. Madhan Mohan¹⁷, M. J. Madurani⁸⁰, A. Maevskiy¹¹¹, D. Magdalinski¹, D. Maisuzenko¹¹¹, J. J. Malczewski¹⁸, S. Malde³¹, L. M. Malentacca³, A. Malinin¹¹, T. Maltsev¹¹¹, G. Manca^{56,96}, G. Mancinelli²⁷, C. Mancuso⁶⁰, R. Manera Escalero⁵⁹, F. M. Manganello²⁵, D. Manuzzi³⁶, D. Marangotto⁶⁰, J. F. Marchand³², R. Marchevski²⁸, U. Marconi³⁶, E. Mariani¹⁸, S. Mariani¹⁵, C. Marin Benito⁵⁹, J. Marks³³, A. M. Marshall¹⁷, L. Martel³¹, G. Martelli^{72,98}, G. Martellotti¹⁴, L. Martinazzoli¹⁵, M. Martinelli^{23,88}, D. Martinez Gomez¹⁶⁸, D. Martinez Santos^{45,62}, F. Martinez Vidal⁷⁵, A. Martorell i Granollers⁴⁵, A. Massafferri⁴², R. Mateu¹⁵, A. Mathad¹⁵, V. Matiunin¹¹, C. Matteuzzi¹⁷, K. R. Mattioli¹²⁴, A. Mauri⁴⁹, E. Maurice³⁴, J. Maurice⁵⁹, P. Mayencourt²⁸, J. Mazorra de Cos¹⁵, M. Mazurek⁷⁸, M. McCann⁴⁹, T. H. McGrath¹⁶, N. T. McHugh⁹, A. McNab¹⁶, R. McNulty⁷⁰, B. Meadows⁶⁵, G. Meier¹⁴, D. Melnychuk⁷⁸, F. M. Meng^{58,95}, M. Merk¹⁵², A. Merlitz²⁸, L. Meyer Garcia¹⁶, D. Miao^{24,40}, H. Miao²⁴, M. Mikhasenko^{14,84}, D. A. Milanes^{78,105}, A. Minotti^{23,88}, E. Minucci¹³, T. Miralles¹², B. Mitreska¹⁴, D. S. Mitzel¹⁴, A. Modak⁷³, L. Moeser¹⁴, R. A. Mohammed³¹, R. D. Moise³⁸, E. F. Molina Cardenas⁵¹¹, T. Mombächer¹⁵, M. Monk⁵³, S. Monteil¹², A. Morcillo Gomez¹⁵, G. Morello¹³, M. J. Morello^{41,102}, M. P. Morgenthaler³³, J. Moron³⁹, W. Morren¹, A. B. Morris¹⁵, A. G. Morris²⁷, R. Mountain⁵, H. Mu^{58,95}, Z. M. Mu²⁰, E. Muhammad², F. Muheim³⁷, M. Mulder¹⁶⁹, K. Müller³, F. Muñoz-Rojas²⁶, R. Murta⁴⁹, V. Mytrochenko⁵¹, P. Naik⁴, T. Nakada²⁸, R. Nandakumar⁷³, T. Nanut¹⁵, I. Nasteva¹⁶, M. Needham⁵, E. Nekrasova¹¹¹, N. Neri⁶⁰, S. Neubert⁷⁴, N. Neufeld¹⁵, P. Neustroev¹¹¹, J. Nicolini¹⁵, D. Nicotra¹⁵², E. M. Niel¹⁵, N. Nikitin¹¹, Q. Niu^{10,83}, P. Nogaro¹¹¹, P. Nogga⁷⁴, C. Normand¹, J. Novoa Fernandez², G. Nowak⁶⁵, C. Nunez⁵¹¹, H. N. Nur⁹, A. Oblakowska-Mucha³⁹, V. Obraztsov¹¹¹, T. Oeser³⁸,

S. Okamura^{22,91}, A. Okhotnikov¹¹¹, O. Okhrimenko⁶¹, R. Oldeman^{96,96}, F. Oliva³⁷, M. Olocco¹⁴, C. J. G. Onderwater¹⁵², R. H. O'Neill¹⁵, D. Osthues¹⁴, J. M. Otolara Goicoechea¹⁹, P. Owen³, A. Oyanguren⁷⁵, O. Ozcelik³⁷, F. Paciolla^{14,106}, A. Padee⁷⁸, K. O. Padeken¹⁴, B. Pagare², T. Pajero¹⁵, A. Palano⁶⁴, M. Palutan¹³, X. Pan^{58,95}, G. Panshin⁴⁰, L. Paolucci², A. Papanestis^{15,73}, M. Pappagallo^{64,97}, L. L. Pappalardo²², C. Pappenheimer⁶⁵, C. Parkes¹⁶, D. Parmar^{14,84}, B. Passalacqua^{22,91}, G. Passaleva²¹, D. Passaro^{15,41}, A. Pastore⁶⁴, M. Patel⁴⁹, J. Patoc³¹, C. Patrignani^{36,93}, A. Paul⁵, C. J. Pawley¹⁵², A. Pellegrino¹, J. Peng^{24,40}, M. Pepe Altarelli¹³, S. Perazzini³⁶, D. Pereima¹¹, H. Pereira Da Costa⁵¹, A. Pereiro Castro⁶, P. Perret¹², A. Perrevoort¹⁶⁹, A. Perro^{15,27}, M. J. Peters⁶⁹, K. Petridis⁵, A. Petrolini^{43,93}, J. P. Pfaller⁶⁵, H. Pham⁵, L. Pica⁴¹, M. Piccini⁷², L. Piccolo⁵⁶, B. Pietrzyk³², G. Pietrzyk¹⁰, R. N. Pilato⁴, D. Pinci⁴⁴, F. Pisani¹⁵, M. Pizzichemi^{15,23,88}, V. Placinta⁶³, M. Plo Casasus⁴, T. Poeschl¹⁵, F. Polci¹⁴, M. Poli Lener¹³, A. Poluektov²⁷, N. Polukhina¹¹¹, I. Polyakov¹⁶, E. Polycarpo¹⁹, S. Ponce¹⁵, D. Popov^{15,24}, S. S. Poslavskii¹¹¹, K. Prasanth³⁷, C. Prouve^{45,62}, D. Provenzano^{56,96}, V. Pugatch⁶¹, G. Punzi^{41,100}, S. Qasim³, Q. Q. Qian²⁰, W. Qian²⁴, N. Qin^{58,95}, S. Qu^{58,95}, R. Quaglian¹⁵, R. I. Rabadan Torres⁶, J. H. Rademacker¹, M. Rama⁴¹, M. Ramifrez Garcia^{5,11}, V. Ramos De Oliveira^{19,35}, M. Ramos Pernas², M. S. Rangel¹⁹, F. Ratnikov¹¹¹, G. Raven⁸², M. Rebollo De Miguel¹⁷⁵, F. Redi^{60,104}, J. Reich⁷, F. Reiss⁷⁷, Z. Ren²⁴, P. K. Resmi³¹, M. Ribaldia Galvez⁵⁹, R. Ribatti²⁸, G. R. Ricci^{30,34}, D. Riccardi^{41,102}, S. Ricciardi⁷³, K. Richardson²⁹, M. Richardson-Slipper³⁷, K. Rinnert⁴, P. Robbe^{10,15}, G. Robertson⁹, E. Rodrigues⁴, A. Rodriguez Alvarez⁵⁹, E. Rodriguez Fernandez⁶, J. A. Rodriguez Lopez^{18,79}, E. Rodriguez Rodriguez¹⁵, J. Roensck¹, A. Rogachev¹¹¹, A. Rogovsky¹³, D. L. Rolif¹⁴, P. Roloff^{41,5}, V. Romanovsky⁶⁵, A. Romero Vidal⁶, G. Romolini²², F. Ronchetti²⁸, T. Rong²⁰, M. Rotondo¹³, S. R. Roy³³, M. S. Rudolph⁵, M. Ruiz Diaz³³, R. A. Ruiz Fernandez⁶, J. Ruiz Vidal¹⁵², J. Ryzka³⁹, J. S. Saavedra-Arias²⁹, J. J. Sabido Silva⁶, R. Sadek³⁴, N. Sagidova¹¹¹, D. Sahoo^{58,69}, N. Sahoo⁸⁰, B. Saitta^{56,96}, M. Salomoni^{15,23,88}, I. Sanderswood⁷⁵, R. Santacesaria¹⁴, C. Santamarina Rios⁶, M. Santmaria¹³, L. Santoro⁴², E. Santovetti¹²⁵, A. Saputi^{15,22}, D. Saranin¹¹, A. Sarnatskiy¹⁶⁸, G. Sarpi³⁷, M. Sarpi^{77,85}, C. Satriano^{44,107}, A. Satta²⁵, M. Saur^{40,83}, D. Savrina¹¹¹, H. Sazak³⁸, F. Sborzacchi^{13,15}, A. Scarabotto¹⁴, S. Schae¹³⁸, S. Schert¹⁴, M. Schiller¹⁹, H. Schindler⁸⁶, M. Schmelling⁸⁶, B. Schmidt¹⁵, S. Schmitt³⁷, H. Schmitz²⁴, O. Schneider²⁸, A. Schopper⁴⁹, N. Schulte¹⁴, N. Schulte²⁸, M. H. Schune¹⁰, G. Schwering³⁸, B. Sciascia¹³, A. Sciuccati¹⁵, I. Segal^{14,84}, S. Sellam⁶, A. Semennikov¹¹¹, T. Senger³, M. Senghi Soares⁸², A. Sergi^{43,93}, N. Serra³, L. Sestini²¹, A. Seuthe¹⁴, Y. Shang²⁰, D. M. Shangase^{5,11}, M. Shapkin¹¹, R. S. Sharma⁵, I. Shchemerov¹¹, L. Shchutka²⁸, T. Shears⁴, L. Shekhtman¹¹, Z. Shen¹, S. Sheng^{24,40}, V. Shevchenko¹¹¹, B. Shi²⁴, Q. Shi²⁴, Y. Shimizu¹⁰, E. Shmanin³⁶, R. Shorkin¹¹, J. D. Shupperd¹⁵, R. Silva Coutinho⁵, G. Simi^{46,90}, S. Simone⁴⁶, M. Singha^{15,69}, N. Skidmore², T. Skwarnicki⁶, M. W. Slater⁸⁰, E. Smith²⁹, K. Smith⁹, M. Smith⁴⁹, A. Snocch¹, L. Soares Lavra²⁷, M. D. Sokoloff⁶⁵, F. J. P. Soler⁹, A. Solomin⁷, A. Solovev¹¹, I. Solovyyev¹¹, N. S. Sommerfeld⁷⁴, R. Song⁵³, Y. Song²⁸, Y. Song^{58,95}, Y. S. Song²⁰, F. L. Souza De Almeida⁵, B. Souza De Paula¹⁹, E. Spadaro Norella^{43,93}, E. Spedicato³⁶, J. G. Speer¹⁴, E. Spiridenkov¹¹¹, P. Spradlin⁹, V. Sriskaran¹⁵, F. Stagni¹⁵, M. Stahl^{14,84}, S. Stahl¹⁵, S. Stanislaus¹¹, M. Stefaniak^{51,55}, E. N. Stein¹⁵, O. Steinkamp³, O. Stenyakin¹¹, H. Stevens¹⁴, D. Strekalina¹¹, Y. Su²⁴, F. Suljik²¹, J. S. Sun⁶, L. Sun^{77,58}, D. Sundfeld⁴², W. Sutcliffe³, K. Swientek³⁹, F. Swystun¹⁷, A. Szabelski⁷⁸, T. Szumlak³⁹, Y. Tan^{58,95}, Y. Tang^{57,58}, M. D. Tat³³, A. Terentev¹¹¹, F. Terzuoli^{15,41,106}, F. Teubert¹⁷, E. Thomas¹⁵, D. J. D. Thompson⁸⁰, H. Tilquin⁴⁴, V. Tisserand¹², S. T'Jampens⁵, M. Tobin^{15,40}, L. Tomassetti^{22,91}, G. Tonani⁶⁰, X. Tong²⁰, T. Tork⁶⁰, D. Torres Machado⁴², L. Toscano¹⁴, D. Y. Toy^{58,95}, C. Trippi⁴⁵, G. Tuci³³, N. Tuning¹, L. H. Uecker³³, A. Ukleja³⁹, D. J. Unverzagt³³, A. Upadhyay^{15,69}, B. Urbach³⁷, A. Usachov⁸², A. Ustyuzhanin¹¹¹, U. Uwer³³, V. Vagnoni³⁶, V. Valcarce Cadenas⁶, G. Valenti³⁶, N. Valls Canudas¹⁵, J. van Eldik¹⁵, H. Van Hecke⁵¹, E. van Herwijnen⁴⁹, C. B. Van Hulse^{6,108}, R. Van Laak²⁸, M. van Veghel¹, G. Vasquez², R. Vazquez Gomez⁵⁹, P. Vazquez Regueiro⁶, C. Vazquez Sierra^{45,62}, S. Vecchi²², J. J. Velthuis¹, M. Veltri^{21,109}, A. Venkateswaran²⁸, M. Verdoggia⁵⁶, M. Vesterinen², D. Vico Beni³¹, P. Vidrier Villalba⁵⁹, M. Vieites Diaz⁶, X. Vilasis-Cardona⁴⁵, E. Vilella Figueras⁴, A. Villa³⁶, P. Vincent¹⁸, B. Vivacqua⁹⁰, F. C. Volle⁸⁰, D. vom Bruch²⁷, N. Voropaev¹¹¹, K. Vos¹⁵², C. Vrahas³⁷, J. Wagner¹⁴, J. Walsh⁴¹, E. J. Walton^{2,53}, G. Wan²⁰, A. Wang²⁴, C. Wang³³, G. Wang⁶⁷, H. Wang^{40,83}, J. Wang²⁰, J. Wang⁴⁰, J. Wang^{58,95}, J. Wang^{57,58}, M. Wang¹⁵, N. W. Wang²⁴, R. Wang³, X. Wang⁶⁷, X. Wang^{58,71}, X. W. Wang⁴⁰, Y. Wang²⁰, Y. W. Wang^{50,83}, Z. Wang¹⁰, Z. Wang⁶⁰, J. A. Ward^{2,53}, M. Waterla¹⁵, N. K. Watson⁸⁰, D. Websdale⁴⁹, Y. Wei²⁰, J. Wendel^{45,62}, B. D. C. Westhenry⁷, C. White¹⁷, M. Whitehead⁹, E. Whiter⁸⁰, A. R. Wiederhold¹⁶, D. Wiedner¹⁴, G. Wilkinson²¹, M. K. Wilkinson⁶⁵, M. Williams²⁹, M. J. Williams¹⁵, M. R. J. Williams³⁷, R. Williams¹⁷, Z. Williams⁷, F. F. Wilson⁷³, M. Winn³⁰, W. Wislicki⁷⁸, M. Witek⁴⁸, L. Witola¹⁴, G. Wormser¹⁰, S. A. Wotton¹⁷, H. Wu⁵, J. Wu⁶⁷, X. Wu^{57,58}, Y. Wu^{17,20}, Z. Wu²⁴, K. Wylie¹⁵, S. Xian^{58,71}, Z. Xiang⁴⁰, Y. Xie⁶⁷, T. X. Xing⁶⁰, A. Xu⁴¹, L. Xu^{58,95}, L. Xu^{58,95}, M. Xu², Z. Xu¹⁵, Z. Xu²⁴, Z. Xu⁴⁰, K. Yang⁴⁹, S. Yang²⁴, X. Yang^{20,53}, Y. Yang^{43,93}, Z. Yang²⁰, V. Yeroshenko¹⁰, H. Yeung¹⁶, H. Yin⁶⁷, X. Yin²⁴, C. Y. Yu²⁰, J. Yu^{66,67}, X. Yuan⁴⁰, Y. Yuan^{24,40}, E. Zaffaroni²⁸, M. Zavertyayev³⁶, M. Zdybal⁴⁸, F. Zenesini³⁶, C. Zeng^{24,40}, M. Zeng^{58,95}, C. Zhang²⁰, D. Zhang⁶⁷, J. Zhang²⁴, L. Zhang^{58,95}, S. Zhang^{66,67}, S. Zhang³¹, Y. Zhang²⁰, Y. Z. Zhang^{58,95}, Z. Zhang^{58,95}, Y. Zhao³³, A. Zhelezov³³, S. Z. Zheng³⁰, X. Z. Zheng^{58,95}, Y. Zheng²⁷, T. Zhou²⁰, X. Zhou⁶⁷, Y. Zhou²⁴, V. Zhovkovska², L. Z. Zhu²⁴, X. Zhu^{58,95}, X. Zhu⁶⁷, V. Zhukov³⁸, J. Zhuo⁷⁵, Q. Zhu^{24,40}, D. Zuliani^{46,90} & G. Zunica²⁸

Dortmund, Dortmund, Germany. ¹⁵European Organization for Nuclear Research (CERN), Geneva, Switzerland. ¹⁶Department of Physics and Astronomy, University of Manchester, Manchester, UK. ¹⁷Cavendish Laboratory, University of Cambridge, Cambridge, UK. ¹⁸LPNHE, Sorbonne Université, Paris Diderot Sorbonne Paris Cité, CNRS/IN2P3, Paris, France. ¹⁹Universidade Federal do Rio de Janeiro (UFRJ), Rio de Janeiro, Brazil. ²⁰School of Physics State Key Laboratory of Nuclear Physics and Technology, Peking University, Beijing, China. ²¹INFN Sezione di Firenze, Florence, Italy. ²²INFN Sezione di Ferrara, Ferrara, Italy. ²³INFN Sezione di Milano-Bicocca, Milan, Italy. ²⁴University of Chinese Academy of Sciences, Beijing, China. ²⁵INFN Sezione di Roma Tor Vergata, Rome, Italy. ²⁶Consejo Nacional de Rectores (CONARE), San Jose, Costa Rica. ²⁷Aix Marseille Univ, CNRS/IN2P3, CPPM, Marseille, France. ²⁸Institute of Physics, Ecole Polytechnique Fédérale de Lausanne (EPFL), Lausanne, Switzerland. ²⁹Massachusetts Institute of Technology, Cambridge, MA, USA. ³⁰Centre d'Etudes de Saclay (CEA) IRFU Sarclay, Université Paris-Saclay, Gif-Sur-Yvette, France. ³¹Department of Physics, University of Oxford, Oxford, UK. ³²Université Savoie Mont Blanc, CNRS, IN2P3-LAPP, Annecy, France. ³³Physikalisches Institut, Ruprecht-Karls-Universität Heidelberg, Heidelberg, Germany. ³⁴Laboratoire Leprince-Ringuet, CNRS/IN2P3, Ecole Polytechnique, Institut Polytechnique de Paris, Palaiseau, France. ³⁵Pontificia Universidade Católica do Rio de Janeiro (PUC-RJ), Rio de Janeiro, Brazil. ³⁶INFN Sezione di Bologna, Bologna, Italy. ³⁷School of Physics and Astronomy, University of Edinburgh, Edinburgh, UK. ³⁸I. Physikalisches Institut, RWTH Aachen University, Aachen, Germany. ³⁹AGH - University of Krakow, Faculty of Physics and Applied Computer Science, Kraków, Poland. ⁴⁰Institute of High Energy Physics (IHEP), Beijing, China. ⁴¹INFN Sezione di Pisa, Pisa, Italy. ⁴²Centro Brasileiro de Pesquisas Fisicas (CBPF), Rio de Janeiro, Brazil. ⁴³INFN Sezione di Genova, Genoa, Italy. ⁴⁴INFN Sezione di Roma La Sapienza, Rome, Italy. ⁴⁵DS4DS, La Salle, Universitat Ramon Llull, Barcelona, Spain. ⁴⁶INFN Sezione di Padova, Padua, Italy. ⁴⁷Taras Schevchenko University of Kyiv, Faculty of Physics, Kyiv, Ukraine. ⁴⁸Henryk Niewodniczanski Institute of Nuclear Physics Polish Academy of Sciences, Kraków, Poland. ⁴⁹Imperial College London, London, UK. ⁵⁰Università di Modena e Reggio Emilia, Modena, Italy. ⁵¹Los Alamos National Laboratory (LANL), Los Alamos, NM, USA. ⁵²Universiteit Maastricht, Maastricht, The Netherlands. ⁵³School of Physics and Astronomy, Monash University, Melbourne, Victoria, Australia. ⁵⁴Tadeusz Kosciuszko Cracow University of Technology, Cracow, Poland. ⁵⁵Ohio State University, Columbus, OH, USA. ⁵⁶INFN Sezione di Cagliari, Monserrato, Italy. ⁵⁷School of Physics and Technology, Wuhan University, Wuhan, China. ⁵⁸Department of Engineering Physics, Tsinghua University, Beijing, China. ⁵⁹CCUB, Universitat de Barcelona, Barcelona, Spain. ⁶⁰INFN Sezione di Milano, Milan, Italy. ⁶¹Institute for Nuclear Research of the National Academy of Sciences (KINR), Kyiv, Ukraine. ⁶²Universidade da Coruña, A Coruña, Spain. ⁶³Horia Hulubei National Institute of Physics and Nuclear Engineering, Magurele, Romania. ⁶⁴INFN Sezione di Bari, Bari, Italy. ⁶⁵University of Cincinnati, Cincinnati, OH, USA. ⁶⁶School of Physics and Electronics, Hunan University, Changsha City, China. ⁶⁷Institute of Particle Physics, Central China Normal University, Wuhan, China. ⁶⁸Van Swinderen Institute, University of Groningen, Groningen, The Netherlands. ⁶⁹Eotvos Lorand University, Budapest, Hungary. ⁷⁰School of Physics, University College Dublin, Dublin, Ireland. ⁷¹Guangdong Provincial Key Laboratory of Nuclear Science, Guangdong-Hong Kong Joint Laboratory of Quantum Matter, Institute of Quantum Matter, South China Normal University, Guangzhou, China. ⁷²INFN Sezione di Perugia, Perugia, Italy. ⁷³STFC Rutherford Appleton Laboratory, Didcot, UK. ⁷⁴Universität Bonn - Helmholtz-Institut für Strahlen und Kernphysik, Bonn, Germany. ⁷⁵Instituto de Física Corpuscular, Centro Mixto Universidad de Valencia - CSIC, Valencia, Spain. ⁷⁶University of Maryland, College Park, MD, USA. ⁷⁷Physikalisches Institut, Albert-Ludwigs-Universität Freiburg, Freiburg, Germany. ⁷⁸National Center for Nuclear Research (NCBJ), Warsaw, Poland. ⁷⁹Departamento de Física, Universidad Nacional de Colombia, Bogotá, Colombia. ⁸⁰School of Physics and Astronomy, University of Birmingham, Birmingham, UK. ⁸¹NSC Kharkiv Institute of Physics and Technology (NSC KIPT), Kharkiv, Ukraine. ⁸²Nikhef National Institute for Subatomic Physics and VU University Amsterdam, Amsterdam, The Netherlands. ⁸³Lanzhou University, Lanzhou, China. ⁸⁴Ruhr Universität Bochum, Fakultät f. Physik und Astronomie, Bochum, Germany. ⁸⁵Vilnius University, Vilnius, Lithuania. ⁸⁶Max-Planck-Institut für Kernphysik (MPIK), Heidelberg, Germany. ⁸⁷Present address: Lamarr Institute for Machine Learning and Artificial Intelligence, Dortmund, Germany. ⁸⁸Present address: Università degli Studi di Milano-Bicocca, Milan, Italy. ⁸⁹Present address: Università di Roma Tor Vergata, Rome, Italy. ⁹⁰Present address: Università di Padova, Padua, Italy. ⁹¹Present address: Università di Ferrara, Ferrara, Italy. ⁹²Present address: Facultad de Ciencias Físicas, Madrid, Spain. ⁹³Present address: Università di Bologna, Bologna, Italy. ⁹⁴Present address: Università degli Studi di Milano, Milan, Italy. ⁹⁵Present address: Center for High Energy Physics, Tsinghua University, Beijing, China. ⁹⁶Present address: Università di Cagliari, Cagliari, Italy. ⁹⁷Present address: Università di Bari, Bari, Italy. ⁹⁸Present address: Università di Perugia, Perugia, Italy. ⁹⁹Present address: IP6, Sorbonne Université, Paris, France. ¹⁰⁰Present address: Università di Pisa, Pisa, Italy. ¹⁰¹Present address: Hangzhou Institute for Advanced Study, UCAS, Hangzhou, China. ¹⁰²Present address: Scuola Normale Superiore, Pisa, Italy. ¹⁰³Present address: Università di Firenze, Florence, Italy. ¹⁰⁴Present address: Università di Bergamo, Bergamo, Italy. ¹⁰⁵Present address: Universidad de Ingeniería y Tecnología (UTEC), Lima, Peru. ¹⁰⁶Present address: Università di Siena, Siena, Italy. ¹⁰⁷Present address: Università della Basilicata, Potenza, Italy. ¹⁰⁸Present address: Universidad de Alcalá, Alcalá de Henares, Spain. ¹⁰⁹Present address: Università di Urbino, Urbino, Italy. ¹¹⁰Deceased: A. Brossa Gonzalo. ¹¹¹Unaffiliated: A. Andreianov, A. Artamonov, K. Belous, A. Berezhniov, V. Bocharnikov, A. Boldyrev, A. Chubykin, S. Dadabaev, A. Danilina, I. Diachkov, S. Didenko, A. Dzyuba, A. Egorychev, V. Egorychev, S. Filippov, D. Golubkov, I. V. Gorelov, S. Gromov, V. Guliaeva, E. Gushchin, M. Hushchyn, D. Ilin, A. Inglessi, A. Inukhin, A. Ishteyev, K. Ivshin, D. Karpenkov, A. Kharisova, M. Korolev, A. Kozachuk, P. Kravchenko, L. Kravchuk, P. Krokovny, V. Kudryavtsev, E. Kulikova, O. Lantwin, A. Leflat, S. Legotin, A. Maeviskiy, D. Maisuzenko, A. Malinin, T. Maltsev, V. Matiunin, E. Nekrasova, P. Neustroev, N. Nikitin, V. Obratsov, A. Okhotnikov, D. Pereima, N. Polukhina, S. Poslavskii, F. Ratnikov, A. Rogachev, N. Sagidova, D. Saranin, D. Savrina, A. Semennikov, M. Shapkin, I. Shchemerov, L. Shekhtman, V. Shevchenko, R. Shorkin, A. Solovev, I. Solovyyev, E. Spiridenkov, O. Stenyakin, D. Strekalina, A. Terentev, A. Ustyuzhanin, N. Voropaev.

¹Nikhef National Institute for Subatomic Physics, Amsterdam, The Netherlands. ²Department of Physics, University of Warwick, Coventry, UK. ³Physik-Institut, Universität Zürich, Zurich, Switzerland. ⁴Oliver Lodge Laboratory, University of Liverpool, Liverpool, UK. ⁵Syracuse University, Syracuse, NY, USA. ⁶Instituto Galego de Física de Altas Enerxías (IGFAE), Universidade de Santiago de Compostela, Santiago de Compostela, Spain. ⁷H.H. Wills Physics Laboratory, University of Bristol, Bristol, UK. ⁸Department of Physics and Astronomy, Uppsala University, Uppsala, Sweden. ⁹School of Physics and Astronomy, University of Glasgow, Glasgow, UK. ¹⁰Université Paris-Saclay, CNRS/IN2P3, IJCLab, Orsay, France. ¹¹University of Michigan, Ann Arbor, MI, USA. ¹²Université Clermont Auvergne, CNRS/IN2P3, LPC, Clermont-Ferrand, France. ¹³INFN Laboratori Nazionali di Frascati, Frascati, Italy. ¹⁴Fakultät Physik, Technische Universität

Methods

Derivation of the CP asymmetry

The CP asymmetry arises from interference between the tree and loop processes. The total amplitude of the Λ_b^0 decay is the sum of the tree and loop amplitudes:

$$A(\Lambda_b^0) = |A_T| e^{+i\phi_T} e^{i\delta_T} + |A_L| e^{+i\phi_L} e^{i\delta_L}, \quad (3)$$

where ϕ_T (δ_T) and ϕ_L (δ_L) are the weak (strong) phases of the tree and loop processes, respectively, with $|A_T|$ and $|A_L|$ being their magnitudes. Similarly, the total amplitude for the $\bar{\Lambda}_b^0$ decay is given by

$$A(\bar{\Lambda}_b^0) = |A_T| e^{-i\phi_T} e^{i\delta_T} + |A_L| e^{-i\phi_L} e^{i\delta_L}. \quad (4)$$

Substituting into equation (1), where the decay rate Γ is proportional to the squared amplitude, the CP asymmetry is obtained as

$$\mathcal{A}_{CP} = \frac{|A(\Lambda_b^0)|^2 - |A(\bar{\Lambda}_b^0)|^2}{|A(\Lambda_b^0)|^2 + |A(\bar{\Lambda}_b^0)|^2} = \frac{2\sin\Delta\delta\sin\Delta\phi}{|A_T/A_L| + |A_L/A_T| + 2\cos\Delta\delta\cos\Delta\phi}. \quad (5)$$

A sizeable \mathcal{A}_{CP} requires A_T and A_L to have comparable magnitudes, along with notable differences in both the weak ($\Delta\phi$) and strong ($\Delta\delta$) phases.

LHCb detector

The LHC at the CERN near Geneva is the world's largest particle accelerator. Constructed within a 27-km underground circular tunnel, the LHC accelerates two counterrotating proton beams to speeds near that of light, colliding them at designated interaction points to produce high-energy particles. The LHCb detector^{1,31} is located at one of these interaction points to capture and analyse particles produced in the pp collisions. Optimized to record decays of hadrons containing b quarks, the LHCb detector is a forward spectrometer enabling a broad physics programme, including high-precision measurements of CP violation and searches for rare decay processes. Its tracking system reconstructs the trajectories of charged particles and measures their momenta with a relative uncertainty that varies from 0.5% at low momentum to 1.0% at 200 GeV/c. The tracking system also measures the particle impact parameter relative to the pp interaction point with a resolution of $(15 + 29/p_T) \mu\text{m}$, where p_T is the transverse momentum of the particle in GeV/c. These capabilities enable precise vertex reconstruction and kinematic analyses, which are essential for distinguishing signal events from the background. Alongside the tracking system, the LHCb detector includes two ring-imaging Cherenkov detectors, a calorimeter system and a muon-detection system to provide PID information for final-state particles. Collectively, these components enable the LHCb experiment to rigorously test the Standard Model and search for new physics through precise measurements.

Data and simulation samples

Measurements were performed using collision data collected by the LHCb experiment in pp collisions at centre-of-mass energies of 7 TeV (2011) and 8 TeV (2012), referred to hereafter as the run 1 period, and 13 TeV (2015–2018), referred to as the run 2 period. Simulated Λ_b^0 decays were used in selecting events and studying mass distributions. In the simulation, pp collisions were generated using Pythia^{39,40}, with a specific LHCb configuration⁴¹. Decays of unstable particles were described by EvtGen⁴², in which the final-state radiation was generated using Photos⁴³. The interaction of the generated particles with the detector and its response were implemented using the Geant4 toolkit^{44,45}, as described in ref. 46.

Event selection

The online event selection for b -hadron decays was performed by a trigger system designed to retain beauty and charm hadrons of interest while rejecting the light-hadron background⁴⁷. The system consisted of two parts: (1) a hardware-based first-level trigger, which selected hadrons, photons and electrons with high-energy deposits in the calorimeter as well as muons with high p_T , and (2) a software-based high-level trigger, which reconstructed and selected decays of interest. The software trigger required a two-, three- or four-track secondary vertex with a significant displacement from any pp collision point, known as the primary vertex. At least one charged particle must have had a large p_T and be inconsistent with originating from a primary vertex. A multivariate algorithm^{48,49} was used to identify secondary vertices consistent with the decay of a b hadron.

In the analysis, the Λ_b^0 baryon was reconstructed by combining four tracks identified as a proton, a kaon and two pions. Further selection criteria were applied to suppress the background while retaining most of the signal decays. The same selection requirements were applied to the $\Lambda_b^0 \rightarrow pK^-\pi^+\pi^-$ and $\bar{\Lambda}_b^0 \rightarrow \bar{p}K^+\pi^-\pi^+$ decays. To reduce the background from tracks originating at a primary vertex, a large impact parameter with respect to any primary vertex was required for each final-state track. The four tracks had to form a common vertex with a significant displacement from any primary vertex. Furthermore, the Λ_b^0 momentum, calculated from the final-state particles, was required to point back to the associated primary vertex.

A few categories of background were further suppressed to obtain a high-purity Λ_b^0 sample. Fake Λ_b^0 candidates, formed by random combinations of tracks identified as p, K^-, π^+ or π^- , were suppressed using a boosted-decision-tree multivariate classifier⁴⁸. The classifier had been trained with a simulated sample for the signal and collision data from the high-mass sideband for the background, and it used information related to the large Λ_b^0 mass and long lifetime as well as the decay topology. The large Λ_b^0 mass resulted in a relatively high p_T for final-state particles compared to those originating directly from pp collisions. The long Λ_b^0 lifetime caused a displacement of the decay vertex from the primary vertex, leading to final-state particles with relatively large impact parameters. A second type of background arose from decays proceeding through intermediate charmed resonances. The final states of these charmed decays were like signal decays in that they formed well-reconstructed displaced vertices, and it was difficult to completely remove them through PID, kinematic or topological selections. Nevertheless, charmed resonances manifested as distinct peaks in the mass spectra of their decay products. For example, the $\Lambda_b^0 \rightarrow pD^0\pi^-$ decay with $D^0 \rightarrow K^-\pi^+$ had the same final state as the signal decay, but with the $K^-\pi^+$ mass peaking around the known D^0 mass³⁰. By analysing these spectra, charmed resonances such as D^0, D^+, Λ_c^+ and J/ψ were identified. Candidates near the charm mass peaks were excluded, which effectively suppressed the charmed background. Background arising from the misidentification of final-state particle species, such as a kaon misidentified as a proton or pion, was mitigated using a set of neural-network-based PID variables⁵⁰. In addition, some misidentified particles originated from intermediate charmed resonances. By reconstructing the mass spectra with the appropriate particle masses, prominent resonance peaks were identified and excluded, effectively reducing this background contribution.

The otherwise excluded $\Lambda_b^0 \rightarrow \Lambda_c^+(\rightarrow pK^-\pi^+)\pi^-$ decay, which had the same final state as the signal channel, was the control channel. The CP asymmetry in the $\Lambda_b^0 \rightarrow \Lambda_c^+\pi^-$ decay was expected to be negligible in the Standard Model, as it is dominated by the tree-level $b \rightarrow c\bar{u}d$ transition, making it suitable for calibrating and cancelling nuisance asymmetries. All $\Lambda_b^0 \rightarrow \Lambda_c^+(\rightarrow pK^-\pi^+)\pi^-$ candidates were selected using the same criteria as imposed for the signal candidates, with the $pK^-\pi^+$ mass confined to a region centred around the known Λ_c^+ mass³⁰.

Asymmetry measurement

The asymmetry was measured separately for run 1 and run 2 samples, from signal yield extraction to the evaluation of nuisance asymmetries and systematic uncertainties. The ratio of yields between run 1 and run 2 data was measured to be consistent with the estimate based on relative luminosity, cross section and efficiency. The signal yields from the two samples were then combined. The results of the nuisance asymmetries and systematic uncertainties were statistically averaged. This averaging used weights inversely proportional to the squared statistical uncertainties, which were determined from the respective mass fits. The yield asymmetries of the signal decay were measured to be $\mathcal{A}_N = (5.12 \pm 0.96)\%$ for run 1 and $\mathcal{A}_N = (3.42 \pm 0.43)\%$ for run 2, whereas those for the control mode were $\mathcal{A}_N = (1.08 \pm 0.55)\%$ for run 1 and $\mathcal{A}_N = (1.32 \pm 0.25)\%$ for run 2.

The signal yields for the $\Lambda_b^0 \rightarrow pK^-\pi^+\pi^-$ and $\bar{\Lambda}_b^0 \rightarrow \bar{p}K^+\pi^-\pi^+$ decays were determined from a simultaneous extended unbinned maximum-likelihood fit to their mass spectra. The signal shape was modelled as a combination of a Gaussian and two crystal ball functions⁵¹, all with the same peak position. The parameters of the signal function were determined from simulated events and were fixed in the fit to collision data, except for the Gaussian width, the average width of the crystal ball functions and the peak position, which accounted for imperfections in the simulation. The results for these floated parameters were comparable for run 1 and run 2 data. Various background sources were modelled separately in the fit. The background from partially reconstructed events, specifically the $\Lambda_b^0 \rightarrow pK^-\pi^+\pi^0$ decay where the π^0 meson was not reconstructed, was described by an ARGUS function⁵². The background from the $\Lambda_b^0 \rightarrow pK^-\eta'(\rightarrow \pi^+\pi^-\gamma)$ decay where the photon was not reconstructed, was modelled with a distribution obtained using fast-simulated decays⁵³.

The decays $\Lambda_b^0 \rightarrow p\pi^+\pi^-\pi^-$, $\Lambda_b^0 \rightarrow pK^-K^+\pi^-$ and $\Xi_b^0 \rightarrow pK^-\pi^+K^-$ could be incorrectly reconstructed as a $\Lambda_b^0 \rightarrow pK^-\pi^+\pi^-$ decay, with one final-state particle misidentified. Their mass distributions were modelled using a simulation. The $\Xi_b^0 \rightarrow pK^-\pi^+\pi^-$ decay was described by the same model used for the Λ_b^0 signal, but with the peak position shifted by the difference of the known Ξ_b^0 and Λ_b^0 baryon masses and with the width scaled by their mass ratio⁵⁴. The combinatorial background, due to random combinations of final-state p, K^-, π^+ and π^- hadrons, was modelled as a linear function.

For the control channel, the Λ_b^0 mass distribution was modelled using the same function as for the signal channel, with parameters determined independently from simulated $\Lambda_b^0 \rightarrow \Lambda_c^+(\rightarrow pK^-\pi^+)\pi^-$ decays. The background consisted of a combinatorial component modelled by a linear function, a partially reconstructed background from the $\Lambda_b^0 \rightarrow \Lambda_c^+\pi^-\pi^0$ decay modelled as an ARGUS function and a misidentified background from the $\Lambda_b^0 \rightarrow \Lambda_c^+K^-\pi^-$ decay, which was modelled based on a sample of simulated decays.

In the simultaneous fit, the same probability density function for each component was used for both baryon and antibaryon decays, with the yields floated freely and independently for the two decays. The yield asymmetries obtained from the mass fits were affected by nuisance effects arising from asymmetries in the b -baryon production cross section as well as from the detection, reconstruction and selection of final-state particles. Most of these effects cancelled in the difference between the yield asymmetries of the signal and the control channels. Nevertheless, the difference in the Λ_b^0 or final-state kinematics between the signal and control channels led to an incomplete cancellation of nuisance asymmetries. To address this, the nuisance asymmetry difference was subtracted from the yield asymmetry difference after all such experimental asymmetries had been accounted for.

The origins and corrections for experimental asymmetries are outlined below. The initial pp collision is a two-baryon system, which produces slightly more Λ_b^0 baryons than $\bar{\Lambda}_b^0$ baryons, resulting in an

asymmetry that depends on their rapidity y and their p_T (ref. 34). The background-subtracted distributions of y and p_T for both the signal and control channels were first obtained using the sPlot technique⁵⁵. Subsequently, the control-channel distributions were weighted to match those of the signal channel. As a result, the difference in production asymmetry between the signal channel and the kinematics-weighted control channel vanished.

Positively and negatively charged particles exhibit different behaviour when interacting with matter, resulting in different detection efficiencies, whose magnitude depends on the momentum of the particle. The final-state particles in this analysis included protons, kaons and pions. The proton-detection asymmetry as a function of momentum was measured in ref. 56. The kaon-detection asymmetry was studied using kaons from the $D^+ \rightarrow K^-\pi^+\pi^+$ decay⁵⁷, and the pion-detection asymmetry was investigated through $D^{*+} \rightarrow \pi^+D^0(\rightarrow K^-\pi^+\pi^+)$ and $D^0 \rightarrow K_S^0\pi^+\pi^-$ decays^{58,59}. Subsequently, the detection asymmetry for each final-state particle as a function of kinematics was averaged over the kinematic distribution in both the signal and control channels. Finally, the overall detection asymmetry was obtained by summing the detection asymmetry contributions from each final-state particle. The difference in detection asymmetries between the signal and control channels is presented in Extended Data Table 1, with the uncertainties estimated using pseudo-experiments. The same approach was applied to estimate the uncertainties from the PID asymmetry and trigger asymmetry discussed below.

The PID requirements applied to the final-state particles can introduce asymmetries between positively and negatively charged particles. PID efficiencies and asymmetries for final-state particles of Λ_b^0 and $\bar{\Lambda}_b^0$ decays were evaluated in bins of momentum p and pseudorapidity η using calibration samples of collision data^{60,61}. Then the PID asymmetry for each final-state particle was averaged over the distribution in the p - η plane for the signal and control channels. The difference in PID asymmetries between the signal and control channels is presented in Extended Data Table 1.

The determination of the hardware-trigger efficiency asymmetry between oppositely charged hadrons used the same methodology as for the PID asymmetry. The trigger efficiencies were studied separately for two categories of events: trigger on signal, where the trigger decision was based on the final state of the Λ_b^0 decay, and trigger independent of signal, where the trigger decision depended on other particles rather than those from the signal decay. The trigger-on-signal efficiency and its asymmetry for a final-state particle, as a function of its energy deposited in the calorimeter, were determined using the $\Lambda_b^0 \rightarrow \Lambda_c^+(\rightarrow pK^-\pi^+)\pi^-$ sample for protons and a $D^0 \rightarrow K^-\pi^+$ sample for kaons and pions. Conversely, the trigger-independent-of-signal efficiency and its asymmetry, as a function of the Λ_b^0 transverse momentum, were estimated using a control sample of Λ_b^0 decays⁶². The total trigger efficiency asymmetry was calculated as a weighted average of the asymmetries of the two categories of events. The difference between the signal and control channels is presented in Extended Data Table 1.

The total nuisance asymmetry difference is the sum of the detection asymmetry, PID asymmetry and trigger asymmetry differences between the signal and control channels. The corresponding uncertainties were calculated as the quadrature sum of the individual contributions. The results are also shown in Extended Data Table 1. The combined nuisance asymmetry difference for runs 1 and 2 was determined to be $(0.01 \pm 0.07)\%$.

Systematic uncertainties

In addition to the systematic uncertainties arising from the nuisance asymmetries, further uncertainty is associated with the Λ_b^0 mass fit. This uncertainty was estimated by using alternative fitting models, with the largest variation in the yield asymmetry among these models assigned as the systematic uncertainty. For the alternative signal

models, the fixed parameters of the signal shapes were modified up or down by one standard deviation, the Λ_b^0 signal model was replaced with the sum of a Gaussian and a Hypatia function⁶³, and the difference between the Ξ_b^0 and Λ_b^0 masses, which was fixed during a fit, was varied by one standard deviation³⁰. The combinatorial background distribution was changed from a linear function to an exponential function. The mass distribution of the $\Lambda_b^0 \rightarrow p\pi^+\pi^+\pi^-$ decay, reconstructed as the $\Lambda_b^0 \rightarrow pK^-\pi^+\pi^-$ decay, was modelled in the baseline fit using a simulated sample generated with the mixture of a uniform distribution in phase space and intermediate resonances. As an alternative, the mass distribution was modelled using simulated decays with only a uniform distribution in the phase space. Finally, the partially reconstructed background from the $\Lambda_b^0 \rightarrow pK^-\eta'(\rightarrow \pi^+\pi^-\gamma)$ decay was modelled using a simulated sample with other kinematic requirements applied. To evaluate the impact of the imperfect modelling of the partially reconstructed background from the $\Lambda_b^0 \rightarrow pK^-\pi^+\pi^-\pi^0$ decay, the Λ_b^0 mass-fitting range was changed from $5.40 < m(pK^-\pi^+\pi^-) < 6.10$ GeV/ c^2 to $5.45 < m(pK^-\pi^+\pi^-) < 6.10$ GeV/ c^2 , where this background was reduced by around a factor of two. The results are presented in Extended Data Table 2.

The total systematic uncertainty was taken as the quadratic sum of the systematic uncertainties arising from nuisance asymmetries and the mass fit, as presented in Extended Data Table 2. The combined systematic uncertainty for runs 1 and 2 was 0.10%.

Localized CP violation in the phase space

Local CP asymmetries were studied in four regions of phase space, selected based on the $\Lambda_b^0 \rightarrow pK^-\pi^+\pi^-$ decay topology. In total, seven resonance topologies are possible, with several hadronic resonances potentially contributing to each topology. Three of these topologies, namely $\Lambda_b^0 \rightarrow R(p\pi^+)K^-\pi^-$, $\Lambda_b^0 \rightarrow R(pK^-\pi^+)\pi^+$ and $\Lambda_b^0 \rightarrow R(pK^-\pi^+)\pi^-$, were strongly suppressed due to either the absence of relevant hadronic resonances or the flavour symmetry of the Standard Model⁶⁴, and these were not selected for localized CP measurements. Two-body and three-body mass distributions and the selected regions are shown in Extended Data Figs. 2 and 3, respectively. The four phase-space regions correspond to:

1. Two-body decays where the pK^- and $\pi^+\pi^-$ two-body systems result from separate intermediate resonance decays, $R(pK^-)$ and $R(\pi^+\pi^-)$. The pK^- mass was required to be less than 2.2 GeV/ c^2 . This area was dominated by excited Λ resonances. The $\pi^+\pi^-$ mass was required to be less than 1.1 GeV/ c^2 . This area contained light unflavoured $f_0(500)$, $\rho(770)$ and $f_0(980)$ resonances and a non-resonant $\pi^+\pi^-$ component.
2. Two-body decays where the $p\pi^-$ and π^+K^- two-body systems resulted from separate intermediate resonance decays, $R(p\pi^-)$ and $R(K^-\pi^+)$. We required that $m(p\pi^-) < 1.7$ GeV/ c^2 , delimiting a region dominated by excited nucleon (N) resonances, and also that $0.8 < m(\pi^+K^-) < 1.0$ GeV/ c^2 or $1.1 < m(\pi^+K^-) < 1.6$ GeV/ c^2 , which contained mostly K^{*0} resonances.
3. Three-body decay of excited N^* resonances into the $p\pi^+\pi^-$ final state, $R(p\pi^+\pi^-)$. The requirement on the three-body mass was $m(p\pi^+\pi^-) < 2.7$ GeV/ c^2 .
4. Three-body decay of excited K^* resonances into the $K^-\pi^+\pi^-$ final state, $R(K^-\pi^+\pi^-)$. The mass region $m(K^-\pi^+\pi^-) < 2.0$ GeV/ c^2 included $K_1(1270)^-$, $K_1(1400)^-$ and $K^*(1410)^-$ resonances.

For each phase-space region, the CP asymmetry was measured with the same method as for the global \mathcal{A}_{CP} result.

Interpretation

In the $\Lambda_b^0 \rightarrow R(p\pi^+\pi^-)K^-$ decay, the u quark produced from the $b \rightarrow u\bar{u}s$ process combines with the ud quarks within the Λ_b^0 baryon to form the R resonances, while the remaining $\bar{u}s$ quarks form the K^- meson. A similar process occurs in the $\Lambda_b^0 \rightarrow R(K^-\pi^+\pi^-)p$ decay, where the uud quarks form the proton and the $\bar{u}s$ quarks contribute

to the formation of the R resonances. The measured CP asymmetry was different for the two decays, indicating that the tree and loop diagrams had different relative magnitudes or that there were strong phases. The $\Lambda_b^0 \rightarrow R(p\pi^-)R(K^-\pi^+)$ decay involves a $b \rightarrow d\bar{d}s$ transition, where the d quark forms the $R(p\pi^-)$ baryon together with ud quarks from the initial Λ_b^0 baryon. The remaining $\bar{d}s$ quarks form the $R(K^-\pi^+)$ meson. In this case, the tree amplitude does not contribute, and thus, CP symmetry was expected to hold. Conversely, the $\Lambda_b^0 \rightarrow R(pK^-)R(\pi^+\pi^-)$ decay represents a hybrid process involving both the $\Lambda_b^0 \rightarrow R(pK^-)f_0(980)(\rightarrow \pi^+\pi^-)$ process as well as non-resonant $\pi^+\pi^-$ contributions. The former was predominantly driven by the $b \rightarrow s\bar{s}s$ loop diagram, where an s quark and the ud quarks from the initial Λ_b^0 baryon hadronize into the $R(pK^-)$ baryon, and the rest forms the $f_0(980)$ hadron. The latter may arise from both tree and loop diagrams of the $b \rightarrow u\bar{u}s$ decay, where the $u\bar{u}$ quarks form the non-resonant $\pi^+\pi^-$ system, allowing CP violation to emerge.

Significance and look-elsewhere effect

For the global \mathcal{A}_{CP} , the baseline method for evaluating significance was the z score, which is the \mathcal{A}_{CP} absolute value divided by its total uncertainty. For the local \mathcal{A}_{CP} , the preliminary significance was obtained by dividing \mathcal{A}_{CP} by its total uncertainty. Subsequently, the look-elsewhere effect⁶⁵ was accounted for to correct for the increased probability of observing a significant result due to several measurements. The look-elsewhere effect was determined through pseudo-experiments, which also considered correlations among \mathcal{A}_{CP} measurements in different phase-space regions.

Data availability

LHCb data used in this analysis will be released according to the LHCb external data access policy, which can be downloaded from <https://opendata.cern.ch/record/410/files/LHCb-Data-Policy.pdf>. The raw data used for Figs. 1–3 and Extended Data Figs. 1–3 can be downloaded from <https://cds.cern.ch/record/2927827>. No access codes are required.

Code availability

Software and code that is associated with this publication and that is publicly available is referenced within the publication content. Specific analysis software or code used to produce the results shown in the publication is preserved within the LHCb Collaboration internally and can be provided on reasonable request, provided it does not contain information that can be associated with unpublished results.

39. Sjöstrand, T., Mrenna, S. & Skands, P. A brief introduction to PYTHIA 8.1. *Comput. Phys. Commun.* **178**, 852 (2008).
40. Sjöstrand, T., Mrenna, S. & Skands, P. PYTHIA 6.4 physics and manual. *J. High Energy Phys.* **05**, 026 (2006).
41. Belyaev, I. et al. Handling of the generation of primary events in Gauss, the LHCb simulation framework. *J. Phys.: Conf. Ser.* **331**, 032047 (2011).
42. Lange, D. J. The EvtGen particle decay simulation package. *Nucl. Instrum. Methods Phys. Res. A* **462**, 152 (2001).
43. Davidson, N., Przedzinski, T. & Was, Z. PHOTOS interface in C++: technical and physics documentation. *Comput. Phys. Commun.* **199**, 86 (2016).
44. Geant4 Collaboration. Geant4 developments and applications. *IEEE Trans. Nucl. Sci.* **53**, 270 (2006).
45. Agostinelli, S. et al. Geant4—a simulation toolkit. *Nucl. Instrum. Methods Phys. Res. A* **506**, 250 (2003).
46. Clemencic, M. et al. The LHCb simulation application, Gauss: design, evolution and experience. *J. Phys.: Conf. Ser.* **331**, 032023 (2011).
47. LHCb collaboration. *LHCb Trigger and Online Upgrade Technical Design Report*. CERN-LHCC-2014-016 (CERN, 2014); http://cdsweb.cern.ch/search?p=CERN-LHCC-2014-016&f=reportnumber&action_search=Search&c=LHCb.
48. Gligorov, V. V. & Williams, M. Efficient, reliable and fast high-level triggering using a bonsai boosted decision tree. *J. Instrum.* **8**, P02013 (2013).
49. Likhomanenko, T. et al. LHCb topological trigger reoptimization. *J. Phys.: Conf. Ser.* **664**, 082025 (2015).
50. Adinolfi, M. et al. Performance of the LHCb RICH detector at the LHC. *Eur. Phys. J. C* **73**, 2431 (2013).

51. Skwarnicki, T. A Study of the Radiative Cascade Transitions between the Upsilon-Prime and Upsilon Resonances. PhD thesis, Institute of Nuclear Physics (1986); <http://inspirehep.net/record/230779/>.
52. ARGUS Collaboration. Search for hadronic $b \rightarrow u$ decays. *Phys. Lett. B* **241**, 278 (1990).
53. Cowan, G. A., Craik, D. C. & Needham, M. D. RapidSim: an application for the fast simulation of heavy-quark hadron decays. *Comput. Phys. Commun.* **214**, 239 (2017).
54. LHCb Collaboration. Measurement of the $B_s^0 \rightarrow \mu^+ \mu^-$ decay properties and search for the $B^{\pm} \rightarrow \mu^+ \mu^-$ and $B_s^0 \rightarrow \mu^+ \mu^-$ decays. *Phys. Rev. D* **105**, 012010 (2022).
55. Pivk, M. & Le Diberder, F. R. sPlot: a statistical tool to unfold data distributions. *Nucl. Instrum. Methods Phys. Res. A* **555**, 356 (2005).
56. LHCb Collaboration. Search for CP violation in $\Lambda_b^0 \rightarrow p K^-$ and $\Lambda_b^0 \rightarrow p K^-$ decays. *Phys. Lett. B* **784**, 101 (2018).
57. LHCb Collaboration. Measurement of B^0 , B_s^0 , B^+ and B^0 , B_s^0 , B^+ production asymmetries in 7 and 8 TeV proton-proton collisions. *Phys. Lett. B* **774**, 139 (2017).
58. LHCb Collaboration. Measurement of CP asymmetry in $D^0 \rightarrow K^+ K^-$ and $D^0 \rightarrow \pi^+ \pi^-$ decays. *J. High Energy Phys.* **07**, 041 (2014).
59. LHCb Collaboration. Observation of the mass difference between neutral charm-meson eigenstates. *Phys. Rev. Lett.* **127**, 111801 (2021). Erratum **131**, 079901 (2023).
60. Anderlini, L. et al. The PIDCalib Package, LHCb-PUB-2016-021 (2016); http://cdsweb.cern.ch/search?p=LHCb-PUB-2016-021&f=reportnumber&action_search=Search&c=LHCb+Notes.
61. Aaij, R. et al. Selection and processing of calibration samples to measure the particle identification performance of the LHCb experiment in run 2. *EPJ Tech. Instrum.* **6**, 1 (2019).
62. Aaij, R. et al. The LHCb trigger and its performance in 2011. *J. Instrum.* **8**, P04022 (2013).
63. Santos, D. M. & Dupertuis, F. Mass distributions marginalized over per-event errors. *Nucl. Instrum. Methods Phys. Res. A* **764**, 150 (2014).
64. Liu, X.-H., Wang, Q. & Zhao, Q. Understanding the newly observed heavy pentaquark candidates. *Phys. Lett. B* **757**, 231 (2016).
65. Gross, E. & Vitells, O. Trial factors for the look elsewhere effect in high energy physics. *Eur. Phys. J. C* **70**, 525 (2010).

Acknowledgements We express our gratitude to our colleagues in the CERN accelerator departments for the excellent performance of the LHC. We thank the technical and administrative staff at the LHCb institutes. We acknowledge support from CERN and from the national agencies: ARC (Australia); CAPES, CNPq, FAPERJ and FINEP (Brazil); MOST and

NSFC (China); CNRS/IN2P3 (France); BMBF, DFG and MPG (Germany); INFN (Italy); NWO (Netherlands); MNiSW and NCN (Poland); MCID/IFA (Romania); MICIU and AEI (Spain); SNSF and SER (Switzerland); NASU (Ukraine); STFC (United Kingdom); and DOE NP and NSF (USA). We acknowledge the computing resources provided by ARDC (Australia); CBPF (Brazil); CERN, IHEP and LZU (China); IN2P3 (France); KIT and DESY (Germany); INFN (Italy); SURF (Netherlands); Polish WLCG (Poland); IFIN-HH (Romania); PIC (Spain); CSCS (Switzerland); and GridPP (United Kingdom). We are indebted to the communities behind the various open-source software packages on which we depend. Individual groups or members have received support from Key Research Program of Frontier Sciences of CAS, CAS PIFI, CAS CCEPP, Fundamental Research Funds for the Central Universities and Sci. & Tech. Program of Guangzhou (China); Minciencias (Colombia); EPLANET, Marie Skłodowska-Curie Actions, ERC and NextGenerationEU (European Union); A*MIDEX, ANR, IPhU and Labex P2IO, and Région Auvergne-Rhône-Alpes (France); Alexander-von-Humboldt Foundation (Germany); ICSC (Italy); Severo Ochoa and María de Maeztu Units of Excellence, GVA, XuntaGal, GENCAT, InTalent-Inditex and Prog. Atracción Talento CM (Spain); SRC (Sweden); and the Leverhulme Trust, the Royal Society and UKRI (United Kingdom). Unaffiliated authors are affiliated with an institute formerly covered by a cooperation agreement with CERN.

Author contributions The LHCb experiment is being built, operated and maintained by the LHCb Collaboration. All authors contributed to the design, construction, deployment and operation of the detector, the data taking, the development of the reconstruction and simulation software, data processing and data analysis. The final manuscript was reviewed and approved by all authors.

Funding Open access funding provided by CERN (European Organization for Nuclear Research).

Competing interests The authors declare no competing interests.

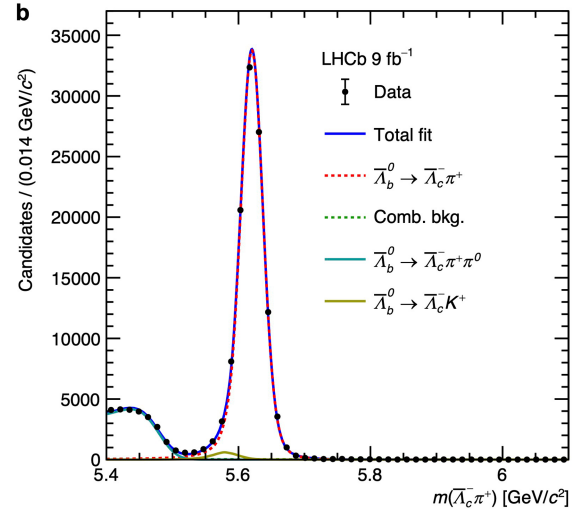
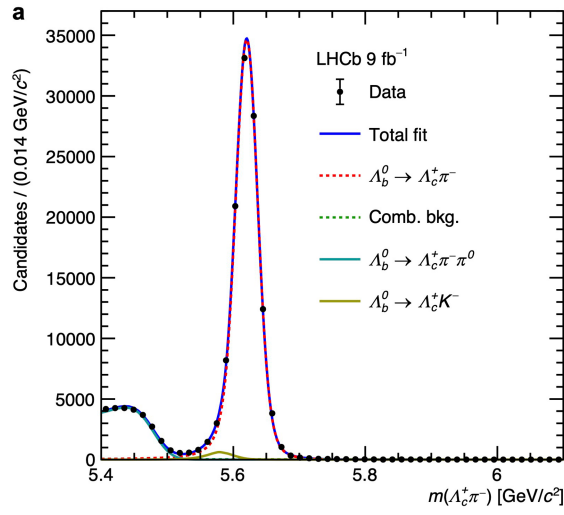
Additional information

Supplementary information The online version contains supplementary material available at <https://doi.org/10.1038/s41586-025-09119-3>.

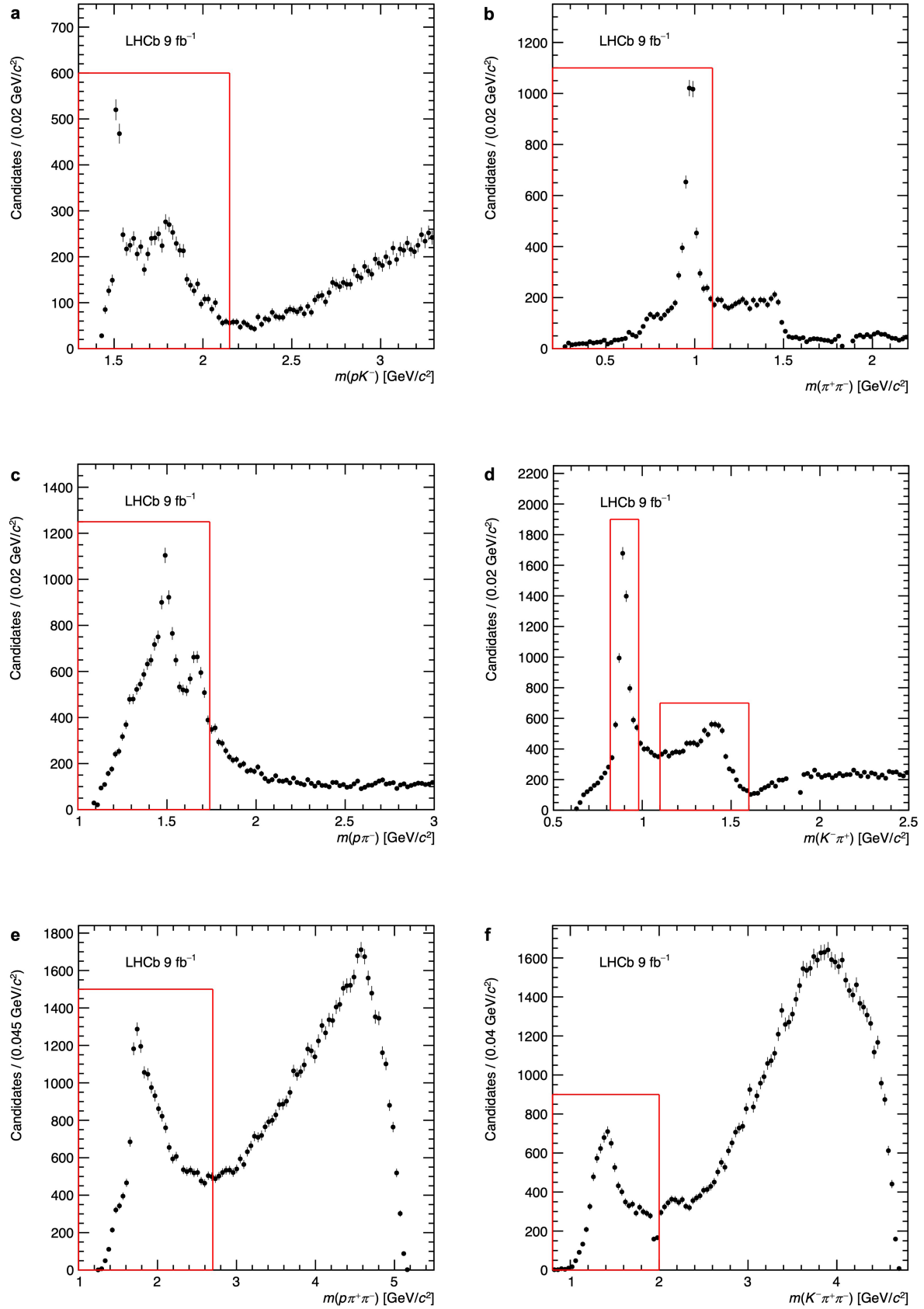
Correspondence and requests for materials should be addressed to X. Yang.

Peer review information Nature thanks Alexander Lenz, Christoph Schwanda and the other, anonymous, reviewer(s) for their contribution to the peer review of this work. Peer reviewer reports are available.

Reprints and permissions information is available at <http://www.nature.com/reprints>.

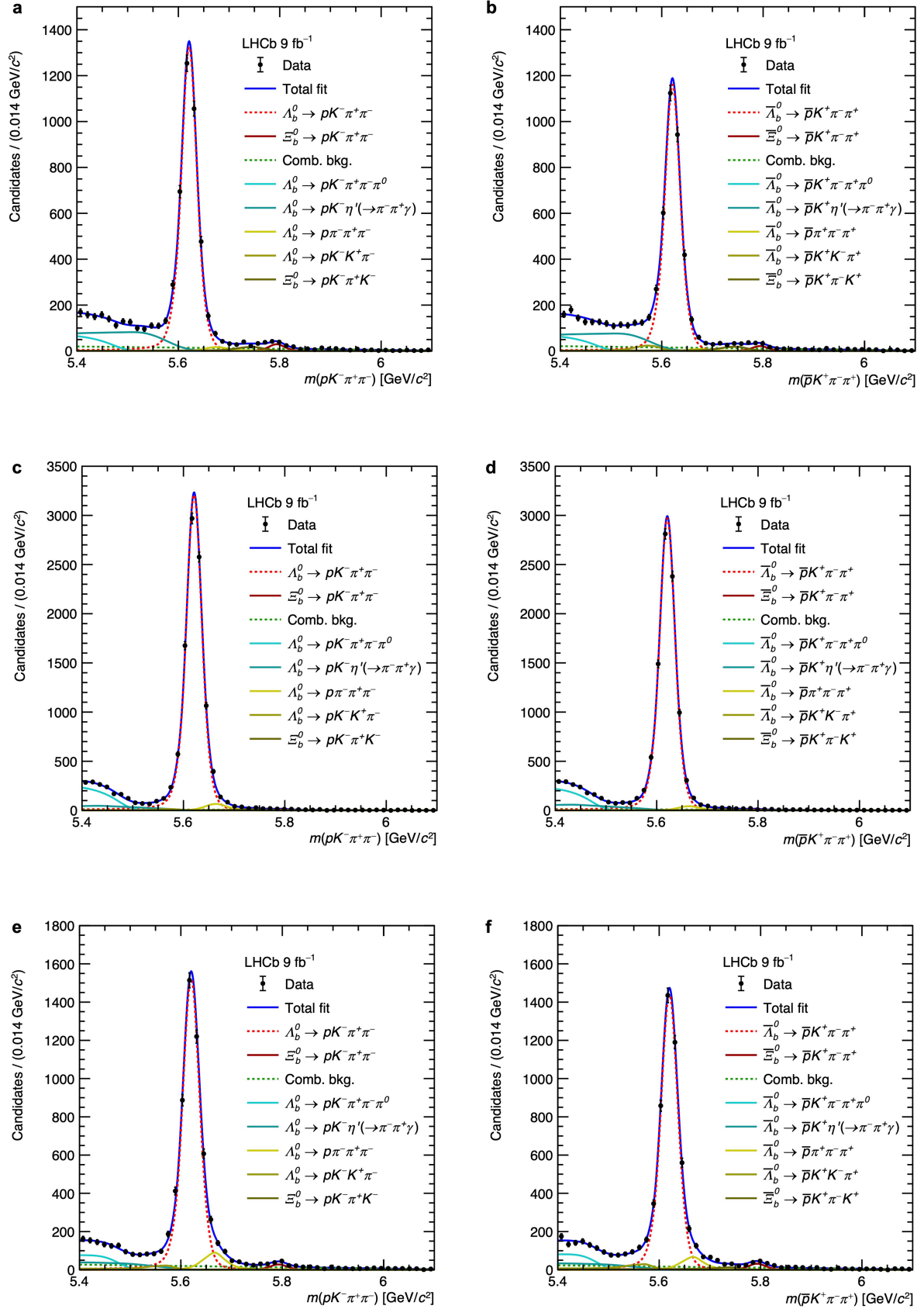


Extended Data Fig. 1 | Mass distributions of the control channel together with the fit projections. Displayed are the mass distributions for the control channel: (a) $\Lambda_b^0 \rightarrow \Lambda_c^+ \pi^-$, (b) $\Lambda_b^0 \rightarrow \Lambda_c^- \pi^+$.



Extended Data Fig. 2 | Distributions of two-body and three-body masses of final-state particles. The mass distributions of (a) pK^- and (b) $\pi^+\pi^-$, corresponding to the $\Lambda_b^0 \rightarrow R(pK^-)R(\pi^+\pi^-)$ phase-space region; (c) $p\pi^-$ and (d) $K^-\pi^+$, corresponding to the $\Lambda_b^0 \rightarrow R(p\pi^-)R(K^-\pi^+)$ phase-space region;

(e) $p\pi^+\pi^-$, representing the $\Lambda_b^0 \rightarrow R(p\pi^+\pi^-)K^-$ phase-space region; and (f) $K^-\pi^+\pi^-$, representing the $\Lambda_b^0 \rightarrow R(K^-\pi^+\pi^-)p$ phase-space region. The Λ_b^0 and $\bar{\Lambda}_b^0$ samples are combined for the plots.



Extended Data Fig. 3 | Mass distributions in regions of phase space with the fit projections also shown. Mass distributions of $\Lambda_b^0 \rightarrow pK^-\pi^+\pi^-$ and $\bar{\Lambda}_b^0 \rightarrow \bar{p}K^+\pi^-\pi^+$ for (a, b) $\Lambda_b^0 \rightarrow R(pK^-)R(\pi^+\pi^-)$, (c, d) $\Lambda_b^0 \rightarrow R(p\pi^-)R(\pi^+K^-)$, and (e, f) $\Lambda_b^0 \rightarrow R(K^-\pi^+)p$ decays.

Extended Data Table 1 | Nuisance asymmetry differences between signal and control channels for Runs 1 and 2

Contribution	Run 1	Run 2
Detection asymmetry difference	$(0.055 \pm 0.128)\%$	$(0.081 \pm 0.050)\%$
PID asymmetry difference	$(0.026 \pm 0.141)\%$	$(-0.028 \pm 0.002)\%$
Trigger asymmetry difference	$(-0.039 \pm 0.029)\%$	$(-0.050 \pm 0.008)\%$
Total nuisance asymmetry difference	$(0.042 \pm 0.193)\%$	$(0.003 \pm 0.051)\%$

Extended Data Table 2 | Systematic uncertainties of the global \mathcal{A}_{CP} measurement for Runs 1 and 2

Contribution	Run 1	Run 2
Nuisance asymmetry difference	0.193%	0.051%
Mass fit	0.044%	0.067%
Total systematic uncertainty	0.198%	0.084%