

EmoDB

Felix

October 4, 2023

1 Data

1.1 Load report

emodb: loaded with 535 samples: got targets: True, got speakers: True (10),
got sexes: True

2 Data exploration

2.1 Correlation of emotion and gender

samples 339. P-val chi2: 0.425

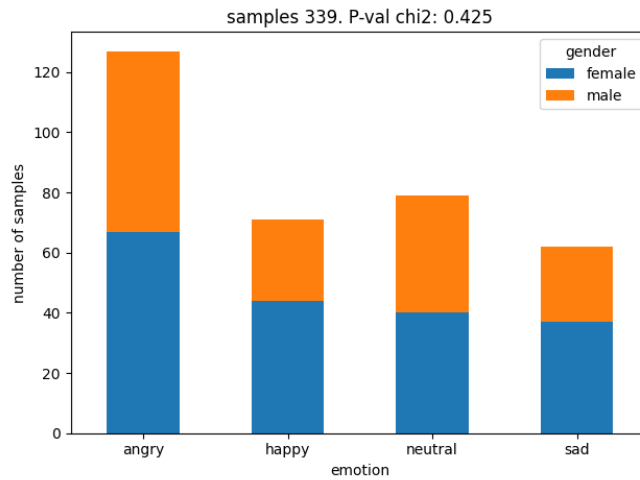


Figure 1: Correlation of emotion and gender

2.2 Correlation of emotion and age

samples 339. P-val chi2: 0.904

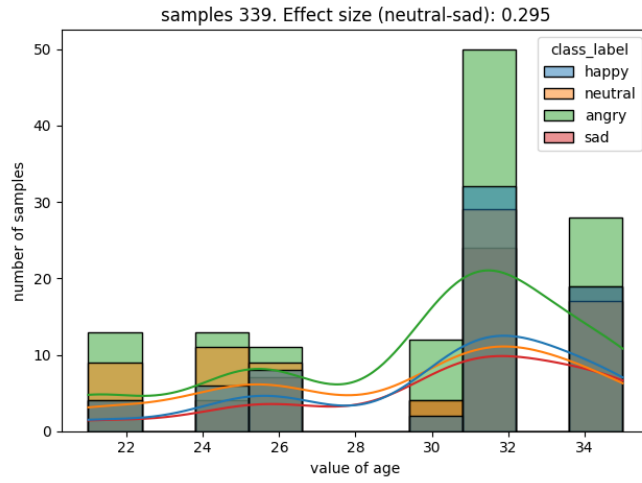


Figure 2: Correlation of emotion and age

2.3 Samples per speaker

Samples per speaker (10)

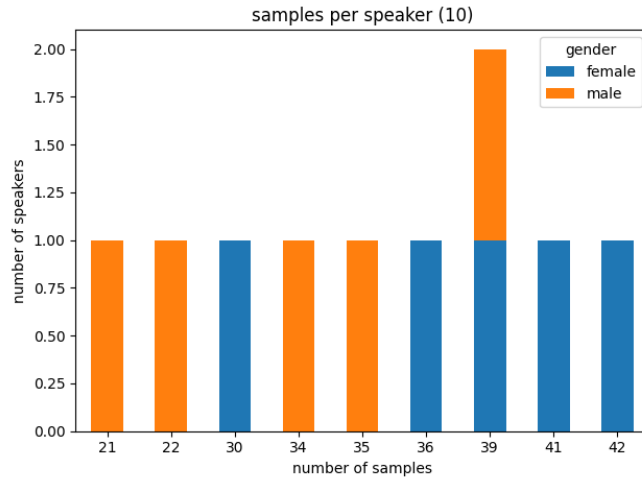


Figure 3: Samples per speaker

2.4 Correlation of emotion and gender

speakers 10. P-val chi2: 1.0

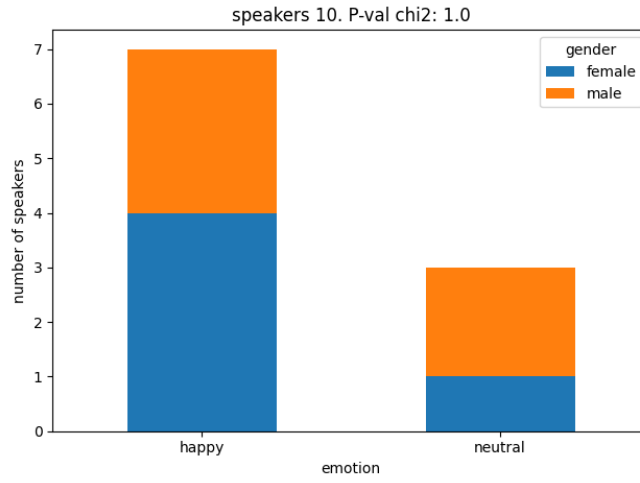


Figure 4: Correlation of emotion and gender

2.5 Correlation of emotion and age

speakers 10. P-val chi2: 0.367

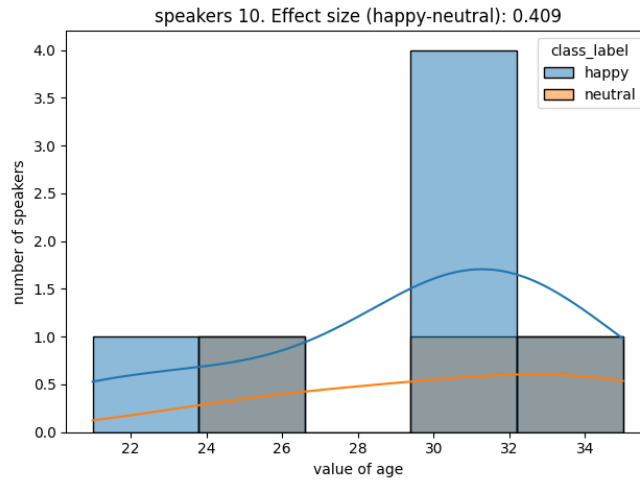


Figure 5: Correlation of emotion and age

2.6 Correlation of emotion and gender

samples 339. P-val chi2: 0.425

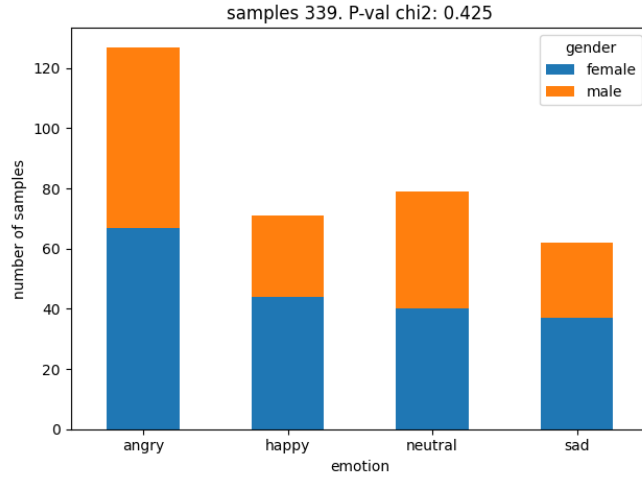


Figure 6: Correlation of emotion and gender

2.7 Correlation of emotion and age

samples 339. Effect size (neutral-sad): 0.295

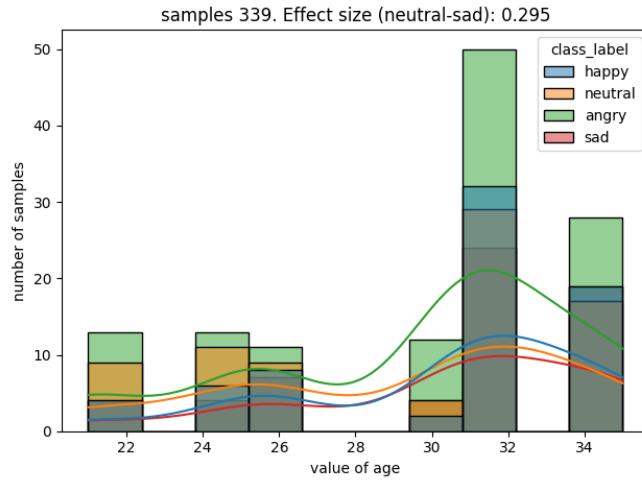


Figure 7: Correlation of emotion and age

2.8 Samples per speaker

Samples per speaker (10)

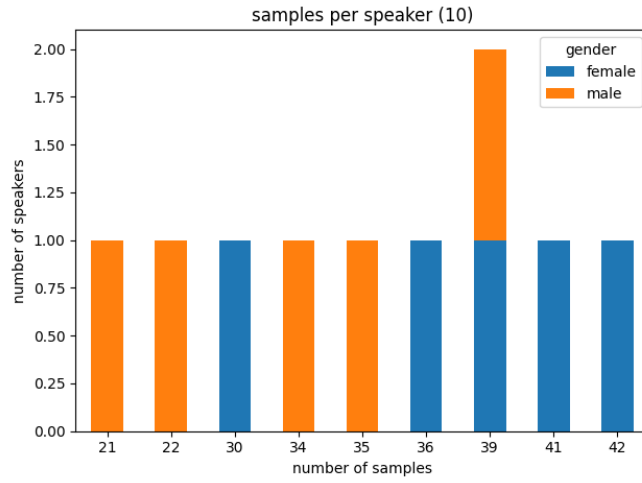


Figure 8: Samples per speaker

2.9 Correlation of emotion and gender

speakers 10. P-val chi2: 1.0

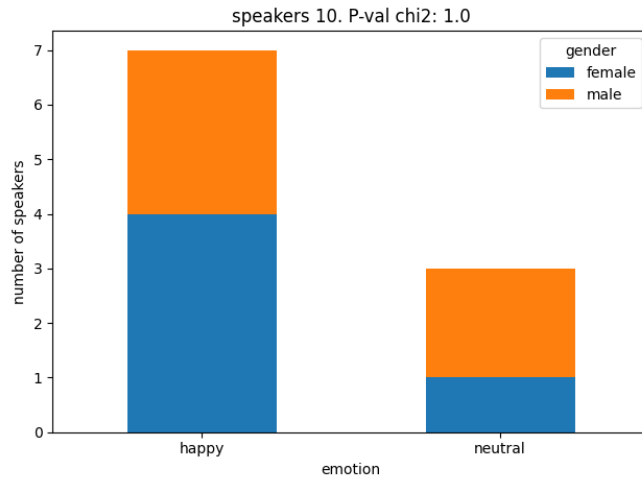


Figure 9: Correlation of emotion and gender

2.10 Correlation of emotion and age

speakers 10. Effect size (happy-neutral): 0.409

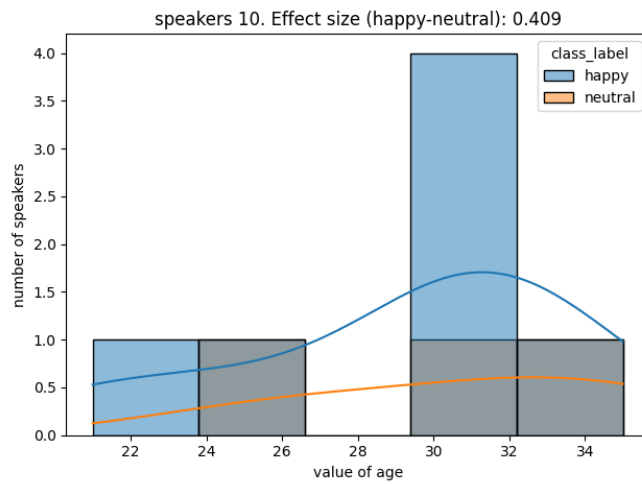


Figure 10: Correlation of emotion and age

3 Results

3.1 xgb_praat_os_

Confusion matrix

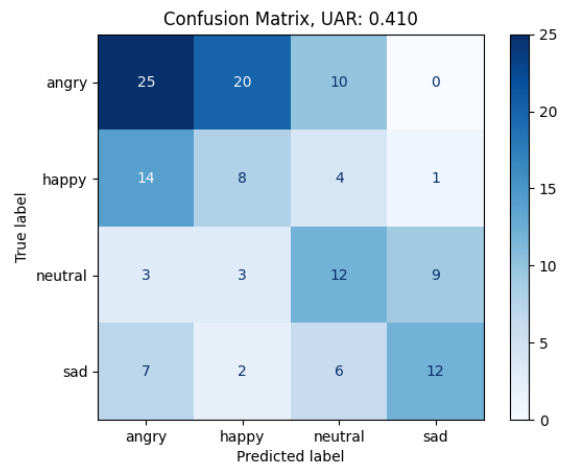


Figure 11: xgb_praat_os_

3.2 Classification result xgb_praat_os__

```
{
  "angry": {
    "precision": 0.5102040816326531,
    "recall": 0.45454545454545453,
    "f1-score": 0.4807692307692308,
    "support": 55.0
  },
  "happy": {
    "precision": 0.24242424242424243,
    "recall": 0.2962962962962963,
    "f1-score": 0.26666666666666666,
    "support": 27.0
  },
  "neutral": {
    "precision": 0.375,
    "recall": 0.4444444444444444,
    "f1-score": 0.4067796610169491,
    "support": 27.0
  },
  "sad": {
    "precision": 0.5454545454545454,
    "recall": 0.4444444444444444,
    "f1-score": 0.4897959183673469,
    "support": 27.0
  },
  "accuracy": 0.41911764705882354,
  "macro avg": {
    "precision": 0.41827071737786026,
    "recall": 0.4099326599326599,
    "f1-score": 0.41100286920504836,
    "support": 136.0
  },
  "weighted avg": {
    "precision": 0.43719817472443523,
    "recall": 0.41911764705882354,
    "f1-score": 0.4253665318800271,
    "support": 136.0
  }
}
```

result per class (F1 score): [0.481, 0.267, 0.407, 0.49]

3.3 xgb_audmodel__

Confusion matrix

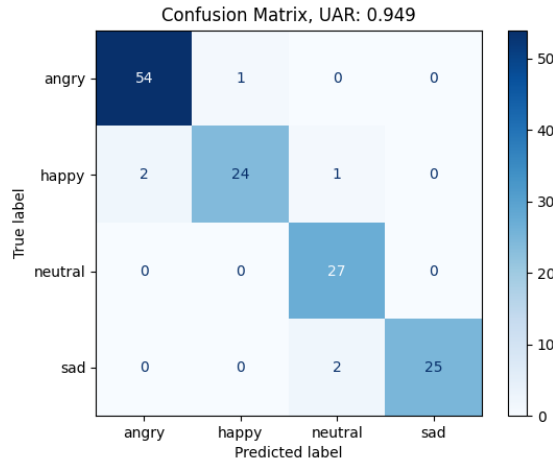


Figure 12: xgb_audmodel__

3.4 Classification result xgb_audmodel__

```
{
  "angry": {
    "precision": 0.9642857142857143,
    "recall": 0.9818181818181818,
    "f1-score": 0.972972972972973,
    "support": 55.0
  },
  "happy": {
    "precision": 0.96,
    "recall": 0.8888888888888888,
    "f1-score": 0.923076923076923,
    "support": 27.0
  },
  "neutral": {
    "precision": 0.9,
    "recall": 1.0,
    "f1-score": 0.9473684210526316,
    "support": 27.0
  },
  "sad": {
    "precision": 1.0,
    "recall": 0.9259259259259259,
    "f1-score": 0.9615384615384615,
    "support": 27.0
  },
  "accuracy": 0.9558823529411765,
  "macro avg": {
    "precision": 0.9560714285714286,
    "recall": 0.9491582491582492,
    "f1-score": 0.9558823529411765,
    "support": 136.0
  }
}
```

0.9512391946602474, "support": 136.0}, "weighted avg": {"precision": 0.9577626050420167,
"recall": 0.9558823529411765, "f1-score": 0.9557137960775731, "support": 136.0}}
result per class (F1 score): [0.973, 0.923, 0.947, 0.962]