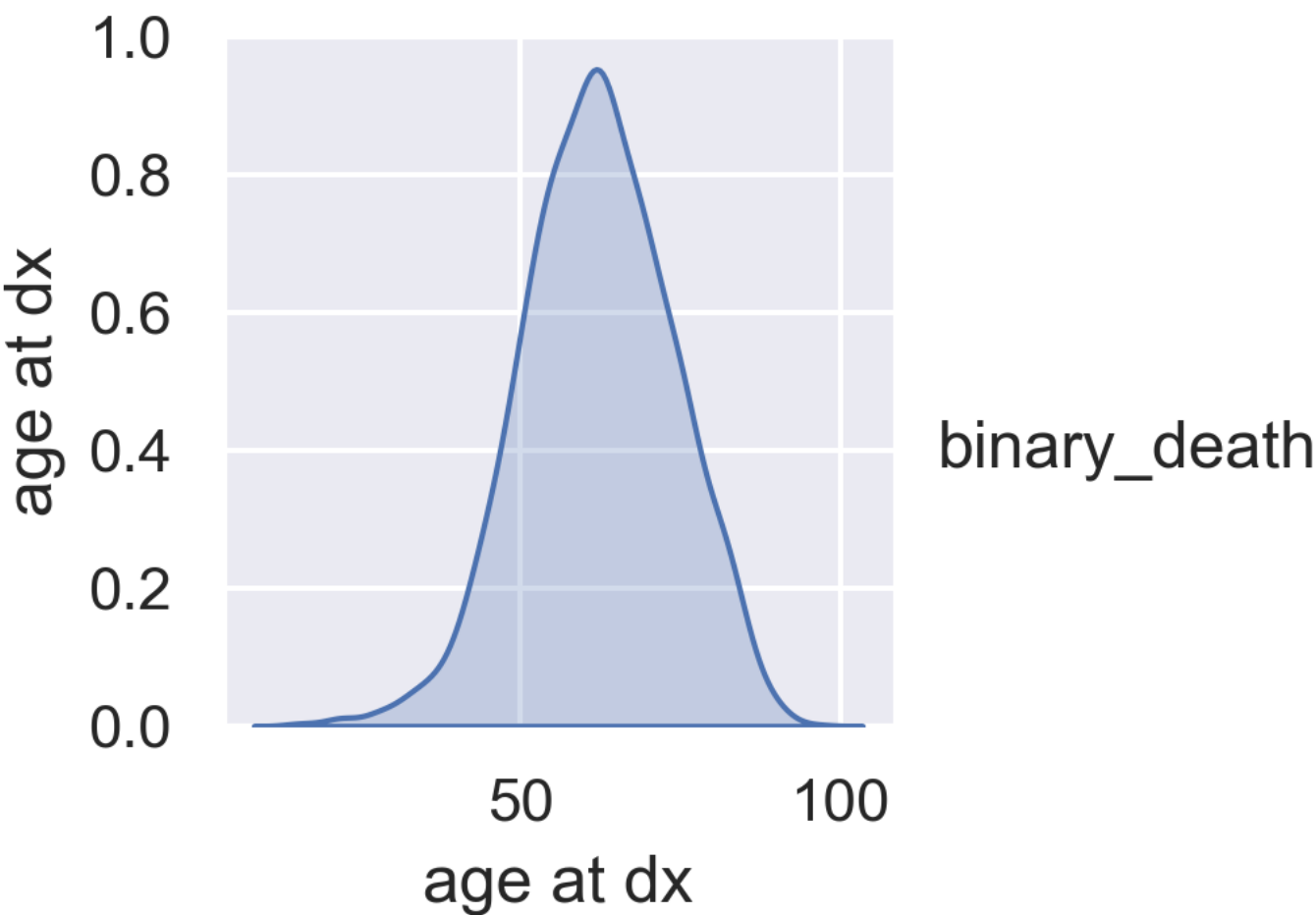


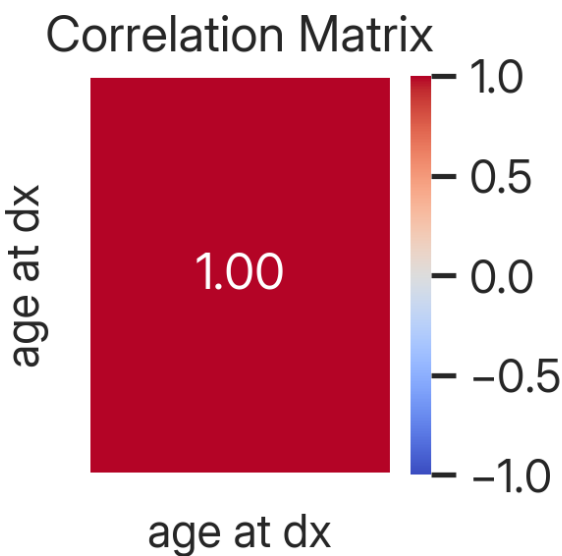
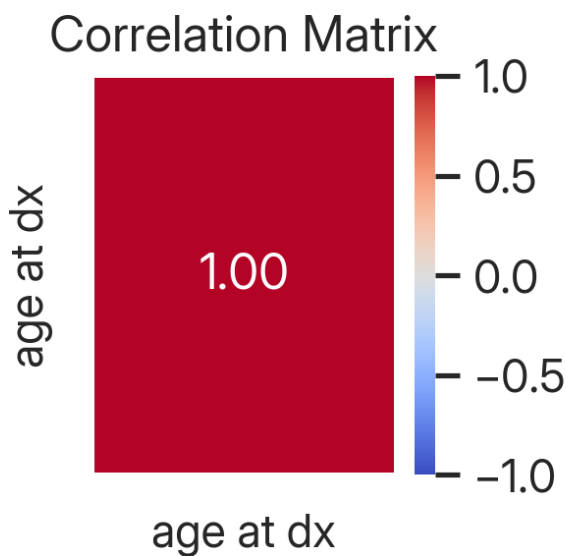
# jarvAls Analyzer Report

Feature Name	Outlier
T Stage	T2 (2): 1 out of 2552
	TX: 1 out of 2552
	T3 (2): 1 out of 2552
N Stage	N3a: 14 out of 2552
	NX: 1 out of 2552
Disease Site	esophagus: 22 out of 2552
	salivary glands: 4 out of 2552
Sex	No outliers found
Stage	IV: 6 out of 2549
	IIIC: 2 out of 2549
	IIIA: 2 out of 2549
	IIA: 1 out of 2549
Dose	50.0: 9 out of 2552
	69.96: 2 out of 2552
	50.8: 1 out of 2552
	55.0: 1 out of 2552
	53.55: 1 out of 2552
	59.4: 1 out of 2552
binary_death	No outliers found
EGFRI	No outliers found
Chemotherapy	No outliers found
HPV Combined	No outliers found

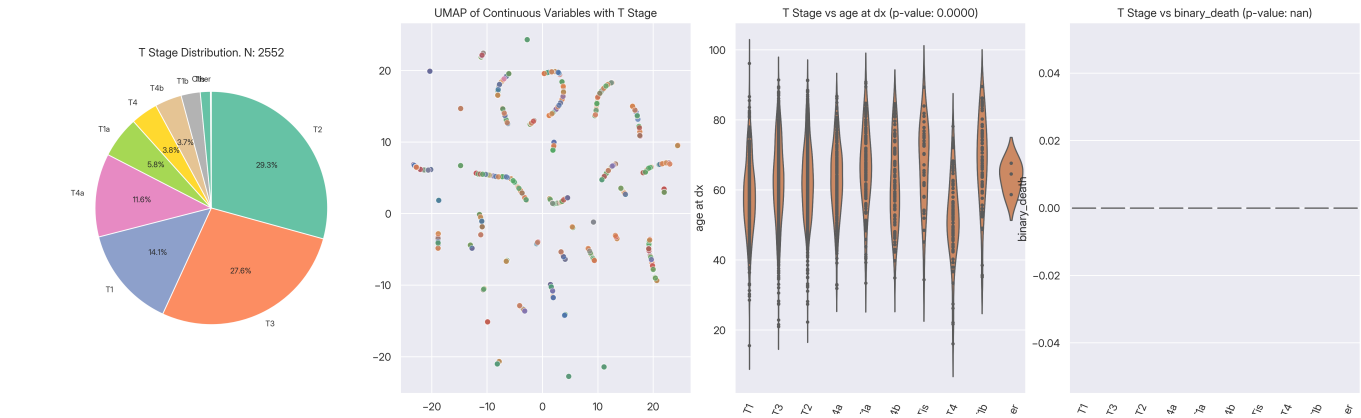
# Pair Plot of Continuous Variables



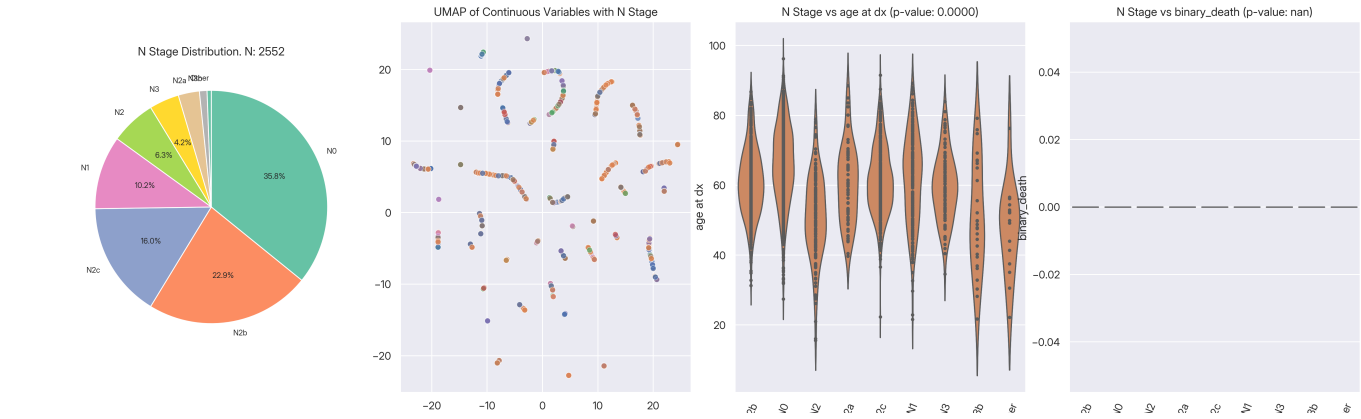
# Pearson and Spearman Correlation Plots



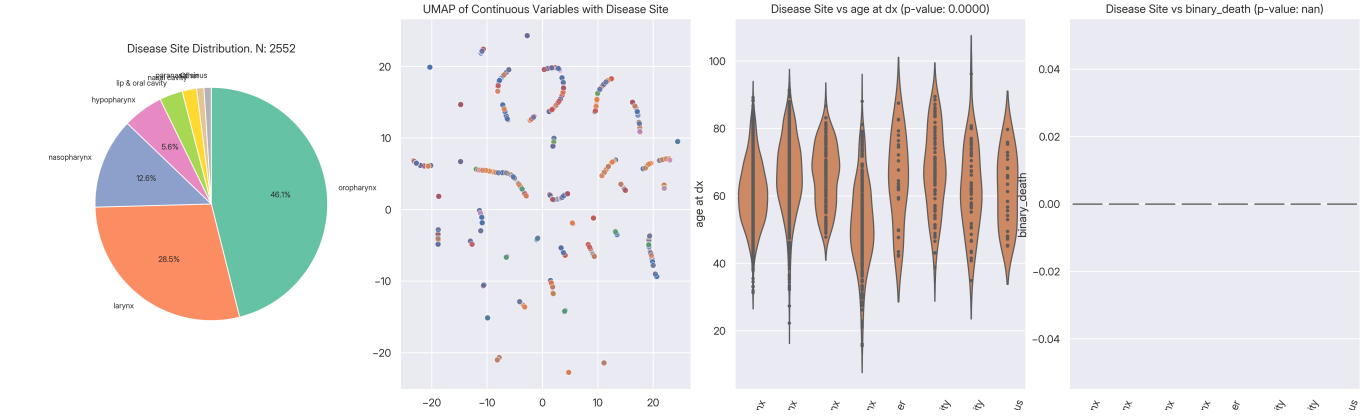
# T Stage Multiplots



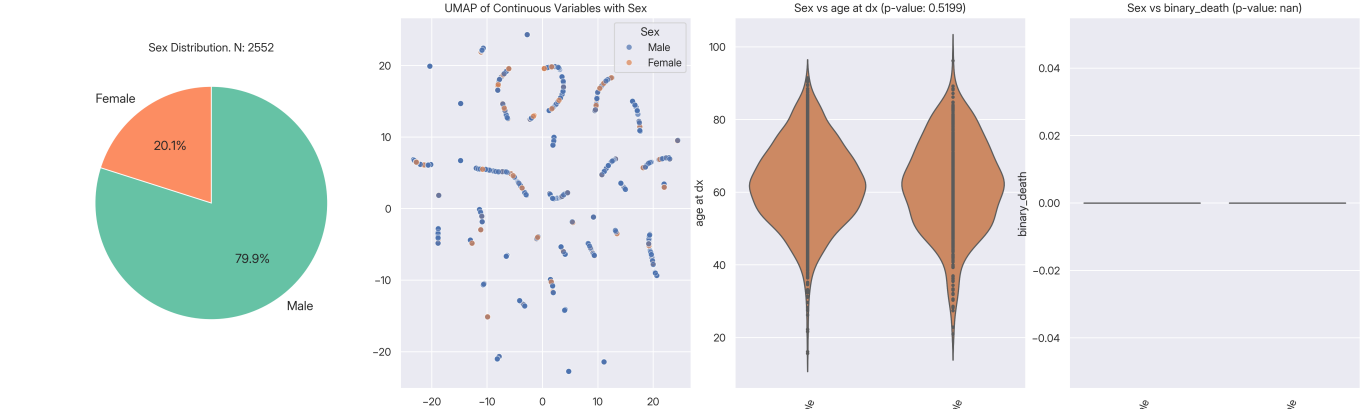
# N Stage Multiplots



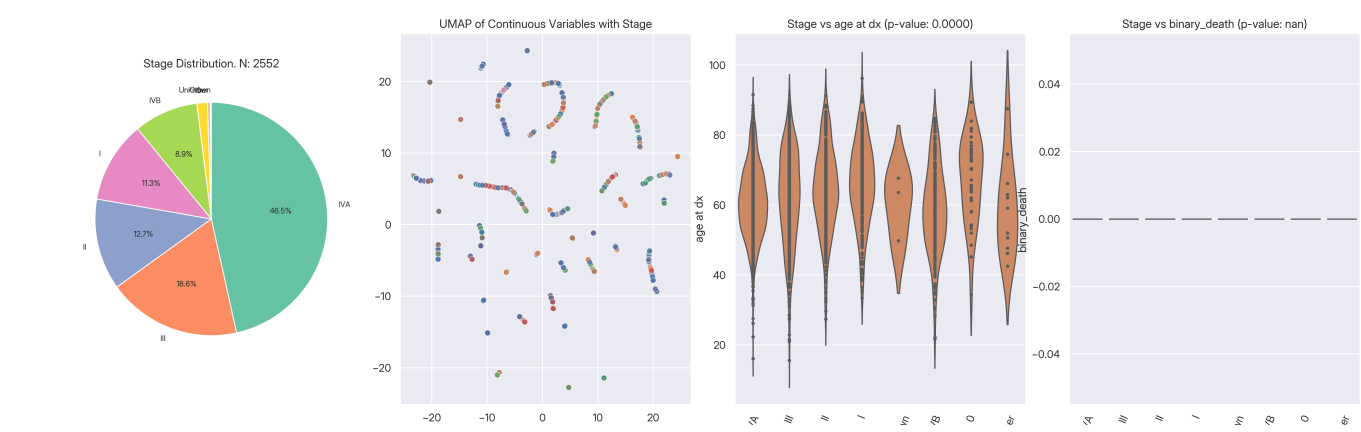
# Disease Site Multiplots



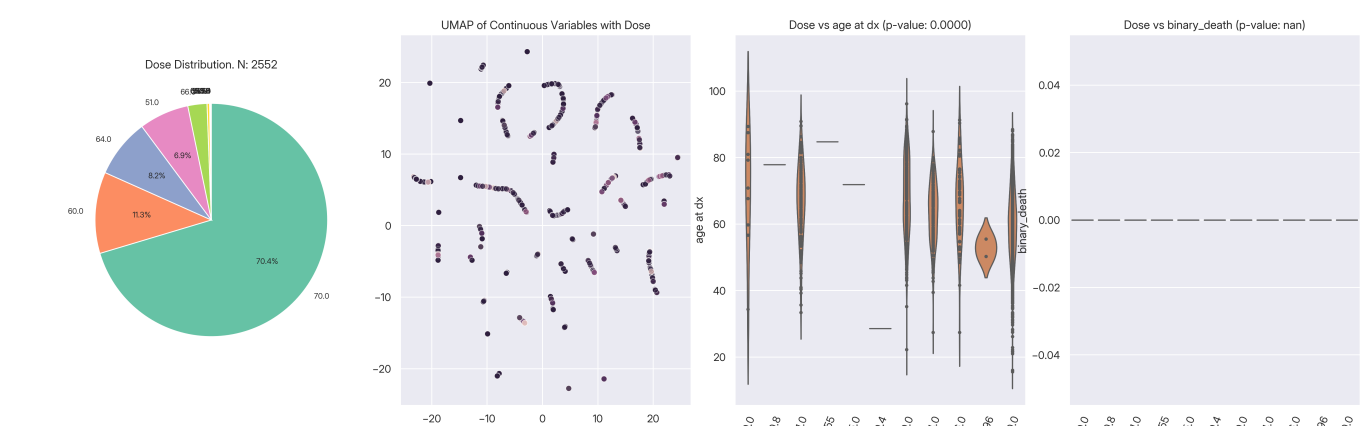
# Sex Multiplots



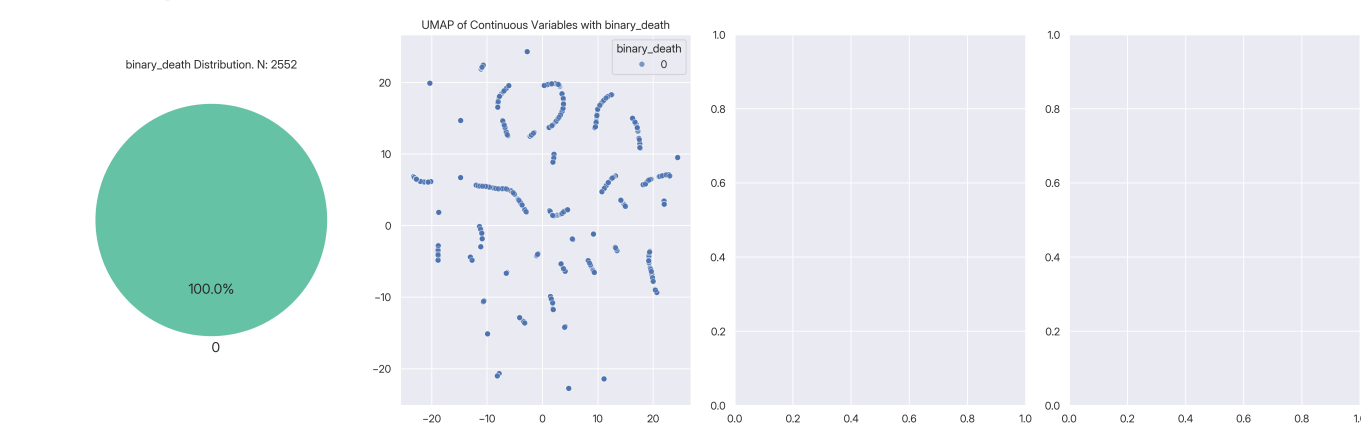
# Stage Multiplots



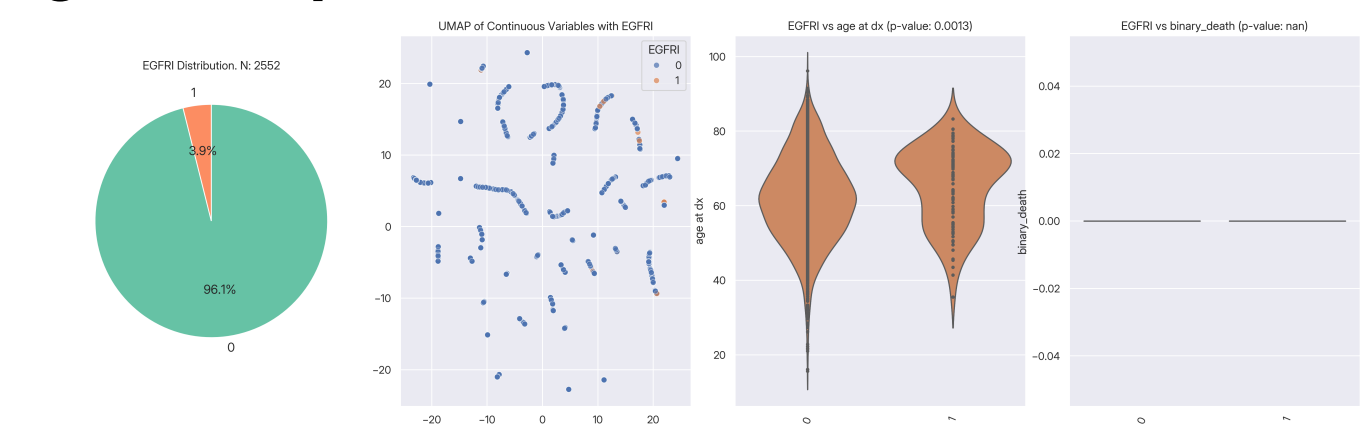
# Dose Multiplots



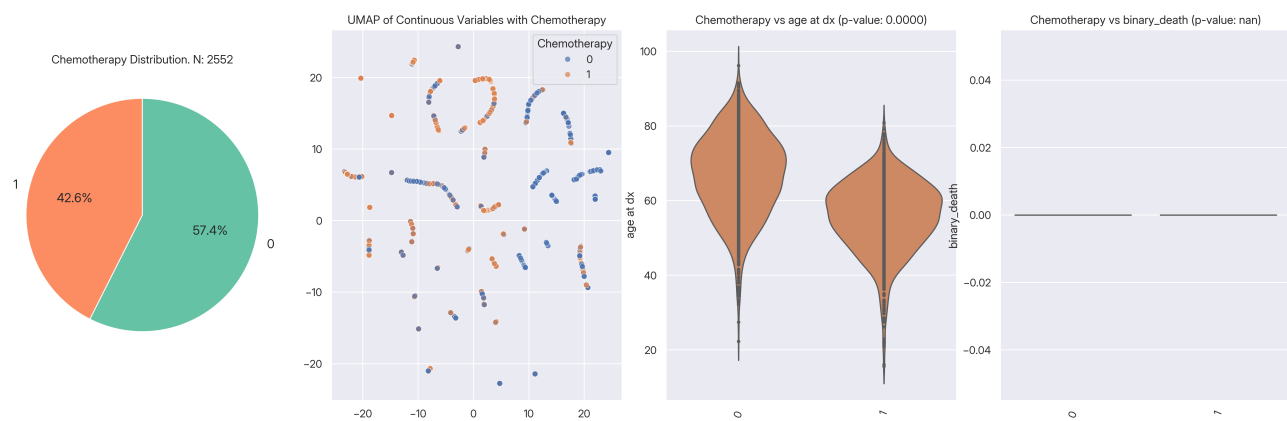
# Binary\_Death Multiplots



# Egfr1 Multiplots



# Chemotherapy Multiplots



# Hpv Combined Multiplots

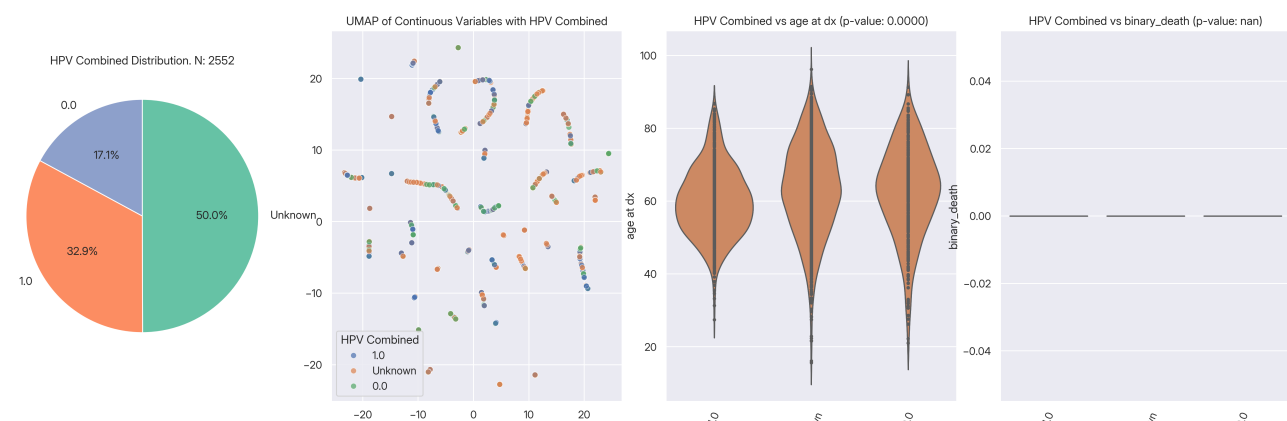


Table 1: Continuous Variables

Feature Name	Missing (n=2552)	Mean	SD
age at dx	0	62.0	11.7

Table 2: Categorical Variables

Feature Name	Value	Count (n=2552)	%
T Stage	Other	3	0.1
	T1	361	14.1
	T1a	147	5.8
	T1b	68	2.7
	T2	747	29.3
	T3	704	27.6
	T4	96	3.8
	T4a	295	11.6
	T4b	95	3.7
	Tis	36	1.4
N Stage	N0	914	35.8
	N1	260	10.2
	N2	161	6.3
	N2a	75	2.9
	N2b	585	22.9
	N2c	409	16.0
	N3	106	4.2
	N3b	27	1.1
	Other	15	0.6
Disease Site	Other	26	1.0
	hypopharynx	143	5.6
	larynx	727	28.5
	lip & oral cavity	82	3.2
	nasal cavity	51	2.0
	nasopharynx	321	12.6
	oropharynx	1176	46.1
	paranasal sinus	26	1.0
Sex	Female	513	20.1
	Male	2039	79.9

Feature Name	Value	Count (n=2552)	%
Stage	0	37	1.4
	I	289	11.3
	II	323	12.7
	III	474	18.6
	IVA	1187	46.5
	IVB	228	8.9
	Other	11	0.4
	Unknown	3	0.1
Dose	50.0	9	0.4
	50.8	1	0.0
	51.0	177	6.9
	53.55	1	0.0
	55.0	1	0.0
	59.4	1	0.0
	60.0	288	11.3
	64.0	208	8.2
	66.0	68	2.7
	69.96	2	0.1
	70.0	1796	70.4
binary_death	0	2552	100.0
EGFRI	0	2452	96.1
	1	100	3.9
Chemotherapy	0	1466	57.4
	1	1086	42.6
HPV Combined	0.0	437	17.1
	1.0	840	32.9
	Unknown	1275	50.0