


ENERG⚡



Modelname Inference


Dataset



Environment



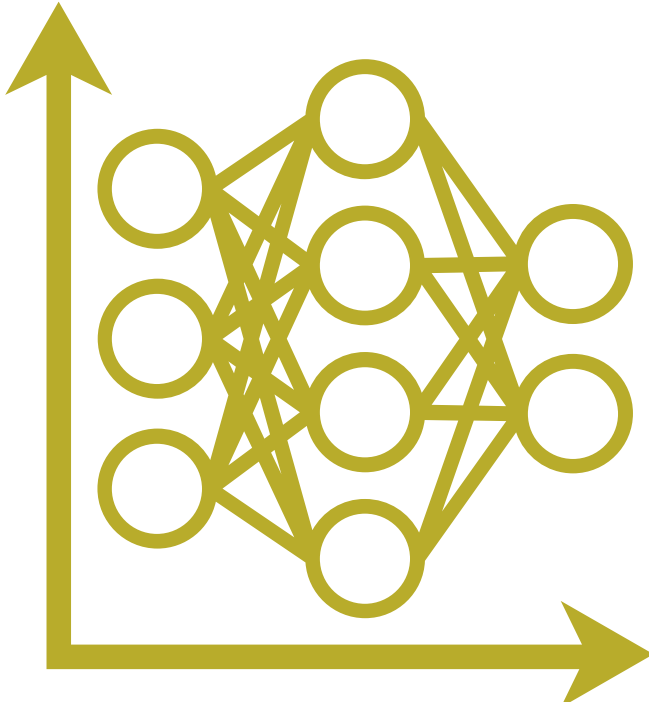
XYZ Ws
Power Draw / sample
Sources: NVML, RAPL



XYZ ms
Runtime / sample



XYZ / XYZ [%]
Top-1 / Top-5 Accuracy



XYZ M Parameters
Model Size