
SHINYMDC-TEST

Author One*

Institute One
author1@institute1.edu

Author*

Author Number Five

Institute Two at City, State
authornumberfive@institutetwo.edu

Author MiddleName Two*

Institute One
Institute Two at City, State
authortwo@institute1.edu

Author Four

author4@author4.com

ABSTRACT

*Markdown in **abstract**. $x + 2$. Section 1. Reference(Knuth, 1986).*

1 SECTION

Integer at enim eu tellus malesuada scelerisque. Ut sed rhoncus ipsum, at tempor nisl. Vivamus vitae pulvinar leo, at pharetra massa. Ut lobortis odio non nulla tincidunt pulvinar. Nunc faucibus pellentesque elit, non ornare risus suscipit sed. Maecenas vel blandit ex.

Phasellus ultrices mi non nulla hendrerit, at rhoncus augue suscipit. Pellentesque a lectus eget felis maximus feugiat nec ut ante. Sed eget laoreet lectus. Vestibulum iaculis enim nec libero sollicitudin, id rhoncus libero consectetur. Integer eget sem quis urna vulputate aliquet.

1.1 SUBSECTION 1

In mollis tortor vel ante cursus, ac consectetur nibh commodo. Aenean ultricies ornare ante ac fermentum. Vestibulum malesuada lectus at pellentesque hendrerit. Praesent a tempor ex, eget iaculis mauris. Integer turpis nunc, varius ac posuere consequat, molestie sed felis. Fusce cursus velit eu magna pellentesque posuere sed eget ex. Vivamus in gravida quam, in volutpat erat.

1.2 SUBSECTION 2

1.2.1 SUBSUBSECTION 1

Suspendisse erat est, imperdiet sed dolor at, sagittis lobortis tortor. Nulla facilisi. Aliquam pharetra scelerisque auctor. Duis vel auctor ipsum. Nullam sagittis feugiat mollis. Aliquam at ultrices libero. Nulla facilisi. Fusce sed est placerat, fringilla augue at, pretium nisl.

1.2.2 SUBSUBSECTION 2

In ut nunc libero. Duis eu elementum purus. Etiam dictum, ipsum nec aliquam lobortis, magna magna pellentesque ligula, sed ultricies odio ligula vitae orci. Fusce bibendum maximus ligula, id gravida felis dictum a. In dapibus nulla eget volutpat vulputate. Quisque congue erat quis nibh molestie, eget varius eros ultrices.

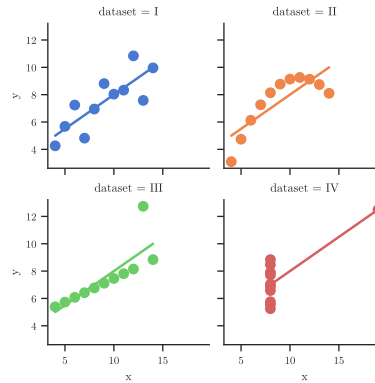
Subsubsubsection Proin eleifend lorem semper, commodo tellus nec, porta purus. Nullam commodo lectus nibh, consequat maximus lorem faucibus in. Nam purus eros, rutrum in sapien et, condimentum lacinia nibh.

*Equal contribution.



(a) Sub-figure with 'width=2in'

(b) Sub-figure with 'width=2in'



(c) Sub-figure with 'width=2in'

Figure 1: Sub-figures

2 TYPOGRAPHY

- **Bold**
- *Italic*
- ***Bold italic.***

3 NUMBERS

- Normal: 0123456789
- Math: 0123456789

4 ACRONYMS

- Default (short+long): Carnegie Mellon University (CMU)
- Repeated (short): CMU
- Forced short: USA
- Repeated after forced short (short+long): United States of America (USA)
- Plural: social security numbers (SSNs)

5 MATH

$$\int_0^{\infty} \exp^{-x^2} dx \quad (1)$$

$a, b, c, d, e, f, g, h, i, j, k, l, m, n, o, p, q, r, s, t, u, v, w, x, y, z, 0, 1, 2, 3, 4, 5, 6, 7, 8, 9$ (2)

- Inline: $\int_0^\infty \exp^{-x^2} dx$
- Block: Equation 1, Equation 2
- Commands defined in body (P[x in X]): $\mathbb{P}[x \in \mathcal{X}]$
- Aligned:

$$x = 1$$

$$x + y = 10$$

$$x + y + z = 100$$

6 LINKS

- Section: Section 1, Section 1.2
- Appendix section: Section B, Section A.1.1
- Appendix figure: Figure A1
- Appendix table: Table B1
- Appendix math: Equation 4
- Short citation(Mittelbach et al., 2004)
- Long citation: Mittelbach et al. (2004), Lesk & Kernighan (1977)
- Multi citation(Lesk & Kernighan, 1977; Knuth, 1984; Mittelbach et al., 2004)
- Pointer to footnote¹

7 TABLES

- Table 1
- Table 2

| Col1 | Col2 | Col3 | Col4 |
|------|------|------|------|
| 1 | 2 | 3 | 4 |
| 11 | 22 | 33 | 44 |
| 111 | 222 | 333 | 444 |

Table 1: Short table

| Col1 | Col2 | Col3 | Col4 | Col5 | Col6 | Col7 | Col8 | Col9 | Col10 |
|------------|------|------|------|------|------|------|------|------|-------|
| a | 1 | 2 | 3 | 123 | abcd | 1234 | 444 | 555 | 666 |
| b | 11 | 22 | 33 | 456 | efgh | 567 | 44 | 55 | 66 |
| Mid | | | | | | | | | |
| c | 111 | 222 | 333 | 789 | ijkl | 89 | 4 | 5 | 6 |

Table 2: Wide table

8 FIGURES

- Figure 2

¹Example footnote text.

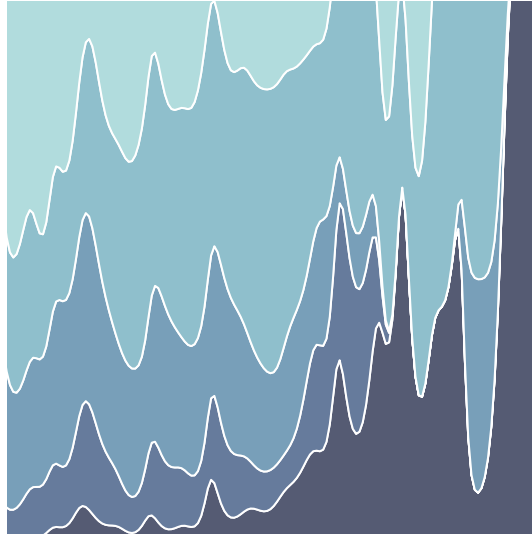


Figure 2: Narrow figure

- Figure 3
- Figure 4, Figure 4a, Figure 4b

9 INCLUDES

- Commands from metadata include: $\arg \min \mathbb{R}$
- Include command in body (there should be text after this):

Content added through include statement.

REFERENCES

Donald E. Knuth. Literate programming. *The Computer Journal*, 27(2):97–111, 1984.

Donald E. Knuth. *The T_EX Book*. Addison-Wesley Professional, 1986.

Michael Lesk and Brian Kernighan. Computer typesetting of technical journals on UNIX. In *Proceedings of American Federation of Information Processing Societies: 1977 National Computer Conference*, pp. 879–888, Dallas, Texas, 1977.

Frank Mittelbach, Michel Gossens, Johannes Braams, David Carlisle, and Chris Rowley. *The L^AT_EX Companion*. Addison-Wesley Professional, 2 edition, 2004.

²Footnote in sub-figure caption.

³Footnote in figure caption.

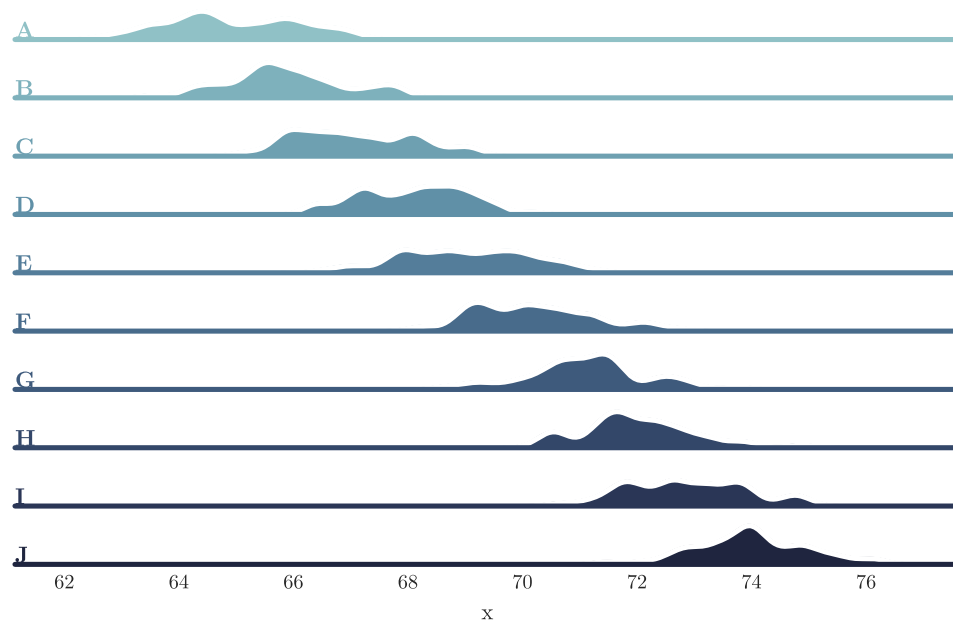

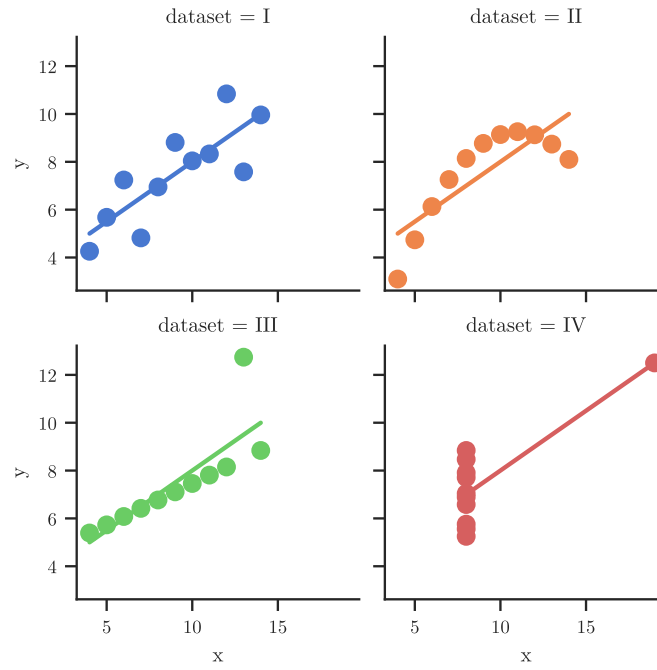


Figure 3: Wide figure



(a) Figure with 'width=2.5in'



(b) Figure with 'width=3.5in'²

Figure 4: Sub-figures³

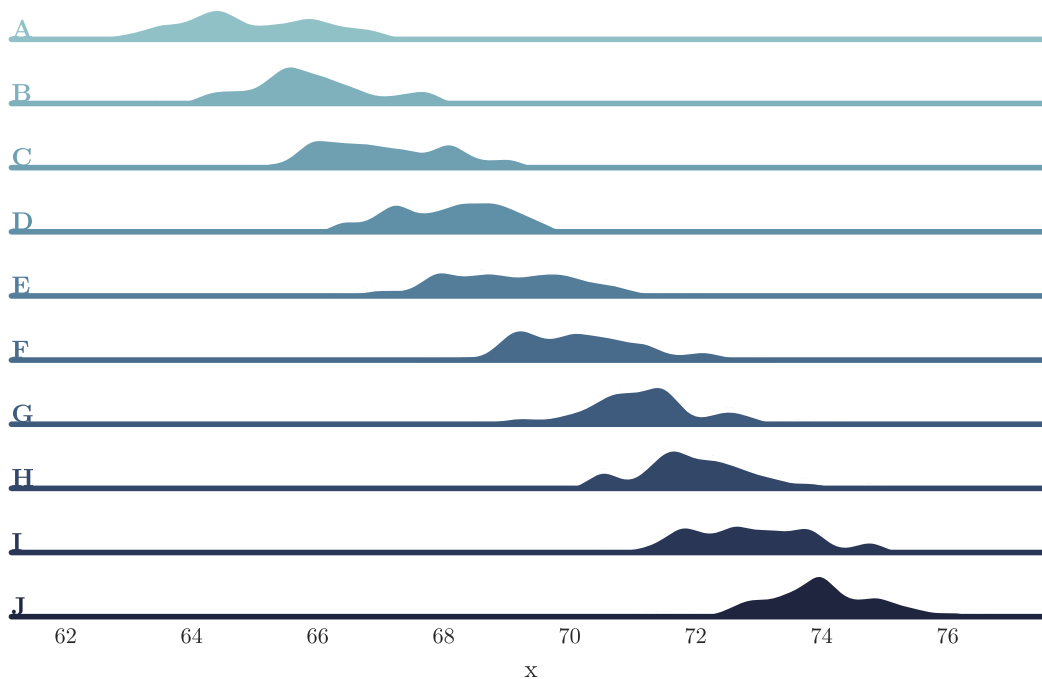


Figure A1: Extra wide figure

APPENDIX A APPENDIX 1

Lorem ipsum dolor sit amet, consectetur adipiscing elit. Aliquam nisi purus, bibendum non neque sed, lacinia tristique tortor. Vestibulum eu lectus sed velit luctus varius. Sed sollicitudin ligula ante. Integer porta a erat commodo dignissim. Duis et lectus diam. Nulla id erat vestibulum nisi placerat efficitur. Nulla a semper libero. Praesent pharetra ullamcorper massa vel tincidunt. Sed dignissim magna et tellus efficitur, vitae sollicitudin lorem tincidunt. Nam non velit et enim rutrum euismod.

A.1 APPENDIX SUBSECTION

A.1.1 APPENDIX SUBSUBSECTION

Proin eleifend lorem semper, commodo tellus nec, porta purus. Nullam commodo lectus nibh, consequat maximus lorem faucibus in. Nam purus eros, rutrum in sapien et, condimentum lacinia nibh.


A.2 APPENDIX FIGURES

- Figure A1
- Figure A2

A.3 APPENDIX INCLUDES

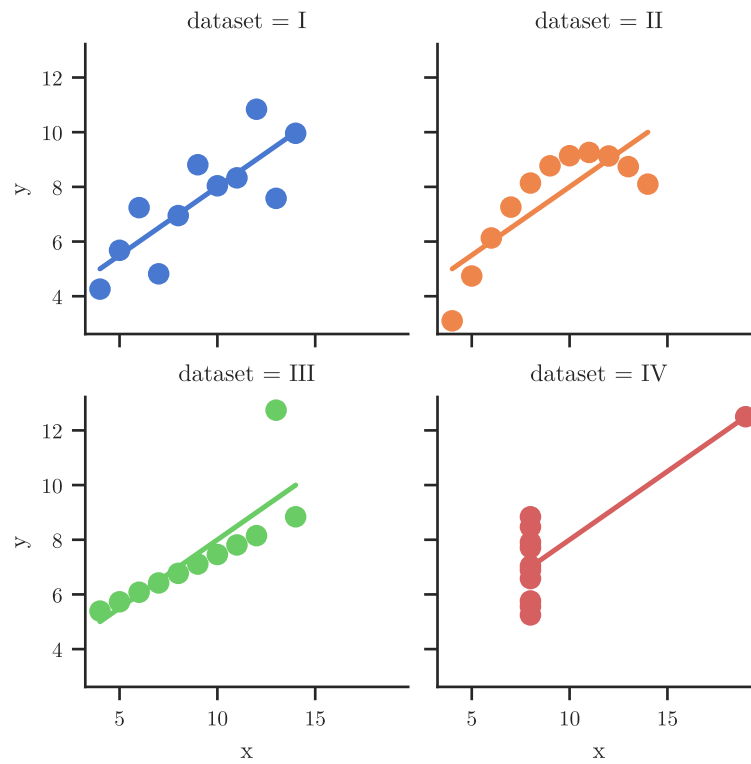
- Commands from metadata include (argmin R):
- Include command in body (there should be text after this):

Content added through include statement.



(a) Figure with non-default extension

(b) Sub-figure



(c) Sub-figure

Figure A2: Sub-figures with large combined size.

A.4 APPENDIX LINKS

- Appendix section: Section A.1.1, Section B
- Main body section: Section 1
- Main body figure: Figure 2
- Main body table: Table 1
- Main body equation: Equation 1
- Citation: Knuth (1984)

| Col1 | Col2 | Col3 | Col4 | Col5 | Col6 | Col7 | Col8 | Col9 | Col10 | Col11 | Col12 | Col13 | Col14 | Col15 | Col16 | Col17 | Col17 |
|------|------|------|------|------|------|------|----------------|------|-------|-------|-------|-------|-------|-------|-------|-------|-------|
| a | 1 | 2 | 3 | 123 | abcd | 1234 | 444 | a | bbb | cccc | ddd | eeee | fff | gggg | abcd | 1234 | 9876 |
| b | 11 | 22 | 33 | 456 | efgh | 567 | 44 | aa | bb | cccc | dd | eeee | ff | gggg | efgh | 567 | 543 |
| c | 111 | 222 | 333 | 789 | ijkl | 89 | 4 ² | aaa | b | cccc | d | eeee | f | gggg | ijkl | 89 | 21 |

Table B1: Extra wide table³

APPENDIX B APPENDIX 2

Lorem ipsum dolor sit amet, consectetur adipiscing elit. Aliquam nisi purus, bibendum non neque sed, lacinia tristique tortor. Vestibulum eu lectus sed velit luctus varius. Sed sollicitudin ligula ante. Integer porta a erat commodo dignissim. Duis et lectus diam. Nulla id erat vestibulum nisi placerat efficitur. Nulla a semper libero.

B.1 APPENDIX TABLES

- Table B1

B.2 APPENDIX MATH

$$\begin{aligned}x &= 1 \\ x + y &= 10\end{aligned}\tag{3}$$

$$\frac{\int_0^\infty \exp^{-x^2} \, dx}{1 + \frac{1}{\int_0^1 \sin^2(x) \, dx}}\tag{4}$$

- Equation 3
- Equation 4
- Block without tag:

$$x + y + z = 100$$

¹Footnote in table.

²Footnote in table.

³Footnote in table caption.